



# KANSAS<sup>®</sup> FOOTBALL

2012 MEDIA GUIDE



COORDINATING EXCELLENCE

CHARLIE WEIS, HEAD COACH  
OFFENSIVE COORDINATOR

16 years of NFL coaching experience

14 players coached to NFL All-Pro Honors

14 players coached to NFL Pro Bowl Honors

10 years of collegiate coaching experience

9 years as an NFL offensive coordinator

5 years as a collegiate head coach

4 Super Bowl Titles

3 players earn Super Bowl MVP honors

1 player inducted into the NFL Hall of Fame

39

years **NFL Coaching Experience**

34

players coached to **Pro Bowl honors**

28

years **Collegiate Coaching Experience**

27

players coached to **All-Pro honors**

16

years of **NFL Coordinator Experience**

# Outstanding

## COACHING SUCCESS



DAVE CAMPO  
DEFENSIVE COORDINATOR

23 years of NFL coaching experience

20 players coached to Pro Bowl honors

18 years of collegiate coaching experience

13 players coached to All-Pro honors

7 years as an NFL defensive coordinator

3 players inducted into the NFL Hall of Fame

3 years as an NFL head coach

3 Super Bowl titles

1 NCAA title

7

**Super Bowl titles**

5

years of **Collegiate Head Coaching Experience**

4

players inducted in the **NFL Hall of Fame**

3

years of **NFL Head Coaching Experience**

1

**NCAA Title**





## INTRODUCTION/CONTENTS

Table of Contents..... 1  
 Quick Facts/Schedule ..... 2-3  
 2012 Roster ..... 4-6

## THIS IS KANSAS FOOTBALL

A Look at the Kansas Football Program ..... 8-42

## MEET THE JAYHAWKS

Veteran Bios ..... 44-81  
 Newcomer Bios ..... 82-88

## COACHES/STAFF

Head Coach Charlie Weis..... 90-93  
 Assistant Coaches..... 94-104  
 Football Staff..... 105-112

## 2012 OPPONENTS

Opponents..... 114-115  
 Series Histories..... 116-117  
 All-Time Series History ..... 118  
 Big 12 Information ..... 119  
 2012-13 Bowl Schedule..... 120

## 2011 REVIEW

2011 Results/Stats ..... 122-123  
 Individual Game-by-Game Stats..... 124-126  
 Team Game-by-Game Stats ..... 127  
 2011 Summaries..... 128-133  
 Adidas Ad ..... 134

## RECORD BOOK

Rushing Records..... 136-139  
 Passing Records ..... 140-143  
 Receiving Records ..... 144-146  
 Total Offense ..... 147-1148  
 All-Purpose ..... 149  
 Scoring Records..... 150  
 Kicking Records..... 151  
 Punting Records ..... 152  
 Kick Return Records ..... 153  
 Punt Return Records ..... 154  
 Defensive Records..... 155-157  
 Team Per Game Bests..... 158  
 Team Records ..... 159-160  
 Team Year-by-Year Totals..... 161-162

## HISTORY

All-Americans..... 164-165  
 National Honors ..... 166  
 All-Star Game Selections ..... 167  
 All-Conference Honors ..... 168-169  
 Academic All-Conference..... 170  
 NCAA/Conference Leaders ..... 171-172  
 Jayhawks in the NFL..... 173-175  
 vs. Ranked Opponents ..... 176  
 KU in the Polls ..... 177  
 All-Time Bowl Summaries ..... 178-181  
 Bowl Game Records ..... 182  
 All-Time Lettermen ..... 183-188  
 Capsule History ..... 189-190  
 Year-by-Year Results ..... 191-200  
 Coaching Records..... 201  
 Year-by-Year Record ..... 202-203  
 All-Time Assistant Coaches ..... 204  
 Media Information ..... 205  
 Dr. Bernadette Gray-Little..... 206  
 Dr. Sheahon Zenger..... 207  
 Jayhawk Radio Network..... 208

## CREDITS

The 2012 University of Kansas Football Media Guide was produced by the Kansas Media Relations office. To purchase additional copies, visit KU's online athletics store: [www.kustore.com](http://www.kustore.com).

Editors: Mike Cummings, Katy Lonergan

Guide Layout and Design: Jackie Berra

Cover Design: Jackie Berra

Editorial Assistance: Zach Carnahan, Matt Franzblau, Brad Gilbert, Erin Penning, Weston Pletcher.

Photography: Jeff and Laura Jacobsen

Additional Photos: Media Relations Archives, University Relations, Lawrence Convention and Visitor's Bureau, NFL Teams, Orange Bowl Committee.

Printing: Pittcraft Printing, Inc., Pittsburg, Kan.





QUICK FACTS

GENERAL INFORMATION

Location.....Lawrence, Kan.
School Founded.....1866
Enrollment.....28,718
Nickname.....Jayhawks
Colors.....Crimson (Pantone 186) and Blue (Pantone 293)
Stadium.....Kivisto Field at Memorial Stadium
Year Opened.....1921
Capacity.....50,071
Surface.....Field Turf (Installed 2009)
Chancellor.....Bernadette Gray-Little (Marywood College, 1966)
Director of Athletics.....Sheahon Zenger (Kansas State, 1988)

COACHING STAFF

Head Coach.....Charlie Weis
Alma Mater.....Notre Dame, 1978
Record at KU.....0-0 (First Season)
Overall Record.....35-27 (Five Seasons)

Assistant Coaches

Jeff Blasko.....Assistant Special Teams/Tight Ends
Clint Bowen.....Special Teams Coordinator/Defensive Backs
Dave Campo.....Defensive Coordinator/Defensive Backs
DeMontie Cross.....Linebackers
Tim Grunhard.....Offensive Line
Rob Ianello.....Recruiting Coordinator/Wide Receivers
Reggie Mitchell.....Running Backs
Ron Powllus.....Quarterbacks
Buddy Wyatt.....Defensive Line
Kyle Brey.....Graduate Assistant - Offense
Matthew Middleton.....Graduate Assistant - Offense
Charlie Weis, Jr.....Student Manager
Maurice Crum, Jr.....Graduate Assistant - Defense
Rod Jones.....Graduate Assistant - Defense
Jami DeBerry.....Quality Control Special Teams
Matt Shula.....Quality Control - Recruiting
Michael O'Connor.....Quality Control - Video

SUPPORT STAFF

Assistant Athletic Director for Sports Medicine.....Dr. Murphy Grant
Director of Football Operations.....Kevin Green
Director of Strength and Conditioning.....Scott Holsopple
Director of Personnel.....Scott Johnston
Director of High School Relations.....Adam Sitter
Assistant Director of Operations.....Scott Vestal
Coordinator of Video Operations.....Andrew Rosetti
Equipment Manager.....Jeff Himes

MEDIA RELATIONS

Primary Contact.....Katy Lonergan
Office Phone.....785-864-7314
Cell Phone.....785-691-7026
Email.....katyl@ku.edu
Secondary Contact.....Mike Cummings
Office Phone.....785-864-3575
Cell Phone.....785-331-6307
Email.....mtc@ku.edu
Office Manager.....Erin Penning
Office Phone.....785-864-3417
Email.....epenning@ku.edu
Website.....KUAthletics.com

2011 REVIEW

Overall Record.....2-10
Conference Record.....0-9
Home Record.....2-4
Road Record.....0-5
Neutral Site Record.....0-1

2012 SCHEDULE

Table with 3 columns: DATE, OPPONENT, TIME. Rows include Sept. 1 (SOUTH DAKOTA STATE), Sept. 8 (RICE), Sept. 15 (TCU\*), Sept. 22 (at Northern Illinois at Kansas State\*), Oct. 6 (OKLAHOMA STATE at Oklahoma\*), Oct. 13 (TEXAS\* at Baylor\*), Nov. 3 (at Texas Tech\*), Nov. 10 (IOWA STATE\* at West Virginia\*), Nov. 17 (at West Virginia\*), Dec. 1 (at West Virginia\*)

2013 SCHEDULE

Table with 3 columns: DATE, OPPONENT, TIME. Rows include Sept. 7 (SOUTH DAKOTA at Rice), Sept. 14 (LOUISIANA TECH), Sept. 21 (LOUISIANA TECH)







## RETURNING LETTERMEN

TOTAL (46)

### OFFENSE (24)

Pos.	Name	Yr.	Exp.
WR	*D.J. Beshears	Sr.	2L
HB/FB	Brandon Bourbon	So.	1L
OL	^Randall Dent	Jr.	1L
FB	Ed Fink	So.	1L
OL	*Tanner Hawkinson	Sr.	3L
WR	Ricki Herod	So.	1L
OL	Gavin Howard	Jr.	1L
HB	Marquis Jackson	So.	1L
OL	^Pat Lewandowski	So.	1L
OL	*Trevor Marrongelli	Sr.	3L
WR	Christian Matthews	Jr.	2L
TE	Jimmy Mundine	So.	1L
WR	Chris Omigie	Jr.	2L
WR	#Daymond Patterson	Sr.	3L
WR	*Kale Pick	Sr.	3L
HB	Tony Pierson	So.	1L
TE	Justin Puthoff	Jr.	1L
WR	JaCorey Shepherd	So.	1L
HB	*James Sims	Jr.	2L
FB	*Nick Sizemore	Jr.	1L
TE	Trent Smiley	So.	1L
OL	Riley Spencer	Jr.	2L
WR	Andrew Turzilli	So.	1L
OL	*Duane Zlatnik	Sr.	3L

### DEFENSE (20)

Pos.	Name	Yr.	Exp.
DL	*Keba Agostinho	Jr.	2L
LB	*Tunde Bakare	Sr.	1L
CB	*Greg Brown	Sr.	3L
LB	Ben Heeney	So.	1L
LB	Tyler Hunt	Sr.	2L
LB	Prinz Kande	Jr.	2L
S	Dexter Linton	Jr.	1L
S	^Brian Maura	So.	1L
S	*Bradley McDougald	Sr.	3L
S	Ray Mitchell	So.	1L
DE	*Toben Oporum	Sr.	3L
S	Tyler Patmon	Jr.	2L
LB	Michael Reynolds	So.	1L
S	Victor Simmons	So.	1L
S	Lubbock Smith	Sr.	3L
DL	Shane Smith	Jr.	1L
LB	Huldon Tharp	Jr.	2L
DL	#John Williams	Jr.	2L
LB	*Darius Willis	Jr.	1L
DL	Kevin Young	Jr.	2L

### SPECIALISTS (2)

Pos.	Name	Yr.	Exp.
LS	Justin Carnes	Jr.	2L
P/PK	Ron Doherty	Jr.	2L

\* - Indicates 2011 starter  
 # - Previous letters, missed 2011 with injury  
 ^ - Lettered in 2011 as a different position

## LETTERMEN LOST


TOTAL (25)

### OFFENSE (10)

Pos.	Name	Yr.	Exp.
TE	*Tim Biere	Sr.	4L
OL	*Jeremiah Hatch	Sr.	4L
WR	Chase Knighton	Sr.	1L
RB	Rell Lewis	Sr.	2L
WR	Erick McGriff	Jr.	1L
TE	Ted McNulty	Sr.	2L
QB	Quinn Mecham	Sr.	2L
RB	Darian Miller	Fr.	1L
OL	*Jeff Spikes	Sr.	3L
TE	AJ Steward	Sr.	3L
QB	*Jordan Webb	So.	2L

### DEFENSE (12)

Pos.	Name	Yr.	Exp.
CB	*Isiah Barfield	Sr.	4L
LB	Brian Blackwell	Sr.	1L
CB	Anthony Davis	Sr.	4L
DT	Patrick Dorsey	Sr.	3L
LB	Collin Garrett	So.	1L
S	Tyler Hill	Jr.	1L
DT	*Richard Johnson, Jr.	Sr.	4L
LB	*Steven Johnson	Sr.	4L
DT	Michael Martinovich	Sr.	3L
LB	Steve Mestan	Jr.	2L
S	*Keeston Terry	RFr.	1L
DE	Malcolm Walker	Jr.	1L
LB	Isaac Wright	Jr.	1L



## SPECIALISTS (3)

Pos.	Name	Yr.	Exp.
LS	Tanner Gibas	So.	1L
P/H	Victor McBride	So.	1L
PK	Alex Mueller	So.	1L

\* - Indicates 2011 starter.

## PERCENTAGE RETURNING

Category	Ret./Total	Pct.
Rushing Yards	1368/1913	72%
Passing Yards	12/2009	1%
Receiving Yards	1554/2009	77%
Tackles	543/899	60%
Sacks 9/10	9/10	90%
Interceptions	5/8	63%
Kickoff Return Yards	1426/1426	100%
Punt Return Yards	95/95	100%
Touchdowns	24/26	92%
Field Goals	6/6	100%
Points	214/268	80%

## 2011 NATIONAL HONOREES

### RETURNING

OL Trevor Marrongelli (Academic All-District 1st Team)

### LOST

TE Tim Biere (Mackey Award Midseason List)  
 LB Steven Johnson (Burlesworth Trophy Semifinalist)

## 2011 NATIONAL HONOREES

### RETURNING

P Ron Doherty (Honorable Mention)  
 OL Duane Zlatnik (Honorable Mention)  
 S Bradley McDougald (Honorable Mention)  
 DE Toben Oporum (Honorable Mention)  
 WR/KR D.J. Beshears (Honorable Mention)

### LOST

OL Jeremiah Hatch (2nd Team, Honorable Mention)  
 LB Steven Johnson (2nd Team, Honorable Mention)  
 TE Tim Biere (Honorable Mention)

## JAYHAWKS IN 2011 NCAA STATS

### RETURNING

P Ron Doherty (27th in punting)  
 WR D.J. Beshears (38th in all-purpose yards)  
 HB James Sims (94th in rushing)

### LOST

LB Steven Johnson (21st in tackles)  
 QB Jordan Webb (71st in passing efficiency)  
 (99th in total offense)



## ALPHABETICAL

No.	Name	Pos.
66	Admire, Dylan	OL
96	Agostinho, Keba	DL
22	Allen, Greg	CB
58	Arnick, Courtney	LB
62	Avery, Dylan	DL
17	Bakare, Tunde	LB
44	Baron, Scott	TE
6	Baty, Turner	QB
74	Beckmann, Brian	OL
20	Beshears, D.J.	WR
25	Bourbon, Brandon	HB/FB
86	Brooks, Charles	TE
5	Brown, Greg	CB
56	Burgoon, Josh	OL
37	Burton, Ryan	HB
54	Carnes, Justin	LS
75	Connolly, Sean	OL
36	Cox, Taylor	HB
10	Crist, Dayne	QB
14	Cummings, Michael	QB
64	Dent, Randall	OL
13	Doherty, Ron	P/PK
22	Embree, Connor	WR
43	Fink, Ed	FB
8	Ford, Josh	WR
93	Goodman, Ben	DL
72	Hawkinson, Tanner	OL
28	Hawks, Brandon	S
9	Heaps, Jake	QB
31	Heeney, Ben	LB
80	Herod, Ricki	WR
94	Holmes, Tyler	DL
70	Howard, Gavin	OL
49	Hunt, Tyler	LB
17	Jablonski, Blake	H/QB
28	Jackson, Marquis	HB/FB
4	Kande, Prinz	LB
53	Karlin, Ryan	LB
61	Lewandowski, Pat	OL
23	Linton, Dexter	S
57	Love, Jake	LB
68	Luhrsen, Luke	OL
69	Marrongelli, Trevor	OL
73	Martin, Damon	OL
43	Matlock, Alex	S
12	Matthews, Christian	WR
47	Maura, Brian	S
19	McCay, Justin	WR
51	McDonald, Anthony	LB
24	McDougald, Bradley	S
97	McKinney, Ty	DL
32	Miles, Schyler	LB
26	Mitchell, Ray	S

## NUMERICAL ROSTER

No.	Name	Pos.	Ht.	Wt.	Yr.	Exp.	Hometown (High School/Previous School)
1	Lubbock Smith	S	5-10	200	Sr.	3L	Dallas, Texas (Carter HS)
2	Darius Willis	LB	6-2	240	Jr.	1L	Houston, Texas (Eisenhower HS/Bufalo)
3	Tony Pierson	HB	5-10 ½	168	So.	1L	East St. Louis, Ill. (East St. Louis HS)
4	Prinz Kande	LB	5-11	205	Jr.	2L	Eules, Texas (Trinity HS)
5	Greg Brown	CB	5-10 ½	185	Sr.	3L	Cedar Hill, Texas (Cedar Hill HS)
6	Turner Baty	QB	6-2	215	So.	JC	Redwood City, Calif. (New Canaan Prep/City Coll. of San Francisco)
7	Kale Pick	WR	6-1 ½	205	Sr.	2L	Dodge City, Kan. (Dodge City HS)
8	Josh Ford	WR	6-3	205	Jr.	JC	Landover, Md. (Coolidge HS/Arizona Western CC)
9	Jake Heaps	QB	6-1	210	Jr.	TR	Issaquah, Wash. (Skyline HS/BYU)
9	Jordan Tavai	DL	6-3	290	Jr.	JC	Redondo Beach, Calif. (Mira Costa HS/El Camino CC)
10	Dayne Crist	QB	6-4	235	Sr.	TR	Canoga Park, Calif. (Notre Dame HS/Notre Dame)
11	Tre' Parmalee	WR	5-10	168	Fr.	HS	Overland Park, Kan. (Bishop Miege HS)
11	Tyree Williams	CB	6-0	193	Fr.	HS	Stafford, Texas (Dulles HS)
12	Christian Matthews	WR	6-1	205	Jr.	2L	Arlington, Texas (James Bowie HS)
13	Ron Doherty	P/PK	5-11 ½	209	Jr.	2L	Klein, Texas (Klein HS)
14	Michael Cummings	QB	5-10	205	Fr.	RS	Killeen, Texas (Killeen HS)
14	Nasir Moore	CB	6-1	185	Jr.	JC	Suwanee, Ga. (Peachtree Ridge HS/East LA Coll.)
15	Daymond Patterson	WR	5-8	180	Sr.	RS	Mesquite, Texas (North Mesquite HS)
17	Tunde Bakare	LB	5-10	205	Sr.	1L	Woodbridge, Va. (Forest Park HS/Highland CC)
17	Blake Jablonski	H/QB	6-1	208	So.	SQ	Wichita, Kan. (Collegiate HS)
18	Corrigan Powell	CB	5-10	174	Sr.	1L	Garland, Texas (Lakeview Centennial HS)
19	Justin McCay	WR	6-2	215	So.	TR	Shawnee Mission, Kan. (Bishop Miege HS/Oklahoma)
20	D.J. Beshears	WR	5-9	185	Sr.	2L	Denton, Texas (Ryan HS)
22	Greg Allen	CB	5-11	199	Fr.	HS	Houston, Texas (Alief Taylor HS)
22	Connor Embree	WR	5-10	180	So.	TR	Superior, Colo. (Blue Valley West HS/UNLV)
23	Dexter Linton	S	5-10 ½	195	Jr.	1L	Arlington, Texas (James Bowie HS)
24	Bradley McDougald	S	6-1	209	Sr.	3L	Dublin, Ohio (Scioto HS)
25	Brandon Bourbon	HB/FB	6-1 ½	218	So.	1L	Potosi, Mo. (Potosi HS)
26	Ray Mitchell	S	6-0	190	So.	1L	Irving, Texas (MacArthur HS)
27	Victor Simmons	S	6-1 ½	206	So.	1L	Olathe, Kan. (Olathe North HS)
28	Brandon Hawks	S	5-9	190	Sr.	SQ	Oskaloosa, Kan. (Oskaloosa HS)
28	Marquis Jackson	HB/FB	6-0	220	So.	1L	Fort Worth, Texas (Arlington Heights HS)
29	James Sims	HB	6-0	200	Jr.	2L	Irving, Texas (MacArthur HS)
30	Tevin Shaw	S	5-11	185	Fr.	HS	Piscataway, N.J. (Piscataway HS)
31	Ben Heeney	LB	6-0	225	So.	1L	Hutchinson, Kan. (Hutchinson HS)
32	Schyler Miles	LB	6-2	225	Fr.	HS	Tampa, Fla. (Berkeley Prep HS)
33	Tyler Patmon	CB	5-11	180	Jr.	2L	Round Rock, Texas (Vista Ridge HS)
34	Huldon Tharp	LB	6-0	227	Jr.	2L	Mulvane, Kan. (Mulvane HS)
35	Toben Oporum	DE/LB	6-1 ½	250	Sr.	3L	Richardson, Texas (Plano East HS)
36	Taylor Cox	HB	5-11	210	Jr.	JC	Mill Creek, Wash. (Jackson HS/College of the Siskiyous)
37	Ryan Burton	HB	5-9	190	Jr.	SQ	Colorado Springs, Colo. (Air Academy HS)
38	Justin Puthoff	LS/TE	6-2	245	Jr.	1L	Goddard, Kan. (Goddard HS)
38	Josh Richardson	DE/LB	6-4	245	Sr.	SQ	Dublin, Ohio (Scioto HS)
39	Jon Shelby	LB	6-2	205	Jr.	TR	Brockton, Mass. (Brockton HS/Nassau CC)
41	Jimmy Mundine	TE	6-2	250	So.	1L	Denison, Texas (Denison HS)
43	Ed Fink	FB	6-2 ½	235	So.	1L	Belleville, Ill. (Althoff HS)
43	Alex Matlock	S	6-1	195	Fr.	RS	Pflugerville, Texas (Pflugerville HS)
44	Scott Baron	TE	6-2 ½	245	Fr.	RS	Santa Ana, Calif. (Orange Lutheran HS)
45	Nick Sizemore	FB	6-0 ½	240	Jr.	1L	Lititz, Pa. (Manheim Township HS/Bufalo)
47	Brian Maura	S	6-3 ½	205	So.	1L	Miami, Fla. (Felix Varela HS)
49	Tyler Hunt	LB	6-2	230	Sr.	2L	Lawrence, Kan. (Lawrence HS)
51	Anthony McDonald	LB	6-2	235	Sr.	TR	Burbank, Calif. (Notre Dame HS/Notre Dame)
53	Ryan Karlin	LB	5-11 ½	220	Fr.	RS	Shawnee, Kan. (Rockhurst HS)
54	Justin Carnes	LS	6-1 ½	250	Jr.	2L	La Porte, Texas (La Porte HS)
55	Michael Reynolds	DE/LB	6-1	240	So.	1L	Wichita, Kan. (Kapaun Mt. Carmel HS)




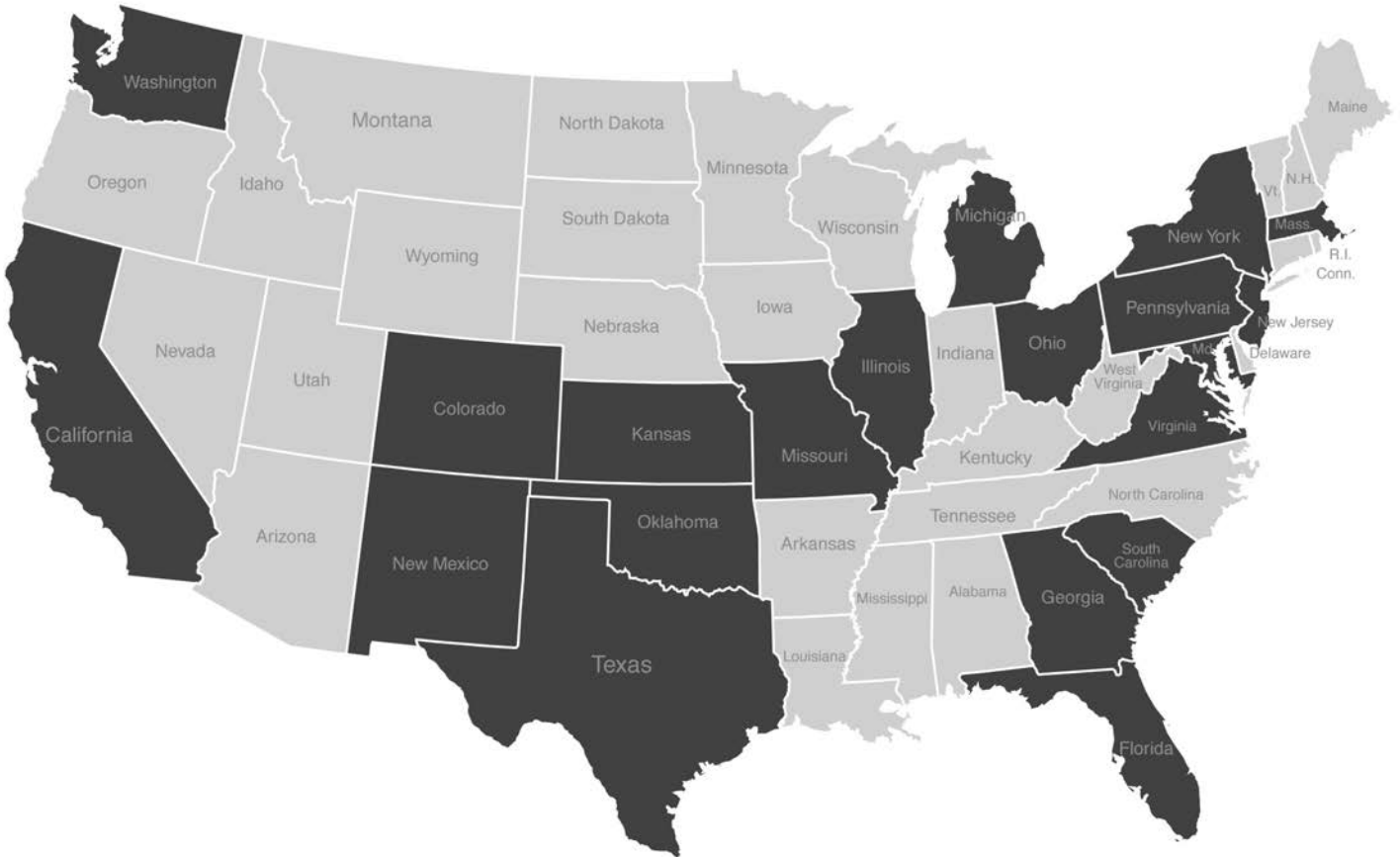
No.	Name	Pos.	Ht.	Wt.	Yr.	Exp.	Hometown (High School/Previous School)
56	Josh Burgoon	OL	6-1½	275	Jr.	SQ	Lenexa, Kan. (St. James Academy/Benedictine)
57	Jake Love	LB	6-0	220	Fr.	RS	Tonkawa, Okla. (Tonkawa HS)
58	Courtney Arnick	LB	6-2	195	Fr.	HS	Dallas, Texas (Carter HS)
61	Pat Lewandowski	OL	6-5½	285	So.	1L	Overland Park, Kan. (Blue Valley West HS)
62	Dylan Avery	DL	6-3	250	So.	SQ	Topeka, Kan. (Topeka HS)
64	Randall Dent	OL	6-4	300	Jr.	1L	Dallas, Texas (South Grand Prairie HS)
66	Dylan Admire	OL	6-3	277	Fr.	RS	Overland Park, Kan. (Blue Valley West HS)
67	Duane Zlatnik	OL	6-4	312	Sr.	3L	Rossville, Kan. (Rossville HS)
68	Luke Luhrsen	OL	6-3½	300	Fr.	RS	Wheaton, Ill. (Warrenville South HS)
69	Trevor Marrongelli	OL	6-3	303	Sr.	3L	Austin, Texas (Westwood HS)
70	Gavin Howard	OL	6-4	300	Jr.	1L	Owasso, Okla. (Owasso HS)
71	John Williams	DL	6-3	300	Jr.	2L	Tulsa, Okla. (Washington HS)
72	Tanner Hawkinson	OL	6-5½	300	Sr.	3L	McPherson, Kan. (McPherson HS)
73	Damon Martin	OL	6-3	295	Fr.	RS	Arlington, Texas (Arlington HS)
74	Brian Beckmann	OL	6-6	300	Fr.	HS	Overland Park, Kan. (Blue Valley West HS)
75	Sean Connolly	OL	6-7	295	Fr.	HS	Kirtland Hills, Ohio (St. Edward HS)
76	Bryan Peters	OL	6-3½	300	Fr.	RS	La Mirada, Calif. (La Mirada HS)
77	Aslam Sterling	OL	6-5	360	Jr.	JC	Springfield Garden, N.Y. (Bayside HS/Nassau CC)
78	Shane Smith	DL	6-5½	295	Jr.	1L	Albuquerque, N.M. (Eldorado HS)
79	Riley Spencer	OL	6-6	305	Jr.	2L	Hesston, Kan. (Hesston HS)
80	Ricki Herod	WR	6-2	195	So.	1L	Mesquite, Texas (North Mesquite HS)
82	Andrew Turzilli	WR	6-3½	185	So.	1L	Butler, N.J. (Butler HS)
83	Chris Omigie	WR	6-4	200	Jr.	2L	Arlington, Texas (Martin HS)
84	Mike Ragone	TE	6-4	255	Sr.	TR	Blackwood, N.J. (Camden Catholic HS/Notre Dame)
85	Trent Smiley	TE	6-4	245	So.	1L	Frisco, Texas (Wakeland HS)
86	Charles Brooks	TE	6-6	240	Jr.	JC	St. Louis, Mo. (Maplewood HS/Scottsdale CC)
87	Jordan Shelley-Smith	TE	6-5	240	Fr.	HS	McGregor, Texas (Reicher Catholic HS)
89	JaCorey Shepherd	WR	5-11	185	So.	1L	Mesquite, Texas (Mesquite Horn HS)
90	Kevin Young	DL	6-3	285	Jr.	2L	Olathe, Kan. (Olathe North HS)
92	Neal Page	DE/LB	6-4	220	Fr.	HS	Birmingham, Mich. (Seaholm HS)
93	Ben Goodman	DL	6-3	260	Fr.	RS	Beaumont, Texas (West Brook HS)
94	Tyler Holmes	DL	6-3	280	Fr.	HS	Garland, Texas (Sachse HS)
95	Josh Williams	DL	6-4	255	Sr.	TR	Denton, Texas (Ryan HS/Nebraska)
96	Keba Agostinho	DL	6-2	280	Jr.	2L	Katy, Texas (James Taylor HS)
97	Ty McKinney	DL	6-3	310	Jr.	JC	Athens, Texas (Zion Academy/Trinity Valley CC)
98	Keon Stowers	DL	6-3	290	So.	JC	Rock Hill, S.C. (Northwestern HS/Georgia Military Coll.)

No.	Name	Pos.
14	Moore, Nasir.....	CB
41	Mundine, Jimmay.....	TE
83	Omigie, Chris.....	WR
35	Opurum, Toben.....	DE/LB
92	Page, Neal.....	DE/LB
11	Parmalee, Tre'.....	WR
33	Patmon, Tyler.....	CB
15	Patterson, Daymond.....	WR
76	Peters, Bryan.....	OL
7	Pick, Kale.....	WR
3	Pierson, Tony.....	HB
18	Powell, Corrigan.....	CB
38	Puthoff, Justin.....	LS/TE
84	Ragone, Mike.....	TE
55	Reynolds, Michael.....	DE/LB
38	Richardson, Josh.....	DE/LB
30	Shaw, Tevin.....	S
39	Shelby, Jon.....	LB
87	Shelley-Smith, Jordan.....	TE
89	Shepherd, JaCorey.....	WR
27	Simmons, Victor.....	S
29	Sims, James.....	HB
45	Sizemore, Nick.....	FB
85	Smiley, Trent.....	TE
1	Smith, Lubbock.....	S
78	Smith, Shane.....	DL
79	Spencer, Riley.....	OL
77	Sterling, Aslam.....	OL
98	Stowers, Keon.....	DL
9	Tavai, Jordan.....	DL
34	Tharp, Huldson.....	LB
82	Turzilli, Andrew.....	WR
71	Williams, John.....	DL
95	Williams, Josh.....	DL
11	Williams, Tyree.....	CB
2	Willis, Darius.....	LB
90	Young, Kevin.....	DL
67	Zlatnik, Duane.....	OL

## PRONUNCIATION GUIDE

2	DARIUS Willis	DARE ee us	68	Luke LUHRSEN	Lure son
4	PRINZ KANDE	Prince Candy	69	Trevor MARRONGELLI	Mare un jelly
6	Turner BATY	Bait-ee	77	ASLAM Sterling	as-lum
9	Jordan TAVAI	TUH-vye	80	Ricki HEROD	hair id
11	TYREE Williams	Tie-ree	81	MARQUIS Jackson	Mar keese
13	Ron DOHERTY	DOOR tee	83	Chris OMIGIE	O ME jee
14	NASIR Moore	Nah-sear	84	Mike RAGONE	RUH-goan
15	DAYMOND Patterson	DAY mund	96	KEBA AGOSTINHO	Kee buh Ah gho steeno (like August)
17	TUNDE BAKARE	Toon day buh CAR ee	98	Keon STOWERS	rhymes with FLOWERS
23	Tony PIERSON	Peer son			
30	TEVIN Shaw	rhymes with Kevin			
32	SCHYLER Miles	Sky-ler			
35	TOBEN OPURUM	Toe ben O pour um			
38	Justin PUTHOFF	Put hoff			
41	JIMMAY MUNDINE	Jih MAY mun DINE			





**California (6)**

Scott Baron..... Santa Ana  
Tuner Baty..... Redwood City  
Dayne Crist..... Canoga Park  
Anthony McDonald..... Burbank  
Bryan Peters..... La Miranda  
Jordan Tavai..... Redondo Beach

**Colorado (2)**

Ryan Burton..... Colorado Springs  
Connor Embree..... Superior

**Florida (2)**

Brian Maura..... Miami  
Schyler Miles..... Tampa

**Georgia (1)**

Nasir Moore..... Suwanee

**Illinois (3)**

Ed Fink..... Belleville  
Luke Luhrsen..... Wheaton  
Tony Pierson..... East St. Louis

**Kansas (24)**

Dylan Admire..... Overland Park  
McDouglas Archibong..... Overland Park  
Dylan Avery..... Topeka  
Brian Beckmann..... Overland Park  
Josh Burgoon..... Lenexa  
Tanner Hawkinson..... McPherson  
Brandon Hawks..... Oskaloosa  
Ben Heeney..... Hutchinson  
Tyler Hunt..... Lawrence  
Blake Jablonski..... Wichita  
Jon Jones..... Minneapolis

Ryan Karlin..... Shawnee  
Pat Lewandowski..... Overland Park  
Justin McCay..... Shawnee Mission  
Tre Parmalee..... Overland Park  
Kale Pick..... Dodge City  
Justin Puthoff..... Goddard  
Michael Reynolds..... Wichita  
Victor Simmons..... Olathe  
Ricky Speer..... Shawnee  
Riley Spencer..... Hesston  
Huldon Tharp..... Mulvane  
Kevin Young..... Olathe  
Duane Zlatnik..... Rossville

**Maryland (1)**

Josh Ford..... Landover

**Massachusetts (1)**

Jon Shelby..... Brockton

**Michigan (1)**

Neal Page..... Birmingham

**Missouri (3)**

Brandon Bourbon..... Potosi  
Charles Brooks..... St. Louis  
Jackson Long..... Kansas City

**New Jersey (3)**

Mike Ragone..... Cherry Hill  
Tevin Shaw..... Piscataway  
Andrew Turzilli..... Butler

**New Mexico (1)**

Shane Smith..... Albuquerque

**New York (1)**

Aslam Sterling..... Springfield Garden

**Ohio (3)**

Sean Connolly..... Kirtland Hills  
Bradley McDougald..... Dublin  
Josh Richardson..... Dublin

**Oklahoma (3)**

Gavin Howard..... Owasso  
Jake Love..... Tonkawa  
John Williams..... Tulsa

**Pennsylvania (1)**

Nick Sizemore..... Lititz

**South Carolina (1)**

Keon Stowers..... Rock Hill

**Texas (35)**

Keba Agostinho..... Katy  
Greg Allen..... Houston  
Courtney Arnick..... Dallas  
D.J. Beshears..... Denton  
Greg Brown..... Cedar Hill  
Justin Carnes..... La Porte  
Michael Cummings..... Killeen  
Randall Dent..... Dallas  
Ron Doherty..... Klein  
Ben Goodman..... Beaumont  
Ricki Herod..... Mesquite  
Tyler Holmes..... Garland  
Marquis Jackson..... Fort Worth  
Prinz Kande..... Euless  
Dexter Linton..... Arlington  
Trevor Marrongelli..... Austin

Damon Martin..... Arlington  
Alex Matlock..... Pflugerville  
Christian Matthews..... Arlington  
Ty McKinney..... Athens  
Ray Mitchell..... Irving  
Jimmy Mundine..... Denison  
Chris Omigie..... Arlington  
Toben Oporum..... Richardson  
Tyler Patmon..... Round Rock  
Daymond Patterson..... Mesquite  
Corrigan Powell..... Garland  
JaCorey Shepherd..... Mesquite  
James Sims..... Irving  
Trent Smiley..... Frisco  
Jordan Smith..... McGregor  
Lubbock Smith..... Dallas  
Josh Williams..... Denton  
Tyree Williams..... Stafford  
Darius Willis..... Houston

**Virginia (1)**

Tunde Bakare..... Woodbridge

**Washington (2)**

Taylor Cox..... Mill Creek  
Jake Heaps..... Issaquah





THIS IS KANSAS FOOTBALL

[KUATHLETICS.COM](http://KUATHLETICS.COM)



FALL SATURDAYS AT THE UNIVERSITY OF KANSAS HAVE BECOME EVENTS, WITH THE CELEBRATION STARTING WELL BEFORE KICKOFF. FROM TAILGATING BEFORE THE GAME, TO THE SPECTACULAR MARCHING JAYHAWKS BAND, THE ATMOSPHERE AT MEMORIAL STADIUM FOR EACH HOME CONTEST MAKES LAWRENCE A POPULAR LOCATION FOR COLLEGE FOOTBALL FANS. UNDER FIRST-YEAR HEAD COACH CHARLIE WEIS, THE JAYHAWKS WILL HOST SIX FUN-FILLED HOME GAMES IN 2012.







**“There is tremendous pride here. A real sense of belonging.”**

**– Lee Corso, College Gameday**





MEMORIAL STADIUM HAS BEEN THE HOME OF THE JAYHAWKS SINCE 1921. KIVISTO FIELD AT MEMORIAL STADIUM PROVIDES ONE OF COLLEGE FOOTBALL'S MOST TRADITION-FILLED AND PICTURESQUE SETTINGS.







In 2011, Kansas Athletics expanded seating in the south end zone to include the “Touchdown Club” and also upgraded the stadium’s video board to HD quality.

Prior to the 2009 season, new FieldTurf® was installed. In addition the crown in the field was removed to provide a level playing surface.







ONE OF THE TOP FOOTBALL FACILITIES IN THE NATION, THE ANDERSON FAMILY FOOTBALL COMPLEX FEATURES LARGE OFFICES AND MEETING ROOMS FOR JAYHAWK PLAYERS AND COACHING STAFF.



ANDERSON FAMILY  
FOOTBALL COMPLEX  
AT KIVISTO FIELD









KANSAS FOOTBALL HAS APPEARED IN BOWL GAMES IN FOUR OF THE LAST EIGHT SEASONS, INCLUDING THE 2008 FEDEX ORANGE BOWL. FOLLOWING THE ORANGE BOWL WIN OVER VIRGINIA TECH, THE JAYHAWKS WERE RANKED AS HIGH AS NO. 7 IN THE COUNTRY IN THE FINAL AP POLL.



**Recent Bowl Games:**

- 2008 Insight Bowl: Kansas 42, Minnesota 21
- 2008 FedEx Orange Bowl: Kansas 24, Virginia Tech 21
- 2005 Fort Worth Bowl: Kansas 41, Houston 13
- 2003 Mazda Tangerine Bowl: NC State 56, Kansas 26







KU's game against Missouri featuring the No. 2 vs. No. 3 teams in the country at the time, was the most-watched regular season football game on ABC during the 2007 season. ESPN's College Gameday was on hand for the occasion.

During the 2011 season, every Big 12 home game was broadcast by either the ESPN or FOX family of networks. ABC/ESPN will televise up to two Big 12 home games each week and all others can be seen on either Fox Sports Net, Fox College Sports or FX.

Since the start of the 2008 season, KU has appeared on ABC six times, ESPN/ESPN2 five times and Fox Sports Net 16 times.



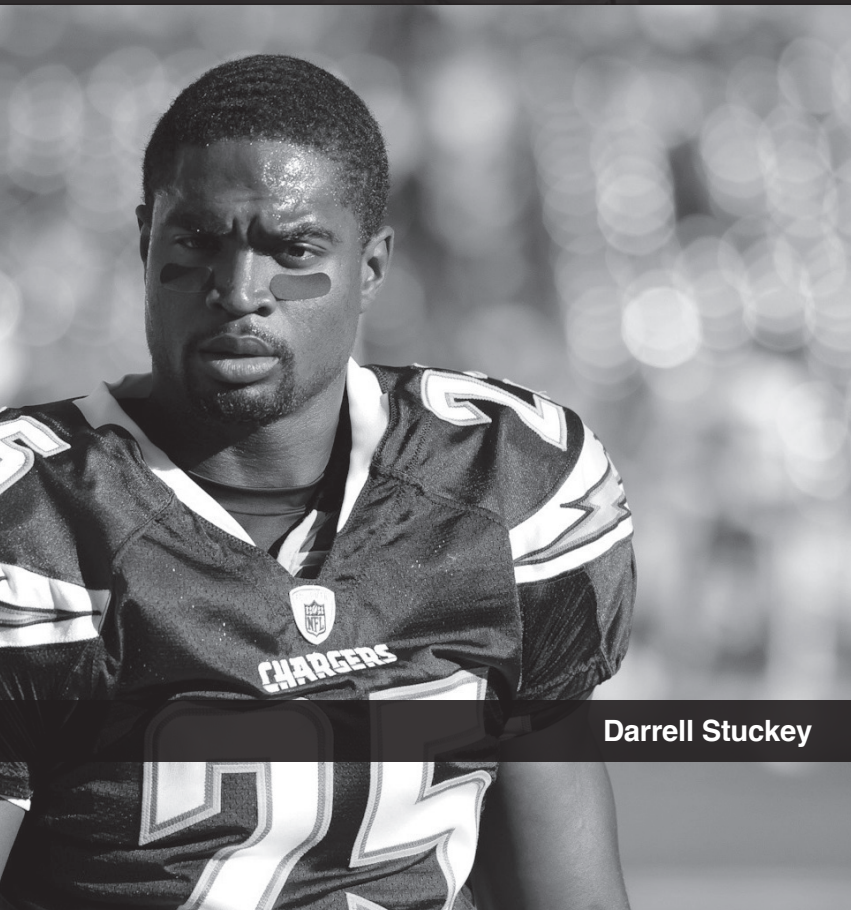




Moran Norris



Aqib Talib



Darrell Stuckey



Kerry Meier

**JAYHAWKS CURRENTLY IN NFL:**

- Tim Biere, Kansas City
- Dezmon Briscoe, Tampa Bay
- Anthony Collins, Cincinnati
- Chris Harris, Denver
- Steven Johnson, Denver
- Kerry Meier, Atlanta
- Moran Norris, Houston
- Mike Rivera, New England
- Darrell Stuckey, San Diego
- Aqib Talib, Tampa Bay




**Kansas is tied for second in the Big 12 for the most players in the NFL Hall of Fame**



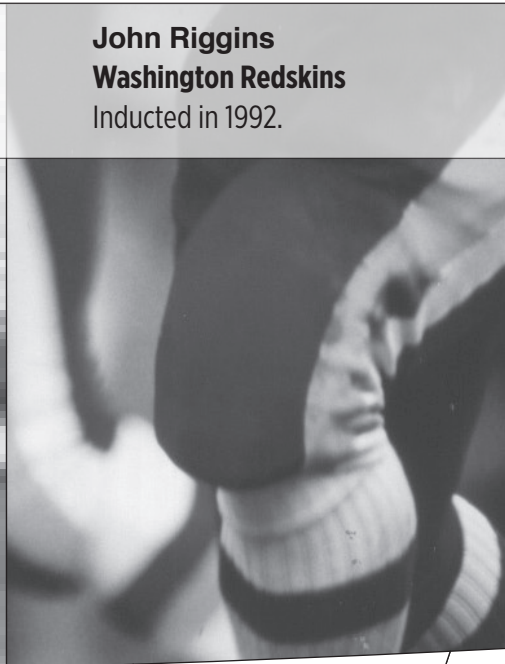


A TRIO OF FORMER KANSAS FOOTBALL STANDOUTS HAVE BEEN ENSHRINED IN THE PROFESSIONAL FOOTBALL HALL OF FAME IN CANTON, OHIO. THE THREE PLAYERS INCLUDE:


**Mike McCormack**  
**Cleveland Browns**  
Inducted in 1985.



**John Riggins**  
**Washington Redskins**  
Inducted in 1992.



**Gale Sayers**  
**Chicago Bears**  
Inducted in 1977.





### FOOTBALL HALL OF FAMERS

#### PLAYERS:

- Nolan Cromwell (QB, 1973-76)
- Bobby Douglass (QB, 1966-68)
- Ray Evans (RB, 1941-42, 46-47)
- John Hadl (RB/QB, 1959-61)
- David Jaynes (QB, 1971-73)
- Bruce Kallmeyer (K, 1980-83)
- Curtis McClinton (RB, 1959-61)
- Mike McCormack (OT, 1948-50)
- George Mrkonic (OG/T, 1950-52)
- Willie Pless (LB, 1982-85)
- Gil Reich (QB, 1952)
- John Riggins (1968-70)
- Gale Sayers (RB, 1962-64)
- Otto Schnellbacher (E, 1942, 46-47)
- Oliver Spencer (OG/T, 1950-52)
- John Zook (DE, 1966-68)

#### COACHES:

- Don Fambrough (1971-74, 79-82)
- Glen Mason (1988-96)
- Jack Mitchell (1958-66)
- Bud Moore (1975-78)
- Pepper Rodgers (1967-70)
- George Sauer (1946-47)



John Hadl



Otto Schnellbacher



Bruce Kallmeyer





**Ray Evans**



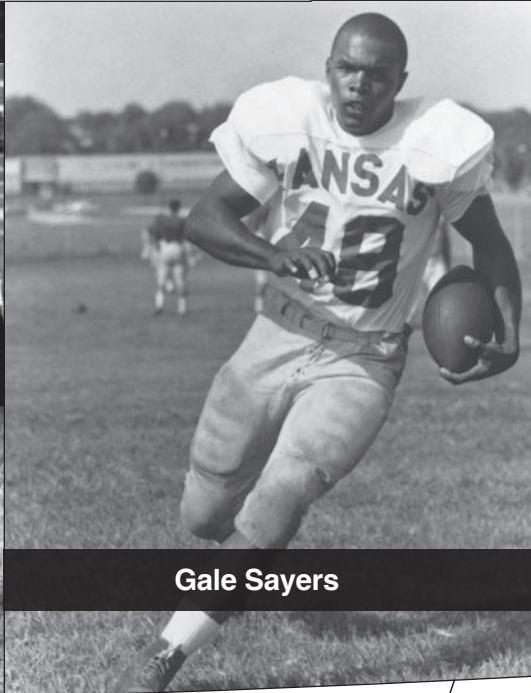
**Nolan Cromwell**



**Bobby Douglass**

THE KANSAS ATHLETICS HALL OF FAME WAS ESTABLISHED TO FORMALLY RECOGNIZE OUTSTANDING INDIVIDUALS AND TEAMS TO PRESERVE THE HERITAGE AND TRADITION OF THE UNIVERSITY'S ATHLETIC PROGRAM. THE HALL OF FAME IS MONITORED BY THE KANSAS ATHLETICS BOARD.

**Don Fambrough**



**Gale Sayers**

**RING OF HONOR**

The names of those players honored in football at the University of Kansas are displayed at the top north bowl of Memorial Stadium as a tribute to their careers. In addition, the three players who have had their jerseys retired – Ray Evans (42), John Hadl (21) and Gale Sayers (48) – are also listed with their respective numbers.

**Ring of Honor Members:** Nolan Cromwell, Bobby Douglass, Ray Evans, John Hadl, David Jaymes, Bruce Kallmeyer, Curtis McClinton, Mike McCormack, Willie Pless, Gil Reich, George Mrkonic, Gale Sayers, Otto Schnellbacher, John Riggins, John Zook, Oliver Spencer.





**KANSAS ATHLETICS IS OUTFITTED WITH ADIDAS GEAR. ALL KU FOOTBALL PLAYERS ARE ISSUED GAME AND PRACTICE WEAR.**

Kansas Athletics has an eight-year, \$26.67 million dollar agreement — one of the largest in the nation — which provides every member of the football team everything they need to compete at the highest level.








KANSAS FOOTBALL STAFF:  
**FORMULATED FOR  
SUCCESS**

**Charlie Weis**  
Head Coach/Offensive Coordinator



**Jeff Blasko**  
Assistant Special Team Coordinator/Tight Ends

**Clint Bowen**  
Special Teams Coordinator/Defensive Backs

**Dave Campo**  
Defensive Coordinator/Defensive Backs



**DeMontie Cross**  
Linebackers

**Tim Grunhard**  
Offensive Line

**Rob Ianello**  
Recruiting Coordinator/Wide Receivers





**Reggie Mitchell**  
Running Backs



**Ron Powlus**  
Quarterbacks



**Buddy Wyatt**  
Defensive Line





**Scott Holsopple**  
Director of Strength & Conditioning


Spent five seasons at Florida working under the highly-regarded Mickey Marotti and helped lead the Gators to the 2008 National Championship and a 4-1 bowl record during his time at UF.

Helped mentor 18 athletes at Florida who went on to the NFL ranks, including six First Round draft picks.



**Josh Eidson**  
Assistant Director of Strength & Conditioning

Came to Kansas after working on the staff at Indiana and Penn State.



**Justin Springer**  
Assistant Director of Strength & Conditioning

First season as a full time assistant strength and conditioning coach. Was a four-year letterwinner at LB for KU (2007-10), earning honorable mention All-Big 12 honors in 2010.







The Anderson Football Strength and Conditioning Complex is one of the most complete strength training facilities in the nation and is the training facility for the football. The Anderson Football Strength and Conditioning Complex was completed in the summer of 2008 and has over 12,000 square feet of training area, including a 25 yard turf area, 25 yard incline turf running hill and comprises more than 40,000 pounds of free weights and equipment. The complex is also outfitted with a multi-zone stereo system, touch screen controls, and 4 plasma TV's for multimedia presentations.

The strength complex is featured with a 25 yard turf area and 25 yard indoor turf running hill. The turf area also has state-of-the-art, high speed video capabilities along the entire turf to capture speed performance and to analyze biomechanics.

The weight room area includes 12 Power Lift Racks, and an assortment of Pendulum, Powerlift, and Hammer Strength weightlifting equipment. The dumbbell area features 10 benches, custom made Iron Grip dumbbells ranging from 10-150lbs. Woodway treadmills, Stairmasters, Life Fitness ellipticals, Cybex stationary bikes and Schwinn Airdynes bikes provide an array of cardio options in the facility. Various sizes of medicine balls, physioballs, plyo boxes, and assorted speed and agility equipment provide a multitude of options for the football team.





**Murphy Grant**  
Director of Sports Medicine

Grant developed an aquatic rehabilitation and sports performance program that has been used by Tiger Woods, Major League Baseball and the United States Navy SEALs.



**Matt Herrill**  
Assistant Athletic Trainer

Came to Kansas from Oklahoma State where he served the past three seasons as the athletic trainer for the nationally-ranked OSU wrestling team.




**Matt Kuehl**  
Assistant Athletic Trainer

Kuehl worked with the 2009 AFC East Champion New England Patriots prior to coming to KU.



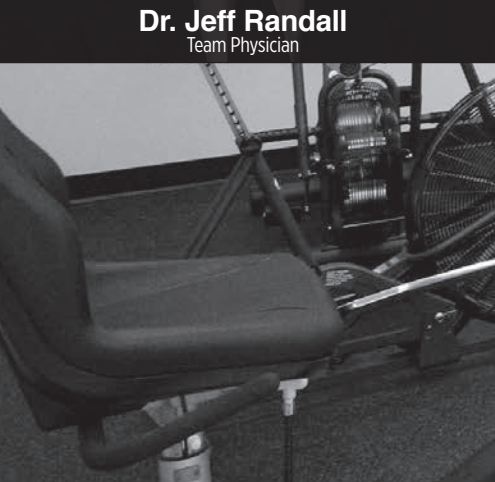





**Dr. Jeff Randall**  
Team Physician



**Dr. Larry Magee**  
Team Physician







**Paul Buskirk**  
Associate Athletics Director



**Ted Crane**  
Associate Director, Academic & Career Counseling



**Shanda Hayden**  
Associate Director, Academic & Career Counseling



### STRATEGIC AND INSTRUCTIONAL TUTORING PROGRAMS

- STP schedules more than 900 hours of tutoring each week for more than 250 student-athletes.
- STP has 75 tutors who work with all student-athletes who request tutoring assistance.
- Tutoring is available to any student-athlete, regardless of scholarship status or sport.
- Many of the tutors working within STP are instructors or teaching assistants at KU. Some are undergraduate students who have excelled in their respective subject areas.
- Research studies have found the Strategic Tutoring Program to be an effective program for under-prepared student-athletes and highly skilled students alike.
- Student-athletes report a high level of satisfaction with the STP.
- Both programs offer individualized tutoring as well as small study groups.





**LAST SEASON, KANSAS FOOTBALL PLACED 8 STUDENT-ATHLETES ON THE ACADEMIC ALL-BIG 12 TEAMS AND HAD 40 PLAYERS RECOGNIZED ON THE ATHLETIC DIRECTOR'S HONOR ROLL.**



**2010-11 ATHLETIC DEPARTMENT  
ACADEMIC HIGHLIGHTS**

- Eleven Jayhawks earned the Big 12's inaugural Dr. Gerald Lage Award, the conference's highest academic honor.
- A total of 131 KU student-athletes earned Academic All-Big 12 honors.
- During the Spring 2011 semester, 261 student-athletes post a GPA of 3.0 or higher to be named to the Athletic Director's Honor Roll.
- Five Jayhawks were named Academic All-Americans.





THE UNIVERSITY OF KANSAS IS A MAJOR PUBLIC RESEARCH AND TEACHING INSTITUTION WITH LOFTY GOALS AND A GLOBAL OUTLOOK. THE HISTORIC BUILDINGS AND TREE-COVERED CAMPUS, ALONG WITH TOP-RANKED ACADEMIC PROGRAMS AND GROWING RESEARCH ENDEAVORS, PROVIDE AN ENVIRONMENT THAT INSPIRES AND CHALLENGES STUDENTS AND FACULTY. STUDENTS FIND A HOME THAT IS WIRELESS YET HISTORIC, ON THE EDGE OF BOTH PRAIRIE AND A METROPOLIS WITH A MYRIAD OF OPPORTUNITIES AND ACTIVITIES.








# KU<sup>®</sup>

THE UNIVERSITY OF  
KANSAS

- KU has more than 40 nationally-ranked academic programs, 28 of which are ranked among the nation's top 30 public schools. Two are number one in the nation: special education and city management/urban policy. Among the top 10 rankings are the school of education and programs in community health, occupational therapy, nursing and petroleum engineering.
- KU offers nearly 200 fields of study in 13 different schools – from architecture, music and engineering to medicine, social welfare and law.
- KU has an enrollment of 29,462 students, including 19,852 undergraduates on the Lawrence campus. KU attracts more than 1,500 international students from more than 110 countries. The average ACT score of 24.8 exceeds the national average.
- KU's popular Four-Year Tuition Compact freezes tuition rates for four years for first-time freshmen. The Jayhawk Generations Scholarship offers a 12 to 20 percent discount on out-of-state tuition for qualifying children of KU alumni who live outside Kansas.
- KU ranks seventh in nation among "most popular" public universities, per US News' Student Choice Awards.
- Counselors from US News' "best high schools" rank KU 12th in nation, based on a survey of academic reputation.
- The KU School of Journalism won the Intercollegiate Writing Competition in 2007, 2008 and 2009.
- The KU Debate team won the national championship in 2009, its fifth national title.
- KU's School of Pharmacy ranks third in the nation for NIH research funding and fifth in nation in exam pass rates.
- KU's Confucius Institute is ranked among the top four in nation, top 20 in world.
- KU ranked ninth in the world in the rate of new patents issued.
- KU's law school ranks 10th in nation for hands-on educational opportunities.
- When Forbes Magazine named the 100 most powerful women in the world, two KU graduates were in the top five.
- KU has produced 25 Rhodes Scholars, more than all other Kansas universities combined.





**KU'S MAIN CAMPUS, CONSIDERED ONE OF THE MOST BEAUTIFUL IN THE NATION, OCCUPIES 1,000 ACRES ON AND AROUND MOUNT OREAD IN LAWRENCE, A THRIVING CITY OF 91,000 IN THE FORESTED HILLS OF EASTERN KANSAS.**











### CAMPANILE HILL

Campanile Hill forms the picturesque backdrop for Memorial Stadium. On a sunny fall Saturday, the “Hill” is transformed into a congregating place for watching Jayhawk football, sunning and barbecuing. Potter Lake, just to the southeast of Memorial Stadium and at the bottom of Campanile Hill, adds to the beauty of the Kansas campus.

### THE ROCK CHALK CHANT

The Rock Chalk Chant has been the battle cry of KU fans for more than 80 years. This strange, traditional chant, which is among the most famous of all college cheers, was started by E.H.S. Bailey, a professor of chemistry. Bailey wanted a cheer for his Science Club. Returning from a convention in Wichita, Bailey and some associates patterned a yell after the rhythmic cadence of their train rolling along the tracks. On May 21, 1886, Bailey submitted the cheer to his club. Even though there was no football team at KU until 1890, the Rock Chalk Chant tradition steadily grew.

Before the University adopted the cheer in 1897, it consisted of “Rah, Rah, Jayhawk, KU” being repeated three times. An English professor soon suggested that “Rock Chalk” be substituted for “Rah, Rah” because it rhymed with Jayhawk. “Rock Chalk” was also symbolic of the chalky limestone formations found on Mount Oread. Professor Bailey would be amazed to hear 50,000 Jayhawk football fans shouting the cheer he gave his Science Club in 1886; a cheer that Teddy Roosevelt said was the best he had ever heard.


### WAVING THE WHEAT

Since the early days of KU football, it has been a ritual of Jayhawk fans to “wave the wheat” following every Kansas scoring drive. The ritual consists of fans waving their arms in the air, an activity which, when done by a large Memorial Stadium crowd, resembles a breezy Kansas wheat field.

### WHAT’S A JAYHAWK?

The University of Kansas is home of the Jayhawk, a mythical bird with a fascinating history. Its origin is rooted in the historic struggles of Kansas settlers. The term “Jayhawk” was probably coined about 1848. Accounts of its use appeared from Illinois to Texas.

The name combines two birds - the blue jay, a noisy, quarrelsome thing known to rob other nests, and the sparrow hawk, a stealthy hunter. The message here: Don’t turn your back on this bird.







## THE NICKNAME

During the Civil War a regiment raised by Kansas Governor Charles Robinson called itself the “Independent Mounted Jayhawks” (later officially the First Kansas Cavalry and then the Seventh Kansas Regiment). By the end of the Civil War the word Jayhawk was associated with the spirit of camaraderie and the courageous fighting qualities that characterized efforts to keep Kansas a free state.

By 1886, the University of Kansas had adopted the mythical bird as part of the KU yell. When the university’s football team first took the field in 1890, it seemed only natural that they should be called Jayhawkers. Few colleges and universities have such a meaningful symbol, one so deeply associated with the struggles of the people who founded them.

## THE FIGHT SONG

George “Dumpy” Bowles, a student with the class of 1912, longed to make a great contribution to KU spirit, but wasn’t athletic enough to do historic deeds on the athletic field. He turned to music and produced some outstanding student musical shows.

A song in one of these shows was “I’m a Jayhawk.” Written in 1912, it was dormant until 1920 when a growth in school spirit brought out “I’m a Jayhawk” once more. The song contributed to the raising of funds to build both the stadium and union as World War I memorials. The 1926 glee club made it known nationally.

## THE SCHOOL COLORS

The University of Kansas colors, crimson and blue, used since the early 1890s, are not the colors originally adopted by the university Board of Regents in the 1860s. The Regents had decided to adopt the Michigan colors, maize and sky blue.

Maize and blue were used at early oratorical meets, and they may have been used when Kansas competed in rowing in the middle 1880s. However, when football came upon the scene in 1890, the student backers wanted to use Harvard crimson as the athletic color in honor of Col. John J. McCook, a Harvard man, who had given money for an athletic field at KU. That field ran east and west in the proximity of where the north bowl of Memorial Stadium stands on the KU campus today.

Until that time, Kansas football games were played at Central Park on Massachusetts Street in downtown Lawrence. Some Yale men were on the faculty, and they demanded Yale blue be included. The rooters rallied forth to allow crimson and blue on their team. No one fought to retain the original colors, and the vivid deeper tone crimson and blue became generally used. Finally, in May 1896, the KU Athletic Board adopted crimson and blue as the official team colors for the university.

## THE ALMA MATER

In 1891, professor George Barlow Penny searched for a school song for the Glee and Mandolin Club to sing on its tour through Kansas to Denver and back. No one responded with an original song in answer to his appeals. Just before departure, he thought of the Cornell song “Far Above Cayuga’s Waters.” Hastily changing a few words, he gave it to the glee club men to sing on the trip. He did not expect the song to be used after their return, but “Crimson and the Blue” still goes on. The music is not Cornell’s but an old English folk tune, “Annie Lisle.”






**KANSAS ATHLETICS HAS BEEN COMMITTED TO IMPROVING ITS ATHLETIC FACILITIES OVER THE LAST DECADE. NEARLY EVERY ATHLETIC PROGRAM ON CAMPUS HAS SEEN ITS FACILITIES UPGRADED IN SOME WAY.**

The latest in the long series of projects includes an overhaul of the Anschutz Pavilion, which is used by KU's football, track, soccer, baseball and softball programs. The Pavilion recently underwent an extensive renovation that includes new practice and competition surfaces for the Ray Evans Field and the Bill Easton Track, a new scoreboard and sound system and a fresh coat of paint. The project is expected to be completed in September, 2011.

Other recent improvements include the Allen Fieldhouse renovation, which gave both the men's and women's basketball programs a practice court and a donor's area adjacent to the main playing floor; the installation of AstroTurf 3D at baseball's Hoglund Ballpark and the addition of the Anderson Football Complex next to Memorial Stadium.

Kansas student-athletes enjoy first-class facilities in all sports. Recently completed projects include the Rowing Boathouse, Field Renovation at Hoglund Ballpark and the Golf Hitting Facility at Alvarar. With many other developments in the works, it's an exciting time to be a Jayhawk!



**Football Practice Fields**



**Allen Fieldhouse**



**Jayhawk Soccer Complex**





Anderson Strength Center



Rowing Boat House



Jayhawk Tennis Center



Hoglund Field



Arrocha Ballpark




Horejsi Family Athletics Center



Rim Rock Farm



Golf Hitting Facility



Robinson Natatorium





KU STUDENT-ATHLETES OFTEN EAT AT THE BURGE UNION, LOCATED ADJACENT TO ALLEN FIELDHOUSE, WAGNON STUDENT CENTER AND JAYHAWK TOWERS.







**FOOTBALL PLAYERS LIVE IN FULLY FURNISHED JAYHAWK TOWERS APARTMENTS, CONVENIENTLY LOCATED NEAR ALLEN FIELDHOUSE. THE TOWERS COME WITH KING SIZE BEDS AND SEPARATE LIVING QUARTERS.**





### City of Lawrence

- Population: 81,604
- Conveniently located on I-70 between Kansas City and Topeka (state capital). Kansas Highway 10 connects Lawrence to the south Kansas City metroplex. Highway 59 serves as the city's north and south access, and Highway 40 runs parallel to Interstate 70 east and west.
- Lawrence was founded in 1854 by the New England Emigrant Aid Society in an effort to keep the territory free from slavery. It is said that it is one of the few cities in the United States founded strictly for political reasons.
- USA Today ranked Lawrence as one of the least segregated communities in the country.
- Lawrence boasts the most vibrant downtown shopping district in Kansas. Many have called Massachusetts Street one of the most beautiful main streets in America.
- Lawrence is a city literally bustling with activity. You'll find a wide array of exciting cultural, educational and entertainment opportunities everywhere you look.







- Downtown Lawrence radiates with a cool mix of shopping, nightlife and history.
- Lawrence festivals provide a wealth of musical offerings. Music is a staple in the Lawrence community. The sounds of local talent can be heard echoing through the city's streets both day and night.
- In 2005, The League of American Cyclists ranked Lawrence as one of the country's most bike-friendly towns.
- The Lied Center of Kansas, the University of Kansas' multimillion-dollar performing arts center, was ranked by International Arts Manager magazine as one of the "Top U.S. University Presenters."
- Golf Digest consistently lists Lawrence's Alvarado golf course among the 100 best public golf courses in the nation.
- Forbes Magazine ranked Lawrence as the sixth-best smaller metro area to start a business or a career in 2004.







- **PROFESSIONAL TEAMS:** The Royals (MLB), Chiefs (NFL) and Sporting KC (MLS) all call Kansas City home.
- **SPRINT CENTER** plays host to more than 100 events a year, including marquee concerts, sporting events and family shows.
- **THE COLLEGE BASKETBALL EXPERIENCE**, connected to the Sprint Center, contains interactive basketball exhibits and houses the National Collegiate Basketball Hall of Fame.
- **THE AMERICAN JAZZ MUSEUM** highlights Kansas City's unique contributions to the American medium and tell the stories of jazz legends Louis Armstrong, Duke Ellington, Ella Fitzgerald and Charlie Parker.
- **CITY MARKET** contains more than 30 permanent merchants open year round. The Market's Concert Series entertains up to 10,000 visitors with headlining musical acts.
- **THE COUNTRY CLUB PLAZA** boasts a list of more than 150 shopping and restaurant destinations.
- **KANSAS CITY ZOO** was named one of "America's Best Zoos" in 2008 by a book of the same name.
- **KANSAS SPEEDWAY** hosts three NASCAR events annually – the Craftsman Truck Series in April, plus the Busch and Sprint Cup Series in October. The speedway is also home to the ARCA RE/MAX Series and the IRL IndyCar Series.
- **WORLDS OF FUN** features more than 140 rides, shows and attractions. Located just west of the park is the Oceans of Fun waterpark.
- **THE LEGENDS AT VILLAGE WEST** is an open-air shopping district with an impressive list of almost 100 shops and restaurants and a state-of-the-art, 14-screen movie complex.
- **NELSON-ATKINS MUSEUM OF ART** has been internationally recognized for its outstanding collection of more than 33500 objects and pieces of art.







MEET THE JAYHAWKS

[KUATHLETICS.COM](http://KUATHLETICS.COM)





66

OFFENSIVE LINEMAN  
6-3 | 277 | RS-FR.  
OVERLAND PARK, KAN.  
(BLUE VALLEY WEST HS)

## DYLAN ADMIRE

**Career Honors:**

2012: Earned spot on team's Dean's List and the Athletic Director's Honor Roll with a 4.0 GPA.

**2011 (RS):**

Redshirted during his first year at KU.

**High School:**

Graduated high school early and enrolled at KU in the spring of 2011... Ranked as the sixth-best player in the state of Kansas, as well as the 30th-best guard in the nation by *Rivals.com*... Named first-team 6A all-state by the *Wichita Eagle* and *Topeka Capital Journal*... Was a first-team all-Eastern Kansas League pick as both a senior and a junior... Was honorable mention all-metro by the *Kansas City Star*... Selected to play in the All-American Gridiron Game as well as the Kansas Shrine Bowl all-star game... Recorded 67 pancake blocks as a senior.

**Personal:**

Born in Overland Park, Kan... Son of Dan and Sheila Admire... Has one sister.



96

DEFENSIVE LINEMAN  
6-2 | 280 | JR.  
KATY, TEXAS  
(JAMES TAYLOR HS)

## KEBA AGOSTINHO

**2011 (So.):**

Started all 12 games... Made first career start against McNeese State... Recorded career highs in tackles (six) and solo tackles (three) against Northern Illinois... Made three of his six tackles in the first quarter... Recorded first career sack against Texas Tech... Made a pair of solo stops against Kansas State... Tallied three tackles at Texas... Tallied four tackles and forced a fumble at Iowa State... Recorded a quarterback hurry against Texas A&M... Compiled five total stops (two solo) in team's final game against Missouri.

**2010 (Fr.):**

Played in all 12 games as a reserve defensive end... Was credited with seven tackles... Best game was two-tackle performance against Georgia Tech... Had one tackle in five other games.

**High School:**

Was a unanimous all-district defensive end selection... Selected to play in the Space City Classic all-star game in Houston... Was a three-year starter playing defensive tackle and defensive end during his prep career... Registered 78 tackles with 14 tackles for loss, including eight sacks... Also forced five fumbles his senior year.

**Personal:**

Born in Luanda, Angola... Son of Kadima Agostinho and Tambua Beya... Has two brothers and one sister... Plans to become an engineer.

Defense	G-S	UT	AT	Tot	TFL	Sacks	FF	FR-Yards	INT	PBU	Blks	QBH
2010	12-0	2	5	7	0	0	0	0-0	0-0	0	0	0
2011	11-11	16	15	31	1.0-7	1.0-7	1	0-0	0-0	0	0	1
Total	23-11	18	20	38	1.0-7	1.0-7	1	0-0	0-0	0	0	1

**Agostinho's Career Highs**

TACKLES: 6, vs. Northern Illinois (2011)

SACKS: 1.0, vs. Texas Tech (2011)

FORCED FUMBLES: 1, at Iowa State (2011)

QB HURRIES: 1, at Texas A&M (2011)



KEBA AGOSTINHO





**62**  
**DEFENSIVE LINEMAN**  
 6-3 | 250 | SO.  
 TOPEKA, KAN.  
 (TOPEKA HS)

## DYLAN AVERY

**Career Honors:**

2012: Earned spot on team's and Athletic Director's Honor Rolls.

**2011 (Fr.):**

Did not see any game action.

**2010 (RS):**

Redshirted his first season at Kansas.

**High School:**

Lettered three times in football at Topeka High School... Head Coach was Walt Alexander ... Named all-city honorable mention ... A three-year starter at tight end and defensive end ... Also lettered one year in basketball ... Basketball team was the 2009 Centennial League champion and a sub-state runner-up.

**Personal:**

Born in Topeka, Kan... Son of Brad and Sharon Avery... Has one brother and one sister... A political science major... Has plans to attend law school.



**17**  
**LINEBACKER**  
 5-10 | 205 | SR.  
 WOODBRIDGE, VA.  
 (FOREST PARK HS/HIGHLAND CC)

## TUNDE BAKARE

**2011 (Jr.):**

Played in all 12 games, making six starts... Made first start as a Jayhawk against McNeese State... Recorded seven tackles, including three solo tackles, in season opener... Tallied nine tackles against Northern Illinois... Had eight stops against Texas Tech... Recorded five solo tackles at Oklahoma State... Notched eight tackles against Kansas State, including his first tackle behind the line of scrimmage... Upped his season-high tackle total to 11 at Texas, including three solo stops... Made a pair of assisted tackles at Texas A&M... Recorded a solo tackle versus Missouri at Arrowhead Stadium in team's final game of 2011 season.

**2009-10 (Fr. and So. at Highland CC):**

Earned all-Jayhawk Conference second-team honors as a sophomore in junior college... Recorded 66 tackles with 6.5 for loss, including 1.5 sacks... Also forced five fumbles and recovered one on the season... As a freshman he registered 80 tackles with 6.5 for loss in nine games... Played linebacker and safety.

**High School:**

As a senior at Forest Park High School he was a second-team all-Cardinal District selection after recording 30.5 tackles with eight tackles for loss in eight games... Offensively he scored six touchdowns... Was a first-team all-district selection as a junior... Also played running back and wide receiver... Was an all-district track performer in the 100 and 200-meter dash.

**Personal:**

Born in Woodbridge, Va... Son of Mohammed and Marie Bakare... Has two brothers and one sister... Undecided on major... Would like to run a company in the future.

Defense	G-S	UT	AT	Tot	TFL	Sacks	FF	FR-Yards	INT	PBU	Blks	QBH
2010	12-6	24	27	51	1.0-1	0	0	0-0	0-0	1	0	1
Total	12-6	24	27	51	1.0-1	0	0	0-0	0-0	1	0	1

**Bakare's Kansas Career Highs**

TACKLES: 11, at Texas (2011)  
 TACKLES FOR A LOSS: 1.0, vs. Kansas State (2011)  
 QB HURIES: 1, vs. McNeese State (2011)  
 PASS BREAKUP: 1, vs. Texas Tech (2011)



TUNDE BAKARE





20

WIDE RECEIVER  
5-9 | 185 | SR.  
DENTON, TEXAS  
(RYAN HS)

# D.J. BESHEARS

### Career Honors:

2011: AP All-Big 12 Honorable Mention as a kick returner... Named *Phil Steele Magazine* Midseason All-Big 12 Third Team as a kick returner. 2010: All-Big 12 Kick Returner, *Phil Steele Magazine* All-Big 12 Third Team, Big 12 Special Teams Player of the Week vs. New Mexico State, KU Special Teams Player of the Week vs. New Mexico State and North Dakota State.

### 2011 (Jr.):

Led Big 12 in kick return yards (1,014) and was third in all-purpose yards (1,587)... Ranked 11th in the country in kick return yards and was 38th in all-purpose yards... Played in all 12 games, making six starts at wide receiver... Accounted for 285 all-purpose yards, including a six-yard catch for the game-winning touchdown, against Northern Illinois... Recorded a career-high 197 yards in kick returns, including a pair of 51-yard run backs... His 197 return yards were the second-highest single game total by a Jayhawk... Caught seven passes for 70 yards and two touchdowns against the Huskies... Named KU Special Teams Player of the Week (vs. NIU)... Recorded 200 all-purpose yards against Texas Tech... Had a career-high 76 yards on three catches, including a 54-yard snatch... Tallied five catches for 65 yards at Georgia Tech... Added 104 yards on six kick returns against the Yellow Jackets... Had 155 yards on kick returns against Oklahoma... Accounted for 105 all-purpose yards with 28 yards rushing, 45 receiving and 20 in kick returns at Iowa State... Had first rushing touchdown of the season against ISU... Matched career high with seven catches against Baylor... His 1,014 kickoff return yards were the most by a Jayhawk in a single-season... He ranks second at KU in career kickoff return yards (1,936).

### 2010 (So.):

Named All-Big 12 Honorable Mention as a kickoff return man... Was a *Phil Steele Magazine* All-Big 12 third-team kickoff return specialist... Earned Big 12 Special Teams Player of the Week honors vs. New Mexico State after returning a kickoff 96 yards for a touchdown... Named KU Offensive Player of the Week vs. New Mexico State and KU Special Teams Player of the Week vs. North Dakota State... Played in 11 of 12 games... Saw action as a wide receiver, running back (three starts) and kickoff return man... Was third on the team in rushing with 213 yards and two touchdowns on 55 carries... Caught 10 passes for 69 yards and one touchdown... Set school season records with 36 kickoff returns for 922 yards... His 25.6 return average ranked 40th in the NCAA... His 922 return yards were good enough to rank fourth on the KU career charts.

### 2009 (Fr.):

Made his collegiate debut at Colorado in the sixth game of the year... Started three straight games - against Oklahoma, Texas Tech and Kansas State - but did not see action in the final three games of the year... Made five tackles in his debut at Colorado... Followed that up with a season-best seven tackles in his first start against Oklahoma... Added four tackles at Texas Tech... Finished the year with 17 tackles in four games.

### High School:

A four-year letterwinner... Played wide receiver... An all-state and all-district selection... As a senior he had 88 receptions for 1,450 yards and 24 touchdowns... Established a school record for season receiving yards as a senior... Set a school single-game record with 14 catches... Recorded 59 catches for 893 yards and 13 touchdowns as a junior... Team was 9-4 and advanced to the region semifinals his senior year.

### Personal:

Son of Danny Beshears and April Tesse... Father played football at Sonoma State... Has three brothers and two sisters... Undecided on his major.

### Beshears' Career Stats

Rushing	G-S	Att.	Yards	TD	Avg.	Long
2009	4-3	0	0	0	0.0	0
2010	11-2	55	213	2	3.9	14
2011	12-6	9	64	1	7.1	22
<b>Total</b>	<b>27-11</b>	<b>64</b>	<b>277</b>	<b>3</b>	<b>4.3</b>	<b>22</b>

Receiving	G-S	Rec.	Yards	TD	Avg.	Long
2009	4-3	0	0	0	0	0
2010	11-2	10	69	1	6.9	19
2011	12-6	40	437	3	10.9	54
<b>Total</b>	<b>27-11</b>	<b>50</b>	<b>506</b>	<b>4</b>	<b>10.1</b>	<b>54</b>

Kick Returns	No.	Yards	Avg.	TD	Long
2010	36	922	25.6	1	96
2011	49	1014	20.7	0	51
<b>Total</b>	<b>85</b>	<b>1936</b>	<b>22.8</b>	<b>1</b>	<b>96</b>

Punt Returns	No.	Yards	Avg.	TD	Long
2010	1	6	6.0	0	6
2011	10	72	7.2	0	30
<b>Total</b>	<b>11</b>	<b>78</b>	<b>7.1</b>	<b>0</b>	<b>30</b>

### Beshears' Career Highs

- RUSHING ATTEMPTS: 12 (2x), MR: vs. Texas A&M (2010)
- RUSHING YARDS: 64, vs. Texas A&M (2010)
- LONGEST RUSH: 22, at Iowa State (2011)
- RUSHING TDs: 2, vs. New Mexico State (2010)
- RECEPTIONS: 7 (2x), MR: vs. Baylor (2011)
- RECEIVING YARDS: 76, vs. Texas Tech (2011)
- LONGEST RECEPTION: 54, vs. Texas Tech (2011)
- RECEIVING TDs: 2, vs. Northern Illinois (2011)
- ALL-PURPOSE YARDS: 285, vs. Northern Illinois (2011)
- KICK RETURNS: 7 (2x), MR: vs. Oklahoma (2011)
- KICK RETURN YARDS: 197, vs. Northern Illinois (2011)
- LONGEST KICK RETURN: 96\*, vs. New Mexico State (2010)
- PUNT RETURNS: 3, vs. Texas Tech (2011)
- PUNT RETURN YARDS: 46, vs. Baylor (2011)
- LONGEST PUNT RETURN: 30, vs. Baylor (2011)

\* - Returned for a touchdown



D.J. BESHEARS





25

HALFBACK/FULLBACK  
6-1 1/2 | 218 | SO.  
POTOSI, MO.  
(POTOSI HS)

## BRANDON BOURBON

**2011 (Fr.):**

Played in eight games at running back and as a kick returner... Recorded first 100-yard game against Texas Tech... Carried the ball 10 times for 101 yards, including a 51-yard score... Became the first Jayhawk other than James Sims to run for 100 yards since Toben Oporum in 2009... Rushed for 37 yards on seven carries against Northern Illinois... Saw first action against McNeese State, gaining 19 yards on three carries... Returned four kicks totaling 72 yards at Georgia Tech... Had a 31-yard kickoff return at Oklahoma State... Recorded 79 yards in kickoff returns against Kansas State, including a season-long of 36 yards... Made a season-long reception of 20 yards at Texas... Rushed for 25 yards on two carries at Iowa State.

**2010 (RS):**

Redshirted his first year at Kansas.

**High School:**

A two-time all-state selection in Class 3 in Missouri... Named the Missouri 3A Player of the Year as a senior... Led team to an 11-1 record during his senior year... Rushed for a school record 2,531 yards and 34 touchdowns on 196 carries... Set the school career rushing record with 5,551 yards... Set the school's single-game rushing mark with 451 yards, which unofficially ranks as the fifth-best in Missouri history... As a junior he rushed for a then school-record of 2,420 yards on 248 carries... Also caught nine passes for 134 yards... Ran for 600 yards on 98 carries as a sophomore... Caught a 98-yard touchdown pass for a school record... Also competed in track and set the school record in the 100 meters (10.4).

**Personal:**

Born in Potosi, Mo... Son of Roger and Janet Bourbon... Has one brother and one sister... Plans to major in psychology or sociology.

**Bourbon's Career Stats**

Rushing	G-S	Att.	Yards	TD	Avg.	Long
2011	8-0	28	190	1	6.8	51
<b>Total</b>	<b>8-0</b>	<b>28</b>	<b>190</b>	<b>1</b>	<b>6.8</b>	<b>51</b>

Receiving	G-S	Rec.	Yards	TD	Avg.	Long
2011	8-0	3	23	0	7.7	20
<b>Total</b>	<b>8-0</b>	<b>3</b>	<b>23</b>	<b>0</b>	<b>7.7</b>	<b>20</b>

Kick Returns	No.	Yards	Avg.	TD	Long
2011	14	273	19.5	0	36
<b>Total</b>	<b>14</b>	<b>273</b>	<b>19.5</b>	<b>0</b>	<b>36</b>

**Bourbon's Career Highs**

RUSHING ATTEMPTS: 10, vs. Texas Tech (2011)  
RUSHING YARDS: 101, vs. Texas Tech (2011)  
LONGEST RUSH: 51, vs. Texas Tech (2011)  
TOUCHDOWNS: 1, vs. Texas Tech (2011)  
100-YARD RUSHING GAMES: 1, MR: 101, vs. Texas Tech (2011)  
KICKOFF RETURNS: 4 (2x), MR: vs. Kansas State (2011)  
KICKOFF RETURN YARDS: 79, vs. Kansas State (2011)  
LONGEST KICKOFF RETURN: 36, vs. Kansas State (2011)



5

CORNERBACK  
5-10 1/2 | 185 | SR.  
CEDAR HILL, TEXAS  
(CEDAR HILL HS)

## GREG BROWN

**Career Honors:**

2010: KU Special Teams Player of the Week vs. New Mexico State. 2008: KU Defensive Scout Player of the Week vs. Nebraska.

**2011 (Jr.):**

Played in all 12 games, making 11 starts at cornerback, giving him 16 for his career... Made seven tackles, including a pair of solo stops, against McNeese State... Recorded six tackles and a pass breakup against Texas Tech... Had five stops at Georgia Tech, including three solo tackles... Tacked on three stops and a pass breakup against Oklahoma... Secured first interception of the season at Texas and added three tackles... Made a season-best eight tackles at Iowa State along with a TFL and a forced fumble... Closed out the 2011 season with three tackles (two solo) against Missouri, to go along with his second interception of the season, which he returned 20 yards.

**2010 (So.):**

Played in all 12 games and became the starter at cornerback for each of the last five games of the season... Recorded 46 tackles on the season... Was third on the team with five passes broken up... Had an interception in season finale against Missouri... Forced a fumble at Iowa State... Registered a career-high 10 tackles at Nebraska... Made at least five tackles in each of his five starts and averaged 7.0 tackles in those final five games... Broke up three passes against Oklahoma State.

**2009 (Fr.):** Saw action in every game... Made three tackles against Duke... Also had one tackle versus Northern Colorado and at UTEP.

**2008 (RS):**

Tabbed KU Defensive Scout Player of the Week vs. Nebraska... Played in five games, making two tackles... Given a medical hardship.

**High School:**

Was an all-district first-team and all-area cornerback as a senior... A Rivals.com Texas top 100 player... Recorded 35 tackles, three interceptions and 19 passes broken up as a senior... As a junior he had 28 tackles, two interceptions and four passes broken up... Team won the 2006 state championship... Also competed in track.

**Personal:**

Born in Cedar Hill, Texas... Major is psychology... Son of Harold and Delores Brown... Has one brother and one sister.

**Brown's Career Stats**

Defense	G-S	UT	AT	Tot	TFL	Sacks	FF	FR-Yards	INT	PBU	Blks	QBH
2008	5-0	1	1	2	0-0	0-0	0	0-0	0-0	0	0	0
2009	9-0	1	4	5	0-0	0-0	0	0-0	0-0	0	0	0
2010	12-5	33	13	46	0-0	0-0	1	0-0	1-0	5	0	0
2011	12-11	23	20	43	1.5-5	0-0	1	0-0	2-20	3	0	0
<b>Total</b>	<b>38-16</b>	<b>58</b>	<b>38</b>	<b>96</b>	<b>1.5-5</b>	<b>0-0</b>	<b>2</b>	<b>0-0</b>	<b>3-20</b>	<b>8</b>	<b>0</b>	<b>0</b>

**Brown's Career Highs**

TACKLES: 10, at Nebraska (2010)  
TACKLES FOR A LOSS: 1.0, at Iowa State (2011)  
INTERCEPTIONS: 1 (2x), MR: at Texas (2011)  
PASS BREAKUPS: 3, vs. Oklahoma State (2010)  
FORCED FUMBLES: 1 (2x), MR: at Iowa State (2011)





37

HALFBACK  
5-9 | 190 | SR.  
COLORADO SPRINGS, COLO.  
(AIR ACADEMY HS)

## RYAN BURTON

**Career Honors:**

2012: Named to the team's Dean's List and the Athletic Director's Honor Roll during spring semester. 2010: KU Compete Team Player of the Week vs. Texas A&M, KU Special Teams Player of the Week vs. NDSU. 2009: KU Offensive Scout Team Player of the Week vs. Missouri.

**2011 (So.):**

Did not see any action.

**2010 (Fr.):**

Named KU Offensive Compete Team Player of the Week vs. Texas A&M... Named KU Special Teams Compete Team Player of the Week vs. North Dakota State... Saw action on special teams during the season.

**2009 (RS):**

Redshirted... Named KU Offensive Scout Team Player of the Week vs. Missouri.

**High School:**

A three-year letterwinner at Air Academy... Played running back and cornerback... Was an all-state first-team pick by *Prep Colorado* as a senior... Was a two-time first-team all-area selection... Played baseball and basketball... Competed in speech and debate... An academic all-state in football, speech and debate and baseball.

**Personal:**

Born in High Point, N.C... Major is political science... Son of Ron and Andrea Burton... Father played football at North Carolina and in the NFL.



54

LONG SNAPPER  
6-11/2 | 250 | JR.  
LA PORTE, TEXAS  
(LA PORTE HS)

## JUSTIN CARNES

**2011 (So.):**

Handled long snapping duties on extra points in 10 of the 12 games during 2011 season... Did not play against McNeese State or at Texas... Did not record any statistics.

**2010 (Fr.):**

Served as the team's long snapper for both place kicks and punts... Played in all 12 games.

**2009 (RS):**

Redshirted the season.

**High School:** A three-year letterwinner playing on the offensive and defensive lines and long snapping... Was a first-team all-district long snapper and a second-team selection at left tackle as a senior... Also played baseball.

**Personal:** Born in Lafayette, La... Major is business... Son of Jim and Jeannie Carnes... Uncle played football at LSU and a cousin was a power lifter at UL-Lafayette.

**Carnes' Career Stats**

Defense	G-S	UT	AT	Tot	TFL	Sacks
2010	11-0	1	0	1	0-0	0-0
2011	10-0	0	0	0	0-0	0-0
<b>Total</b>	<b>21-0</b>	<b>1</b>	<b>0</b>	<b>1</b>	<b>0-0</b>	<b>0-0</b>

**Carnes' Career Highs**

TACKLES: 1, vs. Oklahoma State (2010)







10

QUARTERBACK  
6-4 | 235 | SR.  
CANOGA PARK, CALIF.  
(NOTRE DAME HS/NOTRE DAME)

## DAYNE CRIST

**Career Honors:**

2012: Named to Athletic Director's Honor Roll during spring semester.

**2012 (Spring):**

Connected on 11-of-19 passes for 156 yards in the spring game... Named one of three captains for the 2012 team.

**2011 (Jr. at Notre Dame):**

Appeared in four games, earning a start in the season-opener versus South Florida... Also saw action versus Purdue, USC and Navy... Completed 15 of 24 passes on the season, good for 164 yards... Completed 64 percent of his passes.

**2010 (So. at Notre Dame):**

Started the first nine games for the Irish before suffering a season-ending ruptured patella tendon against Tulsa... The injury occurred exactly one-day shy of the one-year anniversary of the torn ACL he suffered against Washington State in 2009... Completed 59.2 percent of his passes (174 of 294) for 2,033 yards and 15 TDs... Registered a passing efficiency of 129.3... Had 19 completions of 20 yards or more... Ranked among the top 30 FBS quarterbacks in total passing yards (14th, 2,033), passing (22nd, 21.75 completions/game) and passing yards per game (27th, 254.13/game) prior to the injury... Threw a TD pass in Notre Dame's first eight games and nine straight games overall (which included the 2009 game against Washington State) before the injury... Made first career start against Purdue... Completed 19 of 26 passes for 205 yards and one TD versus the Boilermakers... Passed for 277 yards and two TDs in slightly more than one half of football against Michigan... Also ran for his first TD of the season against the Wolverines (totaled 19 yards rushing on four carries)... Had a 53-yard TD and a 95-yard TD against Michigan... The 95-yard TD pass was the second-longest pass play in Notre Dame history... Set career-highs in completions (32), attempts (55), passing yards (369) and TD passes (four) against Michigan State... Surpassed the 300-yard passing barrier in consecutive weeks against Michigan State and Stanford... Completed 25 of 44 passes for 304 yards and one TD against the Cardinal... Accounted for three TDs in the 31-13 victory over Boston College... Threw for 242 yards on 24 of 39 passing with a TD pass and TD run against Pittsburgh... Recorded a career-best 12 consecutive completions against the Panthers... Chalked up his fourth rushing TD of the season on a nine-yard scamper against Western Michigan... Connected on an 80-yard TD reception on Notre Dame's first offensive play from scrimmage against Western Michigan... The 80-yard TD pass was the second-longest of his career... Recorded a career-best 29-yard dash against Tulsa, but was lost for the season on the play.

**2009 (Fr. at Notre Dame):**

Made first four appearances of his Notre Dame career against Nevada, Michigan State, Purdue and Washington State... Totaled 130 yards on 10-of-20 passing with one TD and one interception... Gained 16 yards on five rushes... Made first career appearance in season opener against Nevada and completed both passes he attempted for 17 yards including 15-yard completion... Entered the Purdue game at the start of second quarter and promptly led Notre Dame on two TD drives to help give the Irish to a 17-7 halftime lead... Completed five of 10 passes for 45 yards at Purdue... Took snaps during second half of a blowout win against Washington State in the Alamodome, completing two of six passes for a season-best 69 yards, including 64-yard TD strike to John Goodman... Injured his knee on test series and missed remainder of the season.

**2008 (RS at Notre Dame):**

Did not see any game action and redshirted.


**High School:**

Selected to play in U.S. Army All-American Bowl in San Antonio... One of six finalists for the 2008 U.S. Army Player of the Year Award... One of seven finalists for the Joe Montana

Quarterback of the Year Award... Selected to the *Parade* All-America team as one of 58 players and seven quarterbacks named to team... Named to the *Scout.com* All-America Second Team... Placed on the EA Sports All-America third team... One of 20 players selected to Best in the West first team by the *Long Beach Press-Telegram*... Named second-team all-state by CalHiSports.com as a senior... Placed on all-Southern California team by Southern California Football Coaches Association and *Orange County Register*... Completed 57.8 percent of passes for 2,178 yards with 16 TDs and one interception in 10 games in 2007... Also rushed for 454 yards and scored four TDs on 81 rushing attempts... Rated as the eighth-best player and second-best quarterback in the nation by Tom Lemming... *Rivals.com* ranked him the 25th-best prospect in the nation, second-best pro-style quarterback in the country and fourth-best recruit in California... Rated the 22nd-best player on the ESPN 150 list... Ranked the 45th-best player in the nation by *Scout.com* and *Sports Illustrated/TAKKLE.com*... Rated by *SuperPrep* the 48th-best prospect in the nation, fourth-best quarterback in the country, eighth-best player in the far west and top quarterback in the far west... Ranked the seventh-best prospect in California and third-best quarterback in the nation by *Scout.com*... Played in seven games as a junior, passing for 1,270 yards with 17 touchdowns and only three interceptions while completing 52.9 percent of his passes... Also rushed for 230 yards and four touchdowns... Over his final two seasons, passed for 3,448 yards in 17 games with 33 touchdowns... Completed 56.1 percent of his passes with only four interceptions in 351 pass attempts... Played for coach Kevin Rooney at Notre Dame High School.

**Personal:**

Son of Tim and Karen Crist... Graduated from Notre Dame's Mendoza College of Business with a degree in management-consulting in Dec. 2011.



DAYNE CRIST





14

QUARTERBACK  
5-10 | 205 | RS-FR.  
KILLEEN, TEXAS  
(KILLEEN HS)

## MICHAEL CUMMINGS

**Career Honors:**

Named to Athletic Director's Honor Roll during spring semester.

**2011 (RS):**

Redshirted during his first year at KU.

**High School:**

Missed five games his senior season due to a torn ACL, but still threw for 1,167 yards and 10 touchdowns... In his three-year career he threw for 5,237 yards and 45 touchdowns, while running for 2,321 yards and 33 scores... Earned second-team all-district honors as a senior... Was the district 25-4A newcomer of the year as a sophomore and the offensive MVP as a junior... In his seven-game senior season he was 62 of 128 passing for 1,167 yards and 10 touchdowns with five interceptions... As a junior in 2009 he completed 129 of 237 passes for 2,463 yards and 24 touchdowns with just seven interceptions... He also rushed 148 times for 751 yards and 17 touchdowns... As a sophomore he completed 113 of 205 attempts for 1,680 yards and 11 touchdowns with six interceptions... Rushed 193 times for 1,042 yards and 18 scores... Also lettered in basketball and track and reached the state championship in the discus as a sophomore.

**Personal:**

Born in Fort Hood, Texas... Son of Dexter and Patricia Cummings... Has two brothers... One brother played football at Prairie View A&M.



64

OFFENSIVE LINEMAN  
6-4 | 300 | JR.  
DALLAS, TEXAS  
(SOUTH GRAND PRAIRIE HS)

## RANDALL DENT

**Career Honors:**

2010: KU Compete Team Defensive Player of the Week vs. Oklahoma State. 2009: KU Defensive Scout Player of the Week vs. Colorado and Nebraska.

**2011 (So.):**

Played in 11 of the 12 games in 2011 season... Recorded a career-best three tackles at Georgia Tech, including two solo stops... Also made a tackle behind the line of scrimmage... Tallied first career sack at Iowa State.

**2010 (Fr.):**

Named KU Compete Team Defensive Player of the Week vs. Oklahoma State... Did not see any action during the season.

**2009 (RS):**

Redshirted the season... Named KU Defensive Scout Player of the Week vs. Colorado and Nebraska.

**High School:**

A three-year letterwinner... A two-time all-state selection and a three-time all-district honoree... Earned Super Team second team honors... Played both defensive end and tight end... Recorded 120 tackles, 25 tackles for loss, 21 sacks and had five fumble recoveries... Team was 7-4 and finished third in the district his senior season... Also played basketball.

**Personal:**

Son of Desha and Randall Dent, Sr... Major is pre-sport science, community health... Would like to be a sports agent.

**Dent's Career Stats**

Defense	G-S	UT	AT	Tot	TFL	Sacks
2011	11-0	4	2	6	2.0-6	1.0-3
Total	11-0	4	2	6	2.0-6	1.0-3

**Dent's Career Highs**

TACKLES: 3, at Georgia Tech (2011)  
TACKLES FOR A LOSS: 1.0 (2x), MR: at Iowa State (2011)  
SACKS: 1.0, at Iowa State (2011)





13

PUNTER/PLACE KICKER  
6-4 | 300 | JR.  
DALLAS, TEXAS  
(KLEIN HS)

## RON DOHERTY

**Career Honors:**

2011: Tabbed all-conference honorable mention by the Associated Press as well as the Big 12 coaches... Named to the *Phil Steele* Midseason All-Big 12 Third Team.

**2011 (So.):**

Finished third in the Big 12 with a 42.8 punting average... Recorded season-long punt of 62 yards versus Missouri at Arrowhead Stadium... Had 59 yard punts at Oklahoma State and against Baylor... Recorded 50-yard punts in nine of last 10 games... Had 13 punts during 2011 of 50-plus yards and 15 downed inside the 20... Handled field goal duties during the final four games of the year, going 3-for-4, with a long of 37 yards versus Baylor... Also handled kickoff duties the last three games... Had four touchbacks in 13 kickoffs.

**2010 (Fr.):**

Shared kickoff duties during the season... Kicked off 21 times to Jacob Branstetter's 22 kickoffs... Had three touchbacks.

**High School:**

Lettered two years in football at Klein High School... Head coach was Shane Hallmark... Selected first team All-District 13-5A and all-state honorable mention as both a junior and a senior... Also named 2009 Preseason All-Greater Houston and Postseason First Team All-Greater Houston... Made 8-of-9 field goals as a senior and averaged 36.2 yards per punt... Also lettered four times in soccer and twice in golf... Named first team all-district in soccer.

**Personal:**

Born in Houston, Texas... Son of Ron and Pam Doherty... Father, Ron, played college football at American International College... Has one sister... A business major.

**Doherty's Career Stats**

Punting	No.	Yards	Avg.	Long	In20	50+
2010	0	0	0.0	0	0	0
2011	64	2738	42.8	62	15	13
<b>Total</b>	<b>64</b>	<b>2738</b>	<b>42.8</b>	<b>62</b>	<b>15</b>	<b>13</b>

Kicking	FG-Att.	Pct.	XP-Att.	Pct.	TP
2010	0-0	.000	0-0	.000	0
2011	3-4	.750	0-0	.000	9
<b>Total</b>	<b>3-4</b>	<b>.750</b>	<b>0-0</b>	<b>.000</b>	<b>9</b>

**Doherty's Career Highs**

PUNTS: 11, vs. Oklahoma (2011)  
NET PUNT YARDAGE: 441, vs. Oklahoma (2011)  
LONGEST PUNT: 62, vs. Missouri (2011)  
PUNTS INSIDE THE 20: 4, vs. Oklahoma (2011)  
FIELD GOALS MADE: 1 (2x), MR: vs. Baylor (2011)  
FIELD GOALS ATTEMPTED: 1 (2x), MR: vs. Baylor (2011)  
LONGEST FIELD GOAL MADE: 37, vs. Baylor (2011)



43

FULLBACK  
6-2 1/2 | 235 | SO.  
BELLEVILLE, ILL.  
(ALTHOFF HS)

## ED FINK

**Career Honors:**

2012: Named to Athletic Director's Honor Roll during spring semester.

**2011 (Fr.):**

Played in three games... Made career debut at Georgia Tech... Returned a squib kick for 10 yards against Oklahoma.

**2010 (RS):**

Redshirted his first year at Kansas.

**High School:**

Named all-metro first-team linebacker in the St. Louis area as a senior... Was also an all-area first-team offensive and defensive selection on the Illinois side of the state line... Named all-conference first team on offense and defense... Earned all-city defensive player of the year honors as well as being tabbed to the all-city offensive and defensive teams... Registered 149 tackles and eight sacks as a senior... Played in only three games as a junior due to a broken leg... Recorded 24 tackles and three interceptions in those three contests... Was a three-year letterwinner at middle linebacker and offensive lineman... Also played basketball and was a pitcher and third baseman in baseball.

**Personal:**

Born in Omaha, Neb... Son of Dale and Marguerite Fink... Father played football at Montana State... Has one brother, Dale, who is a quarterback at Sacred Heart University and one sister, Anna, who is on the equestrian team at William Woods University... Major is pre-engineering... Was the leader of his school's chapter of Fellowship of Christian Athletes.

**Fink's Career Stats**

Kick Returns	No.	Yards	Avg.	TD	Long
2011	1	10	10.0	0	10
<b>Total</b>	<b>1</b>	<b>10</b>	<b>10.0</b>	<b>0</b>	<b>10</b>

**Fink's Career Highs**

KICK RETURNS: 1, vs. Oklahoma (2011)  
KICK RETURN YARDS: 10, vs. Oklahoma (2011)  
LONGEST KICK RETURN: 10, vs. Oklahoma (2011)



93

DEFENSIVE LINEMAN  
6-3 | 260 | RS-FR.  
BEAUMONT, TEXAS  
(WEST BROOK HS)

## BEN GOODMAN

**2011 (RS):**  
Redshirted his first year at KU.

**High School:**  
A two-time first-team 5A-21 all-district selection after both his junior and senior seasons... Earned all-southeast Texas first-team honors... Named to *Beaumont Enterprise* and *Port Arthur News Super Gold Team*... Finished his career with 259 tackles, including 20 sacks... As a senior he had 110 tackles, three sacks and 10 pass break ups... Recorded 69 tackles with 10 tackles for loss, seven sacks and one interception as a junior... Has traveled the country competing in calf roping in rodeos... Played basketball as a freshman... Named to district all-academic team.

**Personal:**  
Born in Beaumont, Texas... Son of Ben and Latrissa Goodman... Has one sister... Plans to major in business... Would like to become a college football coach.



72

OFFENSIVE LINEMAN  
6-5 1/2 | 300 | SR.  
McPHERSON, KAN.  
(McPHERSON HS)

## TANNER HAWKINSON

**Career Honors:**  
2012: Named to Athletic Director's Honor Roll during spring semester. 2011: Named to the *Phil Steele* Midseason All-Big 12 Third Team. 2009: First Team Freshman All-America by Football Writers Association of America, *The Sporting News*, *CollegeFootballNews.com*, Second Team Freshman All-America by *Phil Steele Magazine*, All-Big 12 Honorable Mention, Freshman All-Big 12 by *The Sporting News and Rivals.com*, KU Most Improved Offensive Player. 2008: KU Defensive Scout Team Player of the Week vs. Colorado.

**2011 (Jr.):**  
Started all 12 games during 2011 season at right tackle, giving him a team-best 36 consecutive starts.

**2010 (So.):**  
Started all 12 games at left tackle for the second-straight season.

**2009 (Fr.):**  
Earned a number of Freshman All-America and All-Big 12 honors... Was named a Freshman All-America first-team selection by the Football Writers Association of America, *The Sporting News* and *CollegeFootballNews.com*... Was All-Big 12 Honorable Mention by the league coaches... Named the team's Most Improved Offensive Player... Made his collegiate debut by starting at left tackle in the season-opener against Northern Colorado... Started all 12 games at that position on the season... Originally a tight end who was moved to defense before settling in at tackle in the spring of 2009.

**2008 (RS):**  
Named KU Defensive Scout Team Player of the Week vs. Colorado... Redshirted the 2008 season... Came to KU as a tight end, was moved to defensive end and then offensive tackle.

**High School:**  
Was an all-state selection as a defensive lineman his senior year... Earned all-state first-team honors as a tight end as a junior... Selected to the Kansas Shrine Bowl team after his senior year... Was named the conference offensive MVP his senior year... Recorded 30 catches for 500 yards and five touchdowns as a senior... As a prep junior he had 24 receptions for 363 yards and nine touchdowns... Defensively, he made 30 tackles, including two sacks... Also played basketball and was all-league first team as a senior and second team as a junior.

**Personal:**  
Major is pre-sport management... Son of Griff and Kathy Hawkinson... Has two brothers and one sister... Grandfather, mother, two brothers and one sister attended Kansas.



TANNER HAWKINSON





28

SAFETY  
5-9 | 190 | SR.  
OSKALOOSA, KAN.  
(OSKALOOSA HS)

## BRANDON HAWKS

**Career Honors:**  
2012: Named to the team's Dean's List and the Athletic Director's Honor Roll with a 4.0 GPA during spring semester.

**2010 (So.):**  
Saw limited action on special teams and as a defensive back.

**2009 (Fr.):**  
Did not see any action during the season.

**2008 (RS):**  
Redshirted after walking onto the team.

**High School:**  
Was a four-year letterwinner as a running back and linebacker... Earned all-league honors two times on defense and once on offense... Also played basketball and baseball... A two-time all-league selection in baseball... Was his high school's valedictorian.

**Personal:**  
Born in Oskaloosa, Kan... Son of Steve and Kim Hawks... Has one brother and two sisters... Brother wrestled at Neosho County CC... An education major.



9

QUARTERBACK  
5-9 | 210 | JR.  
ISSAQUAH, WASH.  
(SKYLINE HS/BYU)

## JAKE HEAPS

**Career Honors:**  
2012: Named to Athletic Director's Honor Roll during spring semester.

**2012 (Spring):**  
Completed 7-of-10 passes for 106 yards and a touchdown in the spring game... Connected on a 46-yard strike to Kale Pick.

**2011 (So. at BYU):**  
Played in nine games, starting six... Named to Davey O'Brien Award Watch List... Finished the season with 1,452 yards passing, going 144-for-252 with nine touchdowns and eight interceptions... Threw for a career high 305 yards on 27 of 50 passing... Threw four touchdowns against New Mexico State and was named Rivals.com Independent Player of the Week and FBS Independent Offensive Player of the Week.

**2010 (Fr. at BYU):**  
Played in all 13 games, starting 10... Set every BYU freshman quarterback record, including passing yards, touchdowns and wins... New Mexico Bowl Offensive MVP... Played in his first career game during the season opener against Washington, throwing 13-for-23 for 131 yards... Played most of the game at Florida State, throwing his first touchdown pass on a four-yard throw, finishing 15-of-31 for 114 yards... Became just the second freshman out of high school and first freshman since 1997 to start at quarterback at BYU, going 24-of-45 for 229 yards at home against Nevada... Threw 27-of-54 for 270 yards and two TDs at Utah State... Completed 19-of-31 passes for a then career-best 294 yards vs. UNLV... Threw four TDs and 242 yards on 15-of-20 passing at Colorado State, including a career-high 62-yard touchdown on a flea flicker... Registered the eighth-best pass efficiency total in BYU history vs. the Rams at 242.64... Threw 14 touchdowns in the final six games of the season, including four multi-touchdown games... Was the only true freshman in 2010 to lead his team to a bowl game and the first BYU freshman quarterback to start a bowl game... Set a BYU bowl record by completing 25-of-34 passes, while tying a Cougar bowl record with four TD throws vs. UTEP in the New Mexico Bowl... *College Football News* Freshman All-America Team Honorable Mention.

**High School:**  
Ranked the No. 1 quarterback in the country by *Scout.com* and No. 1 pro-style quarterback by *Rivals.com*... Named the top college football recruit out of the state of Washington by *MaxPreps*... Earned *Parade* All-America honors following his senior season... Invited to play in the U.S. Army All-American Bowl as the starting quarterback for the West team... Led Skyline to three consecutive state championships... 2009 first-team All-State quarterback... AP Washington State Player of the Year... *USA Today* All-America first team selection... 40-2 record as a starting quarterback... Completed 213-of-352 passes for 3,191 yards and 45 touchdowns as a senior... Team captain... Threw a state-title game record four touchdown passes in a 45-21 victory against Ferris HS... Career totals were 9,196 yards, 114 touchdowns and only 18 interceptions... Rushed for 30 touchdowns... 2008 KingCo 4A All-Conference Co-Offensive MVP... KingCo 4A All-Conference Quarterback... *Seattle Times* MVP... Gatorade Washington State Player of the Year... AP State Player of the Year... Helped Skyline achieve a perfect 28-0 record over his sophomore and junior seasons... Coached by Mat Taylor.

**Personal:**  
Son of Steve and Kelly Heaps... Wife Brooke... Majoring in communications... Also recruited by Oklahoma, Florida State, USC, Florida, UCLA, Georgia, Alabama, California, Notre Dame, Tennessee, Washington and LSU.



JAKE HEAPS



31

LINEBACKER  
6-0 | 225 | SO.  
HUTCHINSON, KAN.  
(HUTCHINSON HS)

## BEN HEENEY

**Career Honors:**

Named to Athletic Director's Honor Roll during spring semester.

**2011 (Fr.):**

Played in all 12 contests, seeing time on defense as well as special teams... Made collegiate debut against McNeese State, recording two tackles, including one solo stop... Had single tackles against Northern Illinois, Georgia Tech, Oklahoma and Texas... Matched season high with two tackles against Kansas State... One of 10 true freshmen to play in 2011.

**High School:**

Ranked as the 12th-best player in the state of Kansas and the 58th-best outside linebacker in the nation according to *Rivals.com*... Was named to the *Wichita Eagle's* Top 11 football team... Named 5A first-team all-state by the *Topeka Capital Journal* as a running back... Rushed for 2,083 yards and 39 touchdowns on 246 carries as a senior, setting school records in both yards and touchdowns in a season... Ran for a school-record 333 yards against Salina Central... Defensively, recorded 143 career tackles, including 14 for loss... Added four interceptions.

**Personal:**

Born in Overland Park, Kan... Son of Joe and Mitzi Heeney... Has one brother... Father and two uncles played baseball at KU... Undecided on a major.

**Heeney's Career Stats**

Defense	G-S	UT	AT	Tot	TFL	Sacks	FF	FR-Yards	INT	PBU	Blks	QBH
2011	11-0	5	3	8	0-0	0-0	0	0-0	0-0	0	1	0
<b>Total</b>	<b>11-0</b>	<b>5</b>	<b>3</b>	<b>8</b>	<b>0-0</b>	<b>0-0</b>	<b>0</b>	<b>0-0</b>	<b>0-0</b>	<b>0</b>	<b>1</b>	<b>0</b>

**Heeney's Career Highs**

TACKLES: 2 (2x), MR: vs. Kansas State (2011)  
BLOCKED KICKS: 1, vs. Kansas State (2011)



80

WIDE RECEIVER  
6-2 | 195 | SO.  
MESQUITE, TEXAS  
(NORTH MESQUITE HS)

## RICKI HEROD

**Career Honors:**

2010: KU Compete Team Offensive and Special Teams Player of the Week vs. Oklahoma State.

**2011 (Fr.):**

Played in five games at wide receiver and on special teams... Made first career reception at Oklahoma State for six yards.

**2010 (RS):**

Named both KU Offensive Compete Team Player of the Week and Special Teams Compete Team Player of the Week vs. Oklahoma State... Redshirted his first year at Kansas.

**High School:**

Considered a top 100 Texas prospect by several publications... Earned all-district second-team honors as a senior... Had 20 receptions for 302 yards and three touchdowns in nine games as a senior... As a junior had 15 catches for 215 yards and three touchdowns in seven contests... Was a three-year letterman in football... Also played basketball.

**Personal:**

Born in Dallas, Texas... Son of Ricki and Wonna Herod... Has four siblings... Brother, Anthony Davis, played semi-pro football... Uncle, Billy Ray Pritchett, played for the Atlanta Falcons... Made his high school honor roll.

**Herod's Career Stats**

Receiving	G-S	Rec.	Yards	TD	Avg.	Long
2011	5-0	1	6	0	6.0	6
<b>Total</b>	<b>5-0</b>	<b>1</b>	<b>6</b>	<b>0</b>	<b>6.0</b>	<b>6</b>

**Herod's Career Highs**

RECEPTIONS: 1, at Oklahoma State (2011)  
RECEIVING YARDS: 6, at Oklahoma State (2011)  
LONGEST RECEPTION: 6, at Oklahoma State (2011)





**70**

OFFENSIVE LINEMAN  
6-4 | 300 | JR.  
OWASSO, OKLA.  
(OWASSO HS)

## GAVIN HOWARD

**Career Honors:**

Named to Athletic Director's Honor Roll during spring semester.

**2011 (So.):**

Played in 10 games on the offensive line... Helped Jayhawks rack up 534 yards of total offense, including 253 on the ground, against Northern Illinois... Also helped the KU offense gain 404 yards, including 296 rushing yards, against Baylor.

**2010 (Fr.):**

Saw time as a backup offensive lineman... Played against New Mexico State, Baylor, Kansas State and Iowa State.

**2009 (RS):**

Redshirted the season.

**High School:**

A three-year letterwinner at Owasso HS... Played offensive tackle... A *Tulsa World* all-metro second team selection as a senior... Team was 6-5 his senior season and finished second in the district with a 6-1 record... Also an all-state basketball player... Named an Oklahoma Academic Scholar.

**Personal:**

Son of Donny and Deidre Howard... Has two siblings... Plans to major in engineering.



**49**

LINEBACKER  
6-2 | 230 | SR.  
LAWRENCE, KAN.  
(LAWRENCE HS)

## TYLER HUNT

**Career Honors:**

2012: Named to the Athletic Director's and team's Honor Roll with a 3.25 GPA. 2009: KU Offensive Scout Team Player of the Week vs. Nebraska.

**2011 (Jr.):**

Played in six games on special teams, seeing time against Georgia Tech, Texas Tech, Kansas State, Texas, Baylor and Missouri... Tallied an assisted tackle against Texas Tech.

**2010 (So.):**

Played in 10 games on the season, seeing time on special teams... Returned two kickoffs for 16 yards... Had a nine-yard return vs. Colorado and a seven-yard return against Oklahoma State.

**2009 (Fr.):**

Named KU Offensive Scout Team Player of the Week vs. Nebraska.

**2008 (RS):**

A walk-on who redshirted the season.

**High School:**

Was a three-year letterwinner as a running back and linebacker... Earned all-state honorable mention honors... Also named to all-area, all-metro and all-league teams.

**Personal:**

Born in Lawrence, Kan... Son of Bud and Myong Hunt... Has two sisters... Business major.

**Hunt's Career Stats**

Defense	G-S	UT	AT	Tot	TFL	Sacks
2011	6-0	0	1	1	0-0	0-0
Total	6-0	0	1	1	0-0	0-0





17

HOLDER/QUARTERBACK  
6-1 | 205 | SO.  
WICHITA, KAN.  
(COLLEGIATE HS)

## BLAKE JABLONSKI

**Career Honors:**

2010: KU Compete Team Offensive Player of the Week vs. Colorado.

**2010 (RS):**

Named KU Offensive Compete Team Player of the Week vs. Colorado... Redshirted the season.

**High School:**

Lettered four times in football... Also lettered in basketball (four times) and baseball (once)... Played on four state championship teams (2009 in football, three in basketball)... Named all-state in both football and basketball as a senior... Set the all-time Kansas single-season records for passing yards (3,884) and TDs thrown (48)... Was named to the 2009 Top 11 Team by the *Wichita Eagle*... Led Collegiate High School to a 23-1 record over his final two seasons, including 14-0 in 2009... Helped basketball team to a 51-1 record over his final two years... Made 10 three-pointers in one game.

**Personal:**

Born in Wichita, Kan... Son of Dan and Jane Jablonski... Has one sister, who graduated from Harvard, while his two older brothers are both KU grads... Plans to major in business.



28

HALFBACK/FULLBACK  
6-0 | 220 | SO.  
FORT WORTH, TEXAS  
(ARLINGTON HEIGHTS HS)

## MARQUIS JACKSON

**2011 (Fr.):**

Played in eight games at wide receiver... Made career debut at Georgia Tech, grabbing two catches for 23 yards, including a 15-yarder... Added one reception for 14 yards against Oklahoma... Recorded two kick returns for 40 yards against Kansas State... Hauled in a season-long 21-yard reception at Iowa State... One of 10 true freshmen to play in 2011.

**High School:**

Named to Associated Press Class 4A all-state first team... Was a Texas 4A all-state selection by *The Old Coach*... Named to *Fort Worth Star-Telegram* Super Team first team... Also named Dallas-Fort Worth all area... Ranked No. 35 on the HSGametime Area Top 100... Listed No. 57 on Inside Texas Top 100... Was a two-time district MVP as well as the sophomore of the year... As a senior he pulled in 43 receptions for 1,181 yards and 14 touchdowns... Averaged 27 yards per catch... Also rushed 58 times for 401 yards and eight more touchdowns... Team won district 6-4A championship... As a junior, had 48 catches for 949 yards and 11 touchdowns... Recorded 44 receptions for 725 yards and seven touchdowns as a sophomore... Was a two-time all-district basketball player... Competed in track and was a regional qualifier.

**Personal:**

Born in Fort Worth, Texas... Son of Barbara Roundtree... Has one brother and one sister... Plans to major in business.

**Jackson's Career Stats**

Receiving	G-S	Rec.	Yards	TD	Avg.	Long
2011	8-0	4	58	0	14.5	21
Total	8-0	4	58	0	14.5	21

**Jackson's Career Highs**

RECEPTIONS: 2, at Georgia Tech (2011)  
RECEIVING YARDS: 23, at Georgia Tech (2011)  
LONGEST RECEPTION: 21, at Iowa State (2011)



MARQUIS JACKSON





4

LINEBACKER  
5-11 | 205 | JR.  
EULESS, TEXAS  
(TRINITY HS)

## PRINZ KANDE

**Career Honors:**

2009: KU Defensive Scout Player of the Week vs. UTEP.

**2011 (So.):**

Played in 11 games this season on both defense and special teams... Missed the Kansas State game... Had two solo tackles at Oklahoma State... Made two tackles against McNeese State and at Georgia Tech... Recorded a season-best three stops at Texas... Matched a season high with three solo stops at Texas A&M.

**2010 (Fr.):**

Played in all 12 games, seeing time as a backup safety and special teams player... Made 21 tackles on the year... Best tackle games were five stops against Kansas State and Colorado... Also had three tackles against Georgia Tech and at Baylor.

**2009 (RS):**

Redshirted his first year at KU... Named KU Defensive Scout Player of the Week vs. UTEP.

**High School:**

A four-year starter at Trinity HS... Played safety and cornerback... Was an all-district first-team selection as a senior... Earned all-district second-team honors as a junior... Recorded 51 tackles and seven passes broken up as a senior... Team was 13-1, won the district championship and advanced to the state quarterfinal game his senior year... Trinity finished the regular season ranked first in the state his final season... Had 71 stops, five PBUs and an interception as a junior... Also played basketball.

**Personal:**

Son of Patricia Muendo... Has two sisters and one brother... Likes to draw... Major is pre-business.

**Kande's Career Stats**

Defense	G-S	UT	AT	Tot	TFL	Sacks	FF	FR-Yards	INT	PBU	Blks	QBH
2010	12-0	13	8	21	0-0	0-0	0	0-0	0-0	0	0	0
2011	11-0	10	7	17	0-0	0-0	0	0-0	0-0	0	0	0
<b>Total</b>	<b>23-0</b>	<b>23</b>	<b>15</b>	<b>38</b>	<b>0-0</b>	<b>0-0</b>	<b>0</b>	<b>0-0</b>	<b>0-0</b>	<b>0</b>	<b>0</b>	<b>0</b>

**Kande's Career Highs**

TACKLES: 5 (2x), MR: vs. Colorado (2010)



53

LINEBACKER  
5-11 1/2 | 220 | RS-FR.  
SHAWNEE, KAN.  
(ROCKHURST HS)

## RYAN KARLIN

**Career Honors:**

2012: Named to team's Dean's List and Athletic Director's Honor Roll with a 3.67 GPA during spring semester.

**2011 (RS):**


Redshirted his first year at KU.

**High School:**

Earned three letters in football at Rockhurst, playing both linebacker and fullback... Earned Missouri All-State honors in 2010... Earned Honorable Mention All-Metro honors and was named the NWC Midwest Linebacker MVP... Competed in baseball for three years and was on the Rockhurst track and field team for two years.

**Personal:**

Born in Shawnee, Kan... Son of Jerry and Judy Karlin... Has three brothers and two sisters... Brother, Josh Karlin, played football at TCU... Plans to major in engineering at KU... Was a member of the National Honor Society in high school.



PRINZ KANDE



61

OFFENSIVE LINEMAN  
6-5 1/2 | 285 | SO.  
OVERLAND PARK, KAN.  
(BLUE VALLEY WEST HS)

## PAT LEWANDOWSKI

### Career Honors:

2012: Named to Athletic Director's Honor Roll during spring semester. 2010: KU Compete Team Defensive Player of the Week vs. Iowa State.

### 2011 (Fr.):

Appeared in all 12 games, making starts against Oklahoma and Oklahoma State... Recorded one of KU's three sacks against McNeese State... Tallied a solo tackle at Georgia Tech... Made two tackles and added a quarterback hurry at Iowa State... Two of his six tackles were behind the line of scrimmage... Tallied two pass breakups and two quarterback hurries.

### 2010 (RS):

Named KU Compete Team Defensive Player of the Week vs. Iowa State... Redshirted his first season at Kansas.

### High School:

Earned second-team all-league defensive linemen honors... Recorded 53 tackles with 11 tackles for loss, including six sacks... Also recorded three passes broken up... As a tight end he caught seven passes for 72 yards and two touchdowns... Lettered three seasons as a defensive end and tight end.

### Personal:

Born in Omaha, Neb... Son of Mark and Julie Lewandowski... Has one brother and one sister... Brother, Robert, plays basketball at Texas Tech... Plans to major in civil engineering.

### Lewandowski's Career Stats

Defense	G-S	UT	AT	Tot	TFL	Sacks	FF	FR-Yards	INT	PBU	Blks	QBH
2011	12-2	2	4	6	2.0-11	1.0-8	0	0-0	0-0	2	0	3
<b>Total</b>	<b>12-2</b>	<b>2</b>	<b>4</b>	<b>6</b>	<b>2.0-11</b>	<b>1.0-8</b>	<b>0</b>	<b>0-0</b>	<b>0-0</b>	<b>2</b>	<b>0</b>	<b>3</b>

### Lewandowski's Career Highs

TACKLES: 2, at Iowa State (2011)  
TACKLES FOR A LOSS: 1 (2x), MR: at Georgia Tech (2011)  
SACKS: 1.0, vs. McNeese State (2011)  
PASS BREAKUPS: 1 (2x), MR: vs. Texas Tech (2011)  
QB HURRIES: 1 (3x), MR: at Iowa State (2011)



23

SAFETY  
5-10 1/2 | 195 | JR.  
ARLINGTON, TEXAS  
(JAMES BOWIE HS)

## DEXTER LINTON

### Career Honors:

2009: KU Defensive Scout Player of the Week vs. Iowa State.

### 2011 (So.):

Played in all 12 games... Made first career start at Texas A&M... Collected a pair of tackles against McNeese State and at Texas... Had a solo stop at Georgia Tech and against Kansas State... Made a career high three tackles at Texas A&M.

### 2010 (Fr.):

Did not see any action during the season.

### 2009 (RS):

Redshirted his first year at KU... Named KU Defensive Scout Player of the Week vs. Iowa State.

### High School:

A two-year letterwinner at James Bowie HS... Played safety and cornerback... A two-time all-district selection... As a senior, posted 75 tackles to go along with 15 passes broken up, three interceptions and two blocked punts... Team was 11-2, won the district championship and advanced to the round of 16 in the state playoffs his senior year... Team finished the regular season ranked fourth in the state... As a junior, had 103 tackles, two interceptions and 11 pass break ups... Team advanced to state semifinals his junior year... Was also a state qualifier in track.

### Personal:

Son of Marisa Linton... Undecided on a major.

### Linton's Career Stats

Defense	G-S	UT	AT	Tot	TFL	Sacks
2011	12-1	5	4	9	0-0	0-0
<b>Total</b>	<b>12-1</b>	<b>5</b>	<b>4</b>	<b>9</b>	<b>0-0</b>	<b>0-0</b>

### Linton's Career Highs

TACKLES: 3, at Texas A&M (2011)





57

LINEBACKER  
6-0 | 220 | RS-FR.  
TONKAWA, OKLA.  
(TONKAWA HS)

## JAKE LOVE

**2011 (RS):**  
Redshirted his first year at KU.

**High School:**  
Ranked as the 14th-best player in the state of Oklahoma by Rivals.com... Also listed as the 70th-best outside linebacker in the nation according to Rivals.com... Named all-state by the Oklahoma Football Coaches Association... As a junior he earned honorable mention all-state recognition... In his career he recorded 449 tackles, while offensively he ran for 6,612 yards and 96 touchdowns... As a senior he recorded 122 tackles and had four interceptions... Also rushed 200 times for 1,761 yards and 28 touchdowns... In his junior season he led the state in rushing with 2,856 yards and 47 touchdowns... Defensively he recorded 123 tackles... Missed six games as a sophomore but still ran for 1,237 yards and recorded 82 tackles... Freshman season he ran for 758 yards and recorded 123 tackles... Also lettered four years in wrestling, track and baseball... Won state titles in wrestling and in the long jump as a junior... A wrestling state runner-up as a sophomore.

**Personal:**  
Born in Ponca City, Okla... Son of Steve Love and Shelly London... Father played football at Northwestern Oklahoma State... Has one brother and two sisters.



68

OFFENSIVE LINEMAN  
6-3 1/2 | 300 | RS-FR.  
WHEATON, ILL.  
(WARRENVILLE SOUTH HS)

## LUKE LUHRSEN

**2011 (RS):**  
Redshirted his first year at KU.

**High School:**  
An all-state, all-area and all-conference honoree as a senior... Team won state titles in both his junior and senior seasons... Team also won conference championship each year... Team only lost one football game during his prep career... Played offensive guard and offensive tackle while earning two letters... Also lettered four seasons in hockey, two years in lacrosse and one year in track... Had a hockey hat trick and won a conference title in the shot put.

**Personal:**  
Born in Wheaton, Ill... Son of Kris and Diane Luhrsen... Has two siblings... Dad wrestled at Indiana... Grandfather played football at Illinois... Has cousins who play or played college volleyball... Plans to major in business.





69

OFFENSIVE LINEMAN  
6-3 | 303 | SR.  
AUSTIN, TEXAS  
(WESTWOOD HS)

## TREVOR MARRONGELLI

**Career Honors:**

2012: Named to Athletic Director's Honor Roll during spring semester. 2010: Academic All-Big 12 First Team. 2009: Academic All-Big 12 First Team. 2008: KU Offensive Scout Team Player of the Week vs. Iowa State.

**2011 (Jr.):**

Started all 12 games at guard, giving him 17 career starts... Helped offense gain 534 yards, including 253 on the ground, against Northern Illinois... Also helped the KU offense gain 404 yards, including 296 rushing yards, against Baylor... Made a tackle following a turnover at Texas A&M.

**2010 (So.):**

Earned Academic All-Big 12 First Team honors... Started the first four games at right guard before suffering a season-ending leg injury.

**2009 (Fr.):**

Earned Academic All-Big 12 First Team recognition... Saw action at guard during the season... Started two games... Started at Kansas State and in the season-finale vs. Missouri.

**2008 (RS):**

Named KU Offensive Scout Team Player of the Week vs. Iowa State... Redshirted the season.

**High School:**

Selected to the all-centex team as one of the best players in central Texas... An all-district first team selection as a junior and as a senior... Was a second team pick as a sophomore... Earned district lineman of the year accolades as a senior... Named his team's Offensive MVP... Earned all-county honors as a senior... Selected to play in the Lone Star Arena Football Classic... Did not allow a sack his senior year... An academic all-district and all-state selection... Was a team captain... Competed in the shot put in track and field and finished third at the regional meet.

**Personal:**

Born in Austin, Texas... A finance and economics major... Hobbies are football and fishing... Son of Jody and Sal Marrongelli... Has one brother.



73

OFFENSIVE LINEMAN  
6-3 | 295 | RS-FR.  
ARLINGTON, TEXAS  
(ARLINGTON HS)

## DAMON MARTIN

**2011 (RS):**


Redshirted during his first year at KU.

**High School:**

An all-district 4-5A first-team offensive tackle... Named his team's lineman of the year... Lettered three years as an offensive tackle... Three time state Big Man Champion.

**Personal:**

Born in Irving, Texas... Son of Christine Jones and Damon Martin, Sr... Has five siblings... Plans to major in business.



TREVOR MARRONGELLI





43

**SAFETY**  
6-1 | 195 | RS-FR.  
PFLUGERVILLE, TEXAS  
(PFLUGERVILLE HS)

## ALEX MATLOCK

**Career Honors:**

2012: Named to Athletic Director's Honor Roll during spring semester.

**2011 (RS):**

Redshirted his first year at KU.

**High School:**

A two-year all-district selection... Served as a team captain... Earned academic all-district honors three times... Recorded 200 tackles, forced eight fumbles, broke up 23 passes and had three interceptions in his three-year prep career... Lettered three seasons as a free safety... Also completed in track and basketball.

**Personal:**

Born in Austin, Texas... Son of James and Veronica Matlock... Has one sibling... Plans to major in biology... Elected freshman class vice president and has received leadership and academic awards.



12

**WIDE RECEIVER**  
6-1 | 205 | JR.  
ARLINGTON, TEXAS  
(JAMES BOWIE HS)

## CHRISTIAN MATTHEWS

**Career Honors:**

2012: Named to the Athletic Director's Honor Roll during spring semester. 2009: KU Offensive Scout Team Player of the Week vs. Duke.

**2011 (So.):**

Played in 11 games this season, making six starts... Played both receiver and quarterback in the "Jayhawk" formation... Recorded catches in four-straight games... Caught two passes against Kansas State for 16 yards... Tallied 25 yards on three catches at Iowa State... Also attempted his first pass at ISU... Recorded his first rushing touchdown against Baylor... Caught a career-best four passes for 39 yards at Texas A&M... Recorded career highs in catches (four) and all-purpose yards (57) against the Aggies... Rushed for a career high of 31 yards on six carries against Missouri, while completing one pass for 12 yards in the same game... One of six players to take offensive snaps in 2011.

**2010 (Fr.):**

Played in eight games as a backup wide receiver... Caught one pass on the year... Had a 41-yard reception against New Mexico State... Returned two kickoffs against Baylor for 13 yards... Long return was 12 yards against the Bears.

**2009 (RS):**

Redshirted his first year at KU... Named KU Offensive Scout Team Player of the Week vs. Duke.

**High School:**

A three-year letterwinner... As a quarterback, was an all-state honorable mention selection as a junior... Was district MVP as a senior, as well as the district offensive MVP as a junior... Was the all-district sophomore of the year... As a senior he hit 155 of 245 attempts (63.3 percent) for 2,256 yards with 19 touchdowns and six interceptions... Team was 11-2 and won the district championship... Team finished the regular season ranked fourth in the state... In his career he was 516 of 829 (61.7 percent) for 6,580 yards, 52 touchdowns and 28 interceptions... Also played basketball and was an all-district second-team selection.

**Personal:**

Son of Zina and Robert Matthews... Has one sister and one brother... Plans to major in American studies.

**Matthews' Career Stats**

Rushing	G-S	Att.	Yards	TD	Avg.	Long
2010	8-0	0	0	0	0.0	0
2011	11-6	14	70	1	5.0	10
<b>Total</b>	<b>19-6</b>	<b>14</b>	<b>70</b>	<b>1</b>	<b>5.0</b>	<b>10</b>

Receiving	G-S	Rec.	Yards	TD	Avg.	Long
2010	8-0	1	41	0	41.0	41
2011	11-6	11	100	0	9.1	18
<b>Total</b>	<b>19-6</b>	<b>12</b>	<b>141</b>	<b>0</b>	<b>11.8</b>	<b>41</b>

Passing	G-S	C-A-I	Yards	TD	Long
2010	8-0	0-0-0	0	0	0
2011	11-6	1-2-0	12	0	12
<b>Total</b>	<b>19-6</b>	<b>1-2-0</b>	<b>12</b>	<b>0</b>	<b>12</b>

**Matthews' Career Highs**

- RUSHING ATTEMPTS: 4, vs. Baylor (2011)
- RUSHING YARDS: 18, at Texas A&M (2011)
- LONGEST RUSH: 10, at Texas A&M (2011)
- RECEPTIONS: 4, at Texas A&M (2011)
- RECEIVING YARDS: 41, vs. Oklahoma State (2011)
- LONGEST RECEPTION: 41, vs. New Mexico State (2010)
- PASS ATTEMPTS: 1, at Iowa State (2011)
- ALL-PURPOSE YARDS: 57, at Texas A&M (2011)



CHRISTIAN MATTHEWS



47

SAFETY  
6-3 1/2 | 205 | SO.  
MIAMI, FLA.  
(FELIX VARELA HS)

## BRIAN MAURA

**2011 (Fr.):**

Played in four games, making his career debut at Georgia Tech... Lined up as a kick returner at Texas A&M and Missouri... Returned one kick for 16 yards against Missouri in the season finale.

**2010 (RS):**

Redshirted his first season at Kansas.

**High School:**

Caught 39 passes for 724 yards and seven touchdowns as a senior... Ranked as one of the top 10 wide receivers in Miami-Dade County... Selected for the Miami-Dade County All-Star game... Was a four-year letterwinner... Also played safety... Named his team's Most Valuable Player as a senior... Also competed in track... Was a member of the National Honor Society.

**Personal:**

Born in Miami, Fla... Son of Cassie Maura-Rahming and Glenn Maura... Has two sisters... Has uncles who played college football... Plans to major in business administration.

**Maura's Career Stats**

Kick Returns	No.	Yards	Avg.	TD	Long
2011	1	16	16.0	0	16
Total	1	16	16.0	0	16



19

WIDE RECEIVER  
6-2 | 215 | SO.  
SHAWNEE MISSION, KAN.  
(BISHOP MIEGE HS/OKLAHOMA)

## JUSTIN McCAY

**2011 (Fr. at Oklahoma):**

Appeared in three games in his first season... Saw action versus Ball State, Kansas and Kansas State... Did not record any statistics.

**2010 (RS at Oklahoma):**

Did not see any game action and redshirted.

**High School:**

A five-star recruit by Scout.com... A four-star recruit by ESPN and *Rivals.com*... Named to the 2009 Hovpen Sports/*Rivals.com* All-State team... Also named to the 2009 Kansas Football Coaches Association All-State team... Named first team all-state by the *Topeka Capital Journal*, the *Wichita Eagle* and Metro Sports Kansas City... Selected to participate in the U.S. Army All-American game... As a senior had 46 receptions for 926 yards and 15 touchdowns and 18 carries for 252 yards and four touchdowns... Also had 12 kick returns for 426 yards (35.5 average) and two TDs along with five punt returns (18.2 average) and one touchdown... Grabbed 31 receptions for 354 yards and four touchdowns in 2008... Also made 54 tackles, one forced fumble and a sack as a linebacker as a junior... Recorded four touchdowns as a returner.

**Personal:**

Son of Felicia Diane White and the late Robert Steven McCay... Father played collegiate basketball at Russ College in Mississippi... Undecided on a major.







24

**SAFETY**  
6-1 | 209 | SR.  
DUBLIN, OHIO  
(SCIOTO HS)

## BRADLEY MCDOUGALD

**Career Honors:**

2011: Named All-Big 12 Honorable Mention by the conference's coaches. 2009: *The Sporting News* Freshman All-Big 12.

**2011 (Jr.):**

Started at strong safety in all 12 games... Finished 12th in the conference with 90 tackles... Tied for sixth in Big 12 with 67 solo tackles... Tallied 11 tackles in three-straight games: at Texas, at Iowa State and against Baylor... Recorded eight unassisted tackles against McNeese State... Followed up with five tackles and a pass breakup against Northern Illinois... Recorded first career sack and a pass breakup at Georgia Tech... Had six tackles against Texas Tech and at Oklahoma State... Collected nine stops against Oklahoma, including one tackle behind the line of scrimmage... Also added a pass breakup... Made eight stops against Kansas State... Upped his career-best numbers with 11 tackles at Texas, including eight solo stops... Made a career-high 10 solo stops at Iowa State, including two behind the line of scrimmage... Also forced a fumble and recorded first interception of the season at ISU... Recorded 11 tackles, including one behind the line of scrimmage, against Baylor... Also forced a fumble and added two pass breakups against the Bears... Made five solo stops at Texas A&M... Scored first collegiate touchdown on a 57-yard interception return against Missouri... Also tallied eight tackles and one TFL against the Tigers... Had two punt returns for 23 during the year.

**2010 (So.):**

Started on both offense and defense, while returning kickoffs during the year... Started eight of the first 10 games at wide receiver before starting at safety in the final two contests of the season... Offensively he tied for third on the team with 19 catches for 240 yards and one touchdown... Also rushed six times for 31 yards... Had a season-high five catches for 44 yards and a touchdown against then-No. 15 Georgia Tech... His 65 yards on four catches against Kansas State were a season-best... Caught at least one pass in each of the first nine games... Moved to safety where he started against Oklahoma State and Missouri... Recorded eight tackles against OSU and five vs. Missouri... Also tallied eight tackles and one TFL against the Tigers... Had two punt returns for 23 yards during the year.

**2009 (Fr.):**

Named to *The Sporting News* Freshman All-Big 12 team... Played in every game as a true freshman, seeing time on offense, defense and special teams... Was the fourth wide receiver and started six games... Recorded 33 receptions for 318 yards on the year... Caught two passes for 49 yards, including a season-long 42-yarder in season-opener against Northern Colorado... Had a season-best seven catches for 46 yards against Southern Mississippi... Caught at least one pass in 11 of 12 games (shutout against Nebraska)... Returned 21 kickoffs for an 18.8 average with a long of 47 yards... Also returned three punts for three yards... Saw time on defense for the last half of the season starting with the Colorado game... Recorded an interception and had a season-best three tackles at Texas Tech... Had five tackles on the year.

**High School:**

Played running back and defensive back for three years at Scioto HS... An all-district second team selection... Recorded 37 tackles and one interception in seven games as a senior... Offensively, rushed 87 times for 432 yards and six touchdowns, while catching eight passes for 135 yards and one score... Completed four of five passes for 78 yards and another touchdown... Returned 12 punts for a 21.4 average and one touchdown and four kickoff returns for a 22.0 average... As a junior he led the team in rushing with 1,008 yards and 10 touchdowns on 173 carries in 10 games... Also had 27 receptions for 288 yards and two scores... Defensively he had 29 tackles, one interception and five PBUs... As a sophomore he was second on the

team in rushing with 386 yards and five touchdowns on 87 carries... Caught 25 passes for 331 yards and two touchdowns as well... An all-district basketball selection... Was on the honor roll.

**Personal:**

Son of Nikki McDougald and Anthony Hairston... Has three siblings... Major is communication studies.

**McDougald's Career Stats**

Defense	G-S	UT	AT	Tot	TFL	Sacks	FF	FR-Yards	INT	PBU	Blks	QBH
2009	12-6	4	1	5	0-0	0-0	0	0-0	1-38	0	0	0
2010	12-9	12	4	16	0-0	0-0	0	0-0	1-2	1	0	0
2011	12-12	67	23	90	6.0-32	1.0-11	2	0-0	2-86	5	0	0
<b>Total</b>	<b>36-27</b>	<b>83</b>	<b>28</b>	<b>111</b>	<b>6.0-32</b>	<b>1.0-11</b>	<b>2</b>	<b>0-0</b>	<b>4-126</b>	<b>6</b>	<b>0</b>	<b>0</b>

Kick Returns	No.	Yards	Avg.	TD	Long
2009	21	395	18.8	0	47
2010	14	268	19.1	0	33
2011	0	0	0.0	0	0
<b>Total</b>	<b>35</b>	<b>663</b>	<b>18.9</b>	<b>0</b>	<b>47</b>

Punt Returns	No.	Yards	Avg.	TD	Long
2011	2	23	11.5	0	15
<b>Total</b>	<b>2</b>	<b>23</b>	<b>11.5</b>	<b>0</b>	<b>15</b>

**McDougald's Career Highs**

- TACKLES: 11 (3x), MR: vs. Baylor (2011)
- TACKLES FOR A LOSS: 2.0, at Iowa State (2011)
- SACKS: 1, at Georgia Tech (2011)
- INTERCEPTIONS: 1 (4x), MR: vs. Missouri (2011)
- FORCED FUMBLES: 1 (2x), vs. Baylor (2011)
- PASS BREAKUPS: 2, vs. Baylor (2011)
- KICK RETURNS: 5 (2x), MR: at Southern Miss. (2010)
- KICK RETURN YARDS: 103, at Southern Miss. (2010)
- LONGEST KICK RETURN: 47, vs. Southern Miss. (2010)
- PUNT RETURNS: 1 (2x), MR: vs. Kansas State (2011)
- KICK RETURN YARDS: 15, vs. Kansas State (2011)
- LONGEST PUNT RETURN: 15, vs. Kansas State (2011)



BRADLEY MCDOUGALD



26

SAFETY  
6-0 | 190 | SO.  
IRVING, TEXAS  
(MACARTHUR HS)

## RAY MITCHELL

### Career Honors:

2010: KU Compete Team Special Teams Player of the Year, KU Compete Team Defensive Player of the Week vs. Baylor and Kansas State, KU Compete Team Special Teams Player of the Week vs. Georgia Tech and Iowa State.

### 2011 (Fr.):

Played in 10 games, seeing time on defense and special teams... Tallied three tackles against Northern Illinois, including a pair of solo stops... Had one tackle in five other games.

### 2010 (RS):

Selected KU compete team special teams player of the year... Named KU compete team defensive player of the week vs. Baylor and Kansas State... Named KU special teams compete team player of the week vs. Georgia Tech and Iowa State... Redshirted his first season at Kansas.

### High School:

Earned first-team all-district honors as a free safety in senior season... Recorded 51 tackles in 11 games... As a junior he was an all-district second-team selection... Earned honorable mention all-district honors as a sophomore... In his career he recorded 221 tackles with three interceptions, nine PBUs and four forced fumbles... Also returned kickoffs... His senior year he registered 77 tackles, four passes broken up and caused two fumbles... Offensively he had 13 catches for 184 yards and two touchdowns... Played wide receiver and safety... Also competed in track and basketball.

### Personal:


Born in Dallas, Texas... Son of Ray and Sabrina Mitchell... Has one brother and one sister... Major is pre-sport science: community health.

### Mitchell's Career Stats

Defense	G-S	UT	AT	Tot	TFL	Sacks
2011	10-0	5	3	8	0-0	0-0
Total	10-0	5	3	8	0-0	0-0

### Mitchell's Career Highs

TACKLES: 3, vs. Northern Illinois (2011)



41

TIGHT END  
6-2 | 250 | SO.  
DENISON, TEXAS  
(DENISON HS)

## JIMMAY MUNDINE

### Career Honors:

2012: Named to the Athletic Director's Honor Roll during spring semester. 2010: KU Compete Team Offensive Player of the Year, KU Offensive Compete Team Player of the Week vs. North Dakota State and New Mexico State, KU Special Teams Compete Team Player of the Week vs. Texas A&M.

### 2011 (Fr.):

Played in nine games, making season debut at Georgia Tech... Recorded career bests in catches (four) and yards (41) against Kansas State... Also hauled in first career touchdown against the Wildcats... Made two catches for 22 yards, including a 17-yard reception, against Georgia Tech... Had one catch for 23 yards at Oklahoma State.

### 2010 (RS):

Selected KU compete team offensive player of the year... Named KU Offensive Compete Team Player of the Week vs. North Dakota State and New Mexico State... Named KU Special Teams Compete Player of the Week vs. Texas A&M... Redshirted his first season at Kansas.

### High School:

Named an all-state honorable mention selection as a tight end... Also an all-district selection as a tight end... Earned second-team all-Dallas-Fort Worth Area... As a senior he recorded 62 catches for 1,097 yards and 17 touchdowns... Defensively he registered 44 solo tackles, with 17 tackles for loss, including 6.5 sacks... Was a two-year letterwinner in football as a tight end and defensive end... A three-year letterwinner in basketball.

### Personal:

Born in Denison, Texas... Son of Delton and Claudia Mundine... Has three brothers... Major is pre-business.

### Mundine's Career Stats

Receiving	G-S	Rec.	Yards	TD	Avg.	Long
2011	9-0	7	86	1	12.3	23
Total	9-0	7	86	1	12.3	23

### Mundine's Career Highs

RECEPTIONS: 4, vs. Kansas State (2011)

RECEIVING YARDS: 41, vs. Kansas State (2011)

LONGEST RECEPTION: 23, at Oklahoma State (2011)





83

WIDE RECEIVER  
6-4 | 200 | JR.  
ARLINGTON, TEXAS  
(MARTIN HS)

## CHRIS OMIGIE

### 2011 (So.):

Played in 10 games, making starts at wide receiver against Northern Illinois, Texas Tech and Baylor... Made first catch of the season against Northern Illinois.

### 2010 (Fr.):

Played in 10 games on the year, earning starts in each of the final two games of the season... Caught seven passes for 73 yards... Best game was three catches for 41 yards against Oklahoma State... Had one reception in four other games.

### 2009 (RS):

Redshirted his first year at KU.

### High School:

A three-year letterwinner... Played wide receiver... Earned all-district first-team honors as a senior when he caught 55 passes for 937 yards and nine TDs... As a junior he pulled in 10 balls for 156 yards and one score... Competed in track and field... District champion in the long jump as a junior... Also played basketball.

### Personal:

Son of Brenda and William Omigie... Has three siblings... Major is pre-sports management.

### Omigie's Career Stats

Receiving	G-S	Rec.	Yards	TD	Avg.	Long
2010	10-2	7	73	0	10.4	36
2011	9-3	1	6	0	6.0	6
<b>Total</b>	<b>19-5</b>	<b>8</b>	<b>79</b>	<b>0</b>	<b>9.9</b>	<b>36</b>

### Omigie's Career Highs

RECEPTIONS: 3, vs. Oklahoma State (2010)  
RECEIVING YARDS: 41, vs. Oklahoma State (2010)  
LONGEST RECEPTION: 36, vs. Oklahoma State (2010)



35

DEFENSIVE END/LINEBACKER  
6-2 | 245 | SR.  
RICHARDSON, TEXAS  
(PLANO EAST HS)

## TOBEN OPURUM

### Career Honors:

2012: Named to the Athletic Director's Honor Roll during spring semester. 2011: Named All-Big 12 Honorable Mention by the conference's coaches. 2010: Academic All-Big 12 First Team, KU Special Teams Player of the Week vs. Kansas State. 2009: Rivals.com Freshman All-Big 12.

### 2011 (Jr.):

Started all 12 games as the "Buck" linebacker... Had 45 tackles, including a team-best 10 1/2 stops behind the line of scrimmage for a total of 55 yards... Lead the team with four sacks and seven quarterback hurries... Recorded a career-best 11 tackles against McNeese State... Registered a pair of quarterback hurries... Made four solo tackles against Northern Illinois, including a pair behind the line of scrimmage... Collected second sack at Oklahoma State, along with two solo tackles... Made seven tackles against Oklahoma, including a tackle behind the line of scrimmage... Had seven tackles, including a 15-yard sack, at Texas... Made three tackles, including one for a five-yard loss, at Iowa State... Made a pair of stops against Baylor... Had a solo tackle and a quarterback hurry at Texas A&M... Recorded three tackles, a sack and forced a fumble against Missouri.

### 2010 (So.):

Switched from running back to linebacker before season started... Was then moved to defensive end and found a spot in the starting lineup for the final six games... Did not play in the first two games of the year... Finished the year with 21 tackles... Had three tackles for loss, including one sack on the season... Sack came against Missouri in the season finale... Also broke up three passes and forced one fumble... The forced fumble came against Colorado and resulted in a return for a touchdown by Tyler Patmon... First tackle came against Kansas State... Next game made season-high six tackles against Texas A&M... Recorded four tackles against Oklahoma State.

### 2009 (Fr.):

Earned Rivals.com Freshman All-Big 12 honors... Became the first freshman to lead Kansas in rushing in a season since Clark Green in 2002... Shared time with Jake Sharp, but carried 133 times for a team-best 554 yards and nine touchdowns... Ran for 109 yards against Southern Miss... The next week fell just shy of the 100-yard mark with 98 yards on 23 carries against Iowa State ... Rushed for at least one touchdown in each of the first six games... In his collegiate debut against Northern Colorado he carried eight times for 79 yards and two touchdowns, while producing his season-long run of 26 yards... Caught 13 passes out of the backfield for 105 yards and one touchdown... Had three catches for 50 yards against Duke... Made at least one reception in each of the first five games and at least two catches in four-straight contests.

### High School:

A three-year starter... Played running back, linebacker, punter and returned kicks... A two-time all-district first team selection... Earned super team second team honors... Was his school's MVP and a team captain... As a senior he rushed 107 times for 882 yards and eight touchdowns... Also had 31 receptions for 238 yards... As a junior he rushed 99 times for 600 yards and four scores, and had 27 catches for 574 yards and six more touchdowns... For his career he averaged 7.1 yards per carry... Also competed in track.

### Personal:

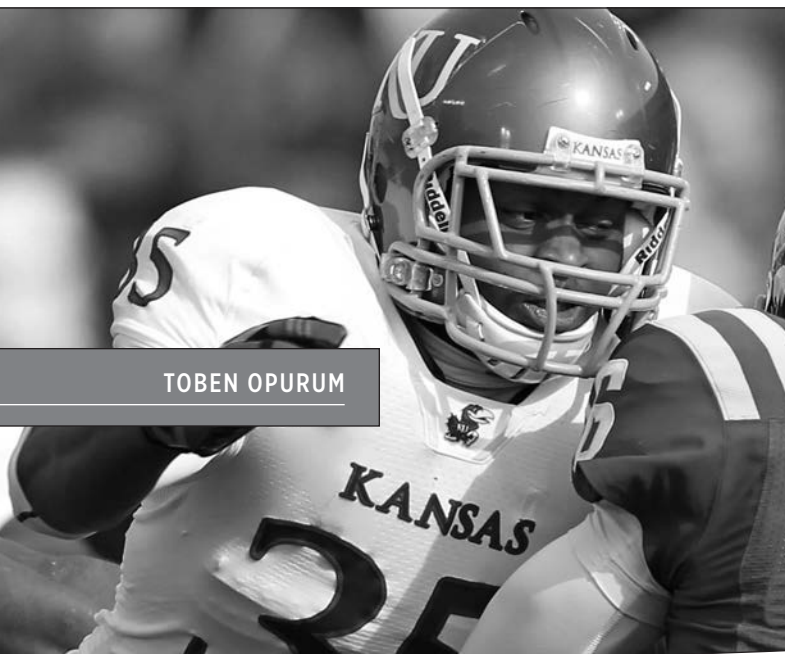
Son of George and Agatha Oporum... Has three brothers... A business major.

### Oporum's Career Stats

Defense	G-S	UT	AT	Tot	TFL	Sacks	FF	FR-Yards	INT	PBU	Blks	QBH
2009	11-3	0	0	0	0-0	0-0	0	0-0	0-0	0	0	0
2010	10-6	8	13	21	3.0-19	1.0-2	1	0-0	0-0	3	0	1
2011	12-12	27	18	45	10.0-55	4.0-34	1	0-0	0-0	1	0	7
<b>Total</b>	<b>33-21</b>	<b>35</b>	<b>31</b>	<b>66</b>	<b>13.5-74</b>	<b>5.0-36</b>	<b>2</b>	<b>0-0</b>	<b>0-0</b>	<b>4</b>	<b>0</b>	<b>8</b>

### Oporum's Career Highs

TACKLES: 11, vs. McNeese State (2011)  
TACKLES FOR A LOSS: 3.5, vs. McNeese State (2011)  
QB SACKS: 1.0 (4x), MR: at Texas (2011)  
QB HURRIES: 2, vs. McNeese State (2011)  
PASS BREAKUPS: 2, at Nebraska (2010)



TOBEN OPURUM



33

CORNERBACK  
5-11 | 180 | JR.  
ROUND ROCK, TEXAS  
(VISTA RIDGE HS)

# TYLER PATMON

### Career Honors:

2012: Named to the Athletic Director's Honor Roll during spring semester. 2010: Academic All-Big 12 First Team, KU Defensive Player of the Week vs. Texas A&M and Colorado.

### 2011 (So.):

Played in 11 games, including seven starts at cornerback... Ranked second on team with four pass breakups... Recorded two tackles and two pass breakups against McNeese State... Collected four solo tackles at Oklahoma State... Also added a pass breakup at OSU... Matched career high with seven tackles against Oklahoma... Added a quarterback hurry against the Sooners... Made six stops at Texas, including his first tackle behind the line of scrimmage... Added a quarterback hurry against the Longhorns... Matched a season high with seven solo tackles at Iowa State... Made three solo tackles against Baylor... Recorded third career interception while tallying four tackles (two solo) and a pass break-up against Missouri.

### 2010 (Fr.):

Earned Academic All-Big 12 First Team honors... Named KU Defensive Player of the Week vs. Texas A&M and Colorado... Started nine games as the team's nickel back... Registered 45 tackles on the year... Led the team with 10 pass break ups and tied for the team lead with two interceptions... His 1.0 passes defended per game tied for 23rd in the NCAA... His 5.5 tackles for loss tied for second on the team... Had one sack against Texas A&M... Recovered

a fumble against Colorado which he returned 28 yards for a touchdown... Against Colorado he had five tackles, one interception, one recovered fumble returned for a score and three passes broken up... The following week he had an interception and two passes broken up at Nebraska... Had a four-game stretch, beginning at Iowa State, with at least two PBU's... Best tackle game was seven vs. Oklahoma State.

### 2009 (RS):

Redshirted his first year at KU.

### High School:

A two-year letterwinner at Vista Ridge HS... Played cornerback and wide receiver... Earned all-district first team honors as a junior and a senior... As a senior he recorded 37 tackles, two pass breakups and two interceptions... On offense he had seven receptions for 113 yards and two scores... Blocked one punt and two field goals... As a junior he had 45 tackles, one interception, 11 passes broken up and forced one fumble... Also ran track and was a state qualifier... Earned academic all-district honors.

### Personal:

Son of Shaun and Todd Patmon... Has one brother and two sisters... Father played football at Central Oklahoma, while both grandfathers played college football (one at Oklahoma and one at Oklahoma State)... Two uncles also played football at Oklahoma... Major is pre-business.

### Patmon's Career Stats

Defense	G-S	UT	AT	Tot	TFL	Sacks	FF	FR-Yards	INT	PBU	Blks	QBH
2010	12-9	23	22	45	5.5-24	1.0-16	0	1-28	2-8	10	0	1
2011	11-7	28	15	43	2.0-5	0-0	0	0-0	1-42	4	0	2
<b>Total</b>	<b>23-16</b>	<b>51</b>	<b>37</b>	<b>88</b>	<b>7.5-29</b>	<b>1.0-16</b>	<b>0</b>	<b>1-28</b>	<b>3-50</b>	<b>14</b>	<b>0</b>	<b>3</b>

### Patmon's Career Highs

- TACKLES: 7 (3x), MR: at Iowa State (2011)
- TACKLES FOR A LOSS: 1.5 (2x), MR: vs. Oklahoma State (2010)
- QB SACKS: 1.0, vs. Texas A&M (2010)
- INTERCEPTIONS: 1 (3x), MR: vs. Missouri (2011)
- PASS BREAKUPS: 3, vs. Colorado (2010)
- QB HURRIES: 1 (3x), MR: at Texas (2011)



TYLER PATMON





15

**WIDE RECEIVER**  
5-8 | 180 | SR.  
MESQUITE, TEXAS  
(NORTH MESQUITE HS)

## DAYMOND PATTERSON

**Career Honors:**

2012: Earned spot on team's Dean's List and Athletic Director's Honor Roll with a 4.0 GPA during spring semester. 2010: Earned Academic All-Big 12 Second Team honors... Named KU offensive player of the week vs. North Dakota State, Baylor and Oklahoma State. 2009: *Phil Steele Magazine* All-Big 12 Fourth Team, Academic All-Big 12 Second Team, KU Offensive Player of the Year, KU Wide Receiver of the Year, KU Defensive Player of the Week vs. Southern Mississippi. 2008: KU's Don Fambrough Unselfish Player Award, KU Special Teams Player of the Week vs. FIU.

**2011 (RS):**

Recorded three catches for 34 yards and a touchdown against McNeese State... Injured in the McNeese State game and missed remainder of the 2011 season.

**2010 (Jr.):**

Earned Academic All-Big 12 Second Team honors... Named KU Offensive Player of the Week vs. North Dakota State, Baylor and Oklahoma State... Started the last 11 games at wide receiver, while playing in all 12 contests... Led the team with 60 receptions, the third-most by a Jayhawk leader in the last 26 seasons... Led team with 487 receiving yards... His two touchdown catches tied for second on the team... Caught at least one pass in all 12 games... Had at least five catches in nine games, including eight consecutive... Best reception total was eight against Colorado for 75 yards... Had a season-best 85 yards on seven receptions against Georgia Tech... Touchdown catches came against Georgia Tech and at Baylor... Returned punts and averaged 3.8 yards on 13 returns.

**2009 (So.):** A fourth-team *Phil Steele Magazine* All-Big 12 selection... Earned Academic All-Big 12 Second Team honors... Named KU's Defensive Player of the Week vs. Southern Mississippi... Started the first six games at left cornerback before coming off the bench in the second half of the season... Was 10th on the team with 31 tackles... Recorded an interception against Duke... Broke up five passes to rank third on the team in that category... Broke up three passes against Southern Mississippi... Best tackle totals were eight against Duke and six against UTEP... Returned 21 punts for an 8.0 average... Had a season-long return of 49 yards at UTEP... Had a 32-yard return at Texas.

**2008 (Fr.):**

Earned KU's Don Fambrough Unselfish Player award... A talented and versatile true freshman who started the season at wide receiver before moving to cornerback for the last half of the year... Started two games at wide receiver and the final six games of the year at cornerback... The team's punt returner all season... Was one of just three players in the NCAA to have started on offense and defense during the season... In seven games at corner he recorded 21 tackles while breaking up two passes... Had six tackles at Nebraska, five vs. K-State and four vs. Missouri and Minnesota... Had 14 catches in the first four games... Top effort was eight receptions for 130 yards and two touchdowns against Louisiana Tech in his second career game... Began collegiate career with a 75-yard punt return for a TD in the season opener against FIU.

**High School:**

An all-state first team selection as a wide receiver as well as an all-district pick as a senior... Named all-state first team as a kick returner... Played in the Max Emfinger All-America game... A Rivals.com Texas top 100 selection... Earned academic all-state honorable mention honors... Had 69 receptions for 826 yards and 12 TDs as a senior... Returned kickoff and punts as a senior with a 29.3 kickoff return average and a 21.6 punt return average... Had two kickoff returns for scores and one punt return for a touchdown... Had 40 catches for 493 yards and four scores as a junior... Lettered in track and field, and set school records

in the triple jump and in the 4x200 relay... National Honor Society member.

**Personal:** Born in Topeka, Kan... Major is sport management... Son of Daymond and Lisa Patterson... Has one brother.

**Patterson's Career Stats**

Receiving	G-S	Rec.	Yards	TD	Avg.	Long
2008	13-7	14	154	2	11.0	44
2009	10-6	0	0	0	0.0	0
2010	12-11	60	487	2	8.1	32
2011	1-0	3	34	1	11.3	25
<b>Total</b>	<b>36-24</b>	<b>77</b>	<b>675</b>	<b>5</b>	<b>8.8</b>	<b>44</b>

Rushing	G-S	Att.	Yards	TD	Avg.	Long
2008	13-7	0	0	0	0.0	0
2009	10-6	0	0	0	0.0	0
2010	12-11	8	55	0	6.9	51
2011	1-0	0	0	0	0.0	0
<b>Total</b>	<b>36-24</b>	<b>8</b>	<b>55</b>	<b>0</b>	<b>6.9</b>	<b>51</b>

Punt Returns	No.	Yards	Avg.	TD	Long
2008	22	243	11.0	1	75
2009	21	168	8.0	0	49
2010	13	49	3.8	0	23
2011	0	0	0.0	0	0
<b>Total</b>	<b>56</b>	<b>460</b>	<b>8.2</b>	<b>1</b>	<b>75</b>

**Patterson's Career Highs**

- RUSHING ATTEMPTS: 3, vs. North Dakota State (2010)
- RUSHING YARDS: 61, vs. North Dakota State (2010)
- LONGEST RUSH: 51, vs. North Dakota State (2010)
- RECEPTIONS: 8 (2x), MR: vs. Colorado (2010)
- RECEIVING YARDS: 130, vs. Louisiana Tech (2008)
- LONGEST RECEPTION: 44, vs. Louisiana Tech (2008)
- RECEIVING TDs: 2, vs. Louisiana Tech (2008)
- 100-YARD RECEIVING GAMES: 1. MR: 130, vs. Louisiana Tech (2008)
- PUNT RETURNS: 6, at UTEP (2009)
- PUNT RETURN YARDS: 135, vs. FIU (2008)
- LONGEST PUNT RETURN: 75\*, vs. FIU (2008)
- ALL-PURPOSE YARDS: 160, vs. Louisiana Tech (2008)

\* - Returned for a touchdown



DAYMOND PATTERSON



76

OFFENSIVE LINE  
6-3 1/2 | 300 | RS-FR.  
LA MIRANDA, CALIF.  
(LA MIRANDA HS)

## BRYAN PETERS

**2011 (RS):**  
Redshirted his first year at KU.

**High School:**  
Ranked as the 40th-best player in the state of California and the 65th-best offensive tackle in the nation by Rivals.com... Was named second-team all-Southern Section by Section-sports.com... Was a three-year letterwinner as an offensive lineman... Team was 7-4 his senior season... In his junior season the team went 13-1 and won its second straight Sub-urban League title and a CIF-Southern Section Southern Division championship... Played baseball as a freshman.

**Personal:**  
Born in Fullerton, Calif... Son of Doug and Ellen Peters... Has two brothers... Plans on majoring in business.

## Did You Know???

- The 2012 Kansas roster features players from 20 different states.
- Texas is the largest supplier of players on the roster with 35 Jayhawks calling it their home.
- There are 24 native Kansans on the 2012 KU roster.
- California ranks third with six Jayhawks hailing from the Golden State.
- There are five different states (Illinois, Missouri, New Jersey, Ohio and Oklahoma) that have produced three or more Jayhawks on this year's roster.







7

WIDE RECEIVER  
6-1 1/2 | 205 | SR.  
DODGE CITY, KAN.  
(DODGE CITY HS)

# KALE PICK

**Career Honors:**

2008: KU Offensive Scout Team Player of the Year, KU Scout Team Player of the Week vs. USF and Texas.

**2011 (Jr.):**

Played in all 12 games, making seven starts... Had 21 catches in KU's final six games, including a career-high six receptions against Kansas State... Collected three catches for 55 yards and tallied first career touchdown against Northern Illinois... Scored on a 36-yard pass from Jordan Webb just before the half against the Huskies... Made four catches for 31 yards against Texas Tech... Had six catches for 52 yards against Kansas State... Hauled in three passes for 35 yards at Iowa State... Recorded five receptions for 39 yards against Baylor... Made five catches for 46 yards at Texas A&M... Reeled in two receptions for 20 yards against Missouri.

**2010 (So.):**

Started the season-opener at quarterback and then played as a reserve at that position in three other games... Played the last two games of the year at wide receiver... First career start at quarterback was against North Dakota State... Went 13-of-22 for 138 yards against NDSU... Other extensive action was a seven of 12 for 40 yards day against Texas A&M... Was 21 of 36 for 193 yards on the season... As a wide receiver in the final two games he caught three passes for 18 yards... Had two receptions for nine yards against Oklahoma State and one for nine yards against Missouri... Missed some time during the season due to a leg injury.

**2009 (Fr.):** Saw action in seven games as a backup to record-setting quarterback Todd Reesing... First collegiate action came in season-opener against Northern Colorado when he was two of two passing for 11 yards and rushed three times for 47 yards... On the season he hit four of five attempts for 22 yards, while rushing 14 times for 167 yards... His rushing total was third on the team... Ran twice for 87 yards, including a 55-yarder at UTEP in his second game... In addition to the Northern Colorado game he was one of one passing for five yards at UTEP and one of two for six yards at Texas Tech.

**2008 (RS):** Earned KU's Otto Schnellbacher Offensive Scout Player of the Year honor... Named KU Scout Team Player of the Week vs. both South Florida and vs. Texas... Redshirted the season.

**High School:**

Participated in spring practice at KU after graduating early from high school... Suffered a season-ending injury in his first game as a senior... As a junior he was an all-state and all-conference selection... Was his team's offensive MVP... Led team to first winning record in 12 years... Threw for 1,779 yards and 19 touchdowns, while completing 55 percent of his attempts and throwing just six interceptions as a junior... Set 12 quarterback records at Dodge City High School... Also played defensive back... Played point guard on the basketball team.

**Personal:**

Born in Dodge City, Kan... Major is communication studies... Would like to coach college football... Son of Mark and Janna Pick... Has one sister... Father played football at Iowa State.

**Pick's Career Stats**

Passing	G-S	C-A-I	Yards	TD	Long
2009	7-0	4-5-0	22	0	6
2010	6-1	21-36-1	193	0	32
2011	12-7	0-0-0	0	0	0
<b>Total</b>	<b>25-8</b>	<b>25-41-1</b>	<b>215</b>	<b>0</b>	<b>32</b>

Rushing	G-S	Att.	Yards	TD	Avg.	Long
2009	7-0	14	167	0	11.9	55
2010	6-1	15	17	0	1.1	15
2011	12-7	0	0	0	0.0	0
<b>Total</b>	<b>25-8</b>	<b>29</b>	<b>184</b>	<b>0</b>	<b>6.3</b>	<b>55</b>

Receiving	G-S	Rec.	Yards	TD	Avg.	Long
2009	7-0	0	0	0	0.0	0
2010	6-1	3	18	0	6.0	9
2011	12-7	34	344	2	10.1	36
<b>Total</b>	<b>25-8</b>	<b>37</b>	<b>362</b>	<b>2</b>	<b>9.8</b>	<b>36</b>

**Pick's Career Highs**

- RUSHING ATTEMPTS: 6, vs. Texas A&M (2010)
- RUSHING YARDS: 87, at UTEP (2009)
- LONGEST RUSH: 55, at UTEP (2009)
- RECEPTIONS: 6, vs. Kansas State (2011)
- RECEIVING YARDS: 55, vs. Northern Illinois (2011)
- LONGEST RECEPTION: 36, vs. Northern Illinois (2011)
- TOUCHDOWN CATCHES: 1 (2x), MR: vs. Texas Tech (2011)
- PASS ATTEMPTS: 22, vs. North Dakota State (2010)
- COMPLETIONS: 13, vs. North Dakota State (2010)
- PASSING YARDS: 138, vs. North Dakota State (2010)
- LONGEST COMPLETION: 32, vs. North Dakota State (2010)
- ALL-PURPOSE YARDS: 87, at UTEP (2009)



KALE PICK



3

HALFBACK  
5-10 1/2 | 168 | SO.  
EAST ST. LOUIS, ILL.  
(EAST ST. LOUIS HS)

## TONY PIERSON

### 2011 (Fr.):

One of the fastest players at KU... Played in 11 games, missing the Iowa State game... Averaged 5.6 yards on 71 carries... Carried five times for 73 yards, including a 13-yard touchdown run, in career debut against McNeese State... Broke off a 47-yard run in the second quarter, the third-longest run of the season by a Jayhawk... Gained 37 yards on four attempts against Northern Illinois... Ran the ball a season-high nine times for 46 yards against Texas Tech... Also had two kickoff returns for 34 yards against the Red Raiders... Scored second touchdown of the season at Oklahoma State... Gained 54 yards on six carries at OSU... Added 20 yards on three carries against Oklahoma... Ran the ball eight times for 70 yards, including a 34-yard touchdown, against Baylor... His 34-yard scamper was his second-longest of the season... Rushed for 33 yards on 11 carries in Border Showdown, where he also compiled 31 yards receiving... Had pass receptions in KU's final six games... One of 10 true freshmen to play in 2011.

### High School:

Ranked as the eighth-best "athlete" in the nation by Rivals.com... Also listed as the fourth-best overall prospect in the state of Illinois by Rivals.com... Considered the top recruit in the St. Louis area by the *St. Louis Post-Dispatch*... In his career he ran for 5,661 yards, breaking the 1,000-yard mark all four seasons... Scored a total of 76 touchdowns in his prep career... As a senior he rushed for 1,408 yards and 22 touchdowns on just 120 carries (11.7 per attempt) in 10 games... Played his first three seasons at Gateway Tech... Earned Class 4 all-state honors in Missouri as a sophomore.

### Personal:

Born in East St. Louis, Ill... Son of Euglena Granberry... Has one brother and one sister.

### Pierson's Career Stats

Rushing	G-S	Att.	Yards	TD	Avg.	Long
2011	11-0	71	396	3	5.8	47
<b>Total</b>	<b>11-0</b>	<b>71</b>	<b>396</b>	<b>3</b>	<b>5.8</b>	<b>47</b>

Receiving	G-S	Rec.	Yards	TD	Avg.	Long
2011	11-0	8	44	0	5.5	16
<b>Total</b>	<b>11-0</b>	<b>8</b>	<b>44</b>	<b>0</b>	<b>5.5</b>	<b>16</b>

Kick Returns	No.	Yards	Avg.	TD	Long
2011	2	34	17.0	0	19
<b>Total</b>	<b>2</b>	<b>34</b>	<b>17.0</b>	<b>0</b>	<b>19</b>

### Pierson's Career Highs

- RUSHING ATTEMPTS: 9, vs. Texas Tech (2011)
- RUSHING YARDS: 73, vs. McNeese State (2011)
- LONGEST RUSH: 47, vs. McNeese State (2011)
- RUSHING TDs: 1 (3x), MR: vs. Baylor (2011)
- RECEPTIONS: 2, (2x) vs. Missouri (2011)
- RECEIVING YARDS: 31, vs. Missouri (2011)
- LONGEST RECEPTION: 16, vs. Missouri (2011)
- KICKOFF RETURNS: 2, vs. Texas Tech (2011)
- KICKOFF RETURN YARDS: 34, vs. Texas Tech (2011)
- LONGEST KICKOFF RETURN: 19, vs. Texas Tech (2011)



18

CORNERBACK  
5-10 | 174 | SR.  
GARLAND, TEXAS  
(LAKEVIEW CENTENNIAL HS)

## CORRIGAN POWELL

### Career Honors:

2012: Named to the Athletic Director's Honor Roll during spring semester.

### 2011 (Jr.):

Played in two games, against McNeese State and at Texas A&M... Made only tackle of the season against the Aggies.

### 2010 (So.):

Saw limited action on the season... Did not record any statistics.

### 2009 (RS):

Redshirted the season after playing as a freshman in 2008.

### 2008 (Fr.):

Saw action in KU's first nine games of the year as a true freshman... Started at cornerback against Texas Tech... Made a season-high five tackles in that game... Had three stops vs. Sam Houston State... Had 14 tackles on the year.

### High School:

A three-time all-district selection and a two-time all-Garland pick... As a senior, registered 62 tackles while breaking up eight passes and recording four interceptions... Recorded 92 tackles and eight PBUs as a junior... The 92 tackles were a school defensive back record... Had a school defensive back record 21 tackles in a single game... As a sophomore he recorded 55 tackles and one interception... Named his team's defensive back of the year four times... Was the team's freshman of the year as well... Also competed in track.

### Personal:

Born in Dallas, Texas... A business major... Son of Shelly Powell and Walter Haynes... Has one brother and one sister.

### Powell's Career Stats

Defense	G-S	UT	AT	Tot	TFL	Sacks
2008	9-1	8	6	14	0-0	0-0
2009			Redshirted			
2010	2-0	0	0	0	0-0	0-0
2011	2-0	0	1	1	0-0	0-0
<b>Total</b>	<b>13-1</b>	<b>8</b>	<b>7</b>	<b>15</b>	<b>0-0</b>	<b>0-0</b>

### Powell's Career Highs

TACKLES: 5, vs. Texas Tech (2008)





38

LONG SNAPPER/TIGHT END  
6-2 | 245 | JR.  
GODDARD, KAN.  
(GODDARD HS)

## JUSTIN PUTHOFF

**Career Honors:**

2012: Named to the Athletic Director's and team's Honor Roll with a 3.25 GPA during spring semester. 2010: Academic All-Big 12 First Team.

**2011 (So.):**

Saw first action of the season against Oklahoma... Did not record any stats.

**2010 (Fr.):**

Earned Academic All-Big 12 First Team honors... Played on special teams during the year... Did not record any statistics.

**2009 (RS):**

Redshirted his first year at KU.

**High School:**

An all-state linebacker as a senior... Earned all-league honors as a junior and senior... Registered a team-best 109 tackles as a senior... Also forced four fumbles and recorded an interception... Let team with 90 tackles as a junior, while recording 13 tackles for loss and an interception... Was an all-state and all-league basketball player... Also played baseball... Earned a 4.0 grade-point average throughout high school.

**Personal:**

Born in Wichita, Kan... Son of Fred and Gayla Puthoff... Has one brother and two sisters... Brother Derek played football at Southern Nazarene... Major is biochemistry... Would like to become an orthopedic surgeon.



55

DEFENSIVE END/LINEBACKER  
6-1 | 240 | SO.  
WICHITA, KAN.  
(KAPAUN MT. CARMEL HS)

## MICHAEL REYNOLDS

**2011 (Fr.):**

Played in 11 games at linebacker and on special teams... Saw first action against Northern Illinois, recording a pair of tackles... Made a solo tackle behind the line of scrimmage at Oklahoma State... Added a solo stop and a pass breakup against Oklahoma... Made a pair of solo stops against Kansas State... Had pass breakups against Oklahoma and at Texas... Recorded one solo tackle against Missouri... One of 10 true freshmen to play in 2011.

**High School:**

Named Class 5A all-state by the *Wichita Eagle* as a senior... Was a two-time all-metro

selection... Named second-team all-city league as a senior... Recorded 45 tackles, including 12 for loss as a senior... Also registered two interceptions in his final prep season... Earned all-city first-team honors and was honorable mention all state as a junior... Lettered three years and played defensive end, linebacker, running back, tight end and kickoff returner during his prep career.

**Personal:** Born in Wichita, Kan... Son of Rodney and Kendra Reynolds... Has two sisters and one brother... Plans to major in communications.

**Reynolds' Career Stats**

Defense	G-S	UT	AT	Tot	TFL	Sacks
2011	11-0	7	0	7	1.0-1	0-0
Total	11-0	7	0	7	1.0-1	0-0

**Reynolds' Career Highs**

TACKLES: 2 (2x), MR: vs. Kansas State (2011)  
TACKLES FOR A LOSS: 1.0, at Oklahoma State (2011)



38

DEFENSIVE END/LINEBACKER  
6-4 | 245 | SR.  
DUBLIN, OHIO  
(SCIOTO HS)

## JOSH RICHARDSON

**Career Honors:**

2009: KU Defensive Scout Player of the Week vs. Oklahoma. 2008: KU Defensive Scout Team Player of the Week vs. Texas Tech.

**2010 (So.):**

Saw playing time on special teams during the season... Did not record any statistics.

**2009 (Fr.):**

Did not see action as a backup linebacker... Named KU Defensive Scout Player of the Week vs. Oklahoma.

**2008 (RS):**

Earned KU Defensive Scout Team Player of the Week vs. Texas Tech... Redshirted the season.

**High School:**

Recorded 64 tackles during his senior season... Had five tackles for loss... Had one interception while breaking up three passes... Also recovered two fumbles and forced another... Earned his team's most improved player award... Also competed in track and field... Holds school records in the long jump and high jump... Member of the National Honor Society.

**Personal:**

Born in Newport News, Va... Major is communication studies... Has two siblings... Brother, Jay, played at Ohio State and is a starting defensive end for the Oakland Raiders.



89

WIDE RECEIVER  
5-11 | 185 | SO.  
MESQUITE, TEXAS  
(MESQUITE HORN HS)

## JACOREY SHEPHERD

### Career Honors:

2012: Named to Athletic Director's Honor Roll during spring semester.

### 2011 (Fr.):

Played in 10 games, making two starts at wide receiver... Made collegiate debut against McNeese State... Totaled 107 yards on three catches, including two touchdowns, in his first game... Became first Jayhawk freshman to record 100 yards receiving in a game since 1997... Also first Kansas player to record 100 yards receiving since 2009 season finale... Scored his first touchdown on a 56-yard catch... Recorded three receptions for 82 yards at Oklahoma State... Scored third touchdown of the season on a 68-yard catch, the longest by a Jayhawk in 2011... Matched a season high with three catches against Oklahoma... Tallied two catches for 23 yards against Kansas State... One of 10 true freshmen to play in 2011.

### High School:

Ranked by Rivals.com as the 82nd-best wide receiver in the country... Listed at No. 26 on HSGameTime's Dallas-area top 100... Earned all-state honorable mention honors and all-district recognition... Pulled in 71 catches for 992 yards and 10 touchdowns as a senior... Had 46 receptions for 672 yards and seven scores as a junior... Lettered three seasons while playing wide receiver, defensive back, punt returner and quarterback... Earned academic all-state honorable mention honors... Also played basketball for three years.

### Personal:

Born in Mt. Pleasant, Texas... Son of Jonathan Shepherd and Roshunda Smith... Has three sisters and two brothers... Father played football at Baylor... Plans to major in accounting.

### Shepherd's Career Stats

Receiving	G-S	Rec.	Yards	TD	Avg.	Long
2011	10-2	15	252	3	16.8	68
<b>Total</b>	<b>10-2</b>	<b>15</b>	<b>252</b>	<b>3</b>	<b>16.8</b>	<b>68</b>

### Shepherd's Career Highs

RECEPTIONS: 3 (3x), MR: vs. Oklahoma (2011)  
RECEIVING YARDS: 107, vs. McNeese State (2011)  
LONGEST RECEPTION: 68, at Oklahoma State (2011)  
RECEIVING TDs: 2, vs. McNeese State (2011)  
100-YARD RECEIVING GAMES: 1, 107, vs. McNeese State (2011)



27

SAFETY  
6-11/2 | 206 | SO.  
OLATHE, KAN.  
(OLATHE NORTH HS)

## VICTOR SIMMONS

### 2011 (Fr.):

Played in 11 games... Saw first action against Northern Illinois... Made a season-high five tackles against Oklahoma... Had a forced fumble and fumble recovery against the Sooners... Recorded single tackles against Northern Illinois, at Georgia Tech, at Texas and at Texas A&M... Equaled his season high with five solo stops against Missouri at Arrowhead Stadium... One of 10 true freshmen to play during 2011 season.

### High School:

Ranked by Rivals.com as the 13th-best player in the state of Kansas... Named first-team 6A all-state by the *Wichita Eagle* and *Topeka Capital Journal*... Was tabbed to the *Wichita Eagle* Top-11 of Kansas third team... Was second-team all-metro by the *Kansas City Star*... Named first-team all-Sunflower League as a defensive back... Named Sunflower League Elite 11... As a senior he rushed for 1,455 yards and 10 touchdowns as a quarterback... Defensively he recorded 85 tackles... Added two interceptions and forced two fumbles... Rushed for 1,034 yards as a junior... Also recorded 46 tackles... Earned honorable mention all-conference as a junior... Team made the state championship game his senior year and won the state title his junior year... Lettered three seasons playing quarterback and free safety.

### Personal:

Born in Omaha, Neb... Son of Victor and Denise Simmons... Has one sibling... Plans to major in engineering... Cousin, Ashanti Johnson, played basketball at Kansas.

### Simmons' Career Stats

Defense	G-S	UT	AT	Tot	TFL	Sacks	FF	FR-Yards	INT	PBU	Blks	QBH
2011	11-0	8	6	14	0-0	0-0	1	1-0	0-0	0	0	0
<b>Total</b>	<b>11-0</b>	<b>8</b>	<b>6</b>	<b>14</b>	<b>0-0</b>	<b>0-0</b>	<b>1</b>	<b>1-0</b>	<b>0-0</b>	<b>0</b>	<b>0</b>	<b>0</b>

### Simmons' Career Highs

TACKLES: 5 (2x), MR vs. Missouri (2011)  
FORCED FUMBLES: 1, vs. Oklahoma (2011)  
FUMBLE RECOVERIES: 1, vs. Oklahoma (2011)





29

HALFBACK  
6-0 | 200 | JR.  
IRVING, TEXAS  
(MACARTHUR HS)

# JAMES SIMS

**Career Honors:**

2012: Named to Athletic Director's Honor Roll during spring semester. 2010: KU Backfield Player of the Year, KU Offensive Player of the Week vs. Georgia Tech and Colorado.

**2011 (So.):**

KU's all-purpose back... Started all 12 games... Recorded back-to-back 100-yard rushing performances to start the year... First KU player to accomplish this feat since the first two games of 2009... Had a career-high 26 carries for 110 yards against Northern Illinois... Also had a career-best 39-yard reception against NIU... Tallied 104 yards on 19 carries against McNeese State... Finished with 85 yards on 24 rushes against Texas Tech... Made career-long run of 56 yards against Oklahoma... Galloped for 64 yards and a touchdown on 24 carries against Baylor... Saw time on the kickoff team against the Bears, with one return for 10 yards... Rushed for 88 yards on 19 carries at Texas A&M... Scored team-best ninth touchdown against the Aggies... Carried the ball 15 times for 35 yards versus Missouri... Jayhawks are undefeated when he has rushed for 100 yards or more.

**2010 (Fr.):**

Selected KU backfield player of the year... Named KU offensive player of the week vs. Georgia Tech and Colorado... Played in 11 games after not seeing action in the season opener... Started four games (Southern Mississippi, Baylor, Kansas State and Missouri)... Led the team in rushing with 742 yards on 168 carries... Also led the team with 10 touchdowns, including nine rushing... His 742 yards were the fourth most by a Jayhawk freshman in school history and were eighth among NCAA freshmen in 2010... Tied school records with four touchdowns and 24 points against Colorado... Recorded three 100-yard rushing games, which tied for the second-most by a freshman in school history... Ran 17 times for 101 yards and one touchdown in his college debut against then No. 15 Georgia

Tech... Two games later ran 16 times for 115 yards and two scores against New Mexico State... Posted season-best 123 yards and four touchdowns on 20 carries against Colorado... Closed the season with 78 yards against Oklahoma State and 82 yards against Missouri... Had six rushes of 20 or more yards... Tied for third on the team with 19 catches for 134 yards and one touchdown.

**High School:**

Was the district offensive player of the year as a senior... Named a Texas Top 100 Recruit by several publications... As a senior he rushed 258 times for 1,762 yards and 20 touchdowns... Also caught 12 passes for 96 yards and another score... His junior season he rushed 206 times for 1,149 yards and 15 touchdowns, while adding 21 receptions for 361 yards and three touchdowns... Was named the district offensive sophomore of the year in 2007.

**Personal:**

A sports management major.

**Sims' Career Stats**

Rushing	G-S	Att.	Yards	TD	Avg.	Long
2010	11-4	168	742	7	4.4	28
2011	12-12	182	727	9	4.1	56
<b>Total</b>	<b>23-16</b>	<b>350</b>	<b>1469</b>	<b>16</b>	<b>4.2</b>	<b>56</b>

Receiving	G-S	Rec.	Yards	TD	Avg.	Long
2010	11-4	19	134	1	7.1	30
2011	12-12	14	119	0	8.5	39
<b>Total</b>	<b>23-16</b>	<b>33</b>	<b>253</b>	<b>1</b>	<b>7.7</b>	<b>39</b>

Kick Returns	No.	Yards	Avg.	TD	Long
2011	1	10	10.0	0	10
<b>Total</b>	<b>1</b>	<b>10</b>	<b>10.0</b>	<b>0</b>	<b>10</b>

**Sims' Career Highs**

- RUSHING ATTEMPTS: 26, vs. Northern Illinois (2011)
- RUSHING YARDS: 123, vs. Colorado (2010)
- LONGEST RUSH: 56, vs. Oklahoma (2011)
- RUSHING TDs: 4, vs. Colorado (2010)
- 100-YARD RUSHING GAMES: 5, MR: 110, vs. Northern Illinois (2011)
- RECEPTIONS: 5, at Iowa State (2010)
- RECEIVING YARDS: 49 (2x), MR: vs. Northern Illinois (2011)
- LONGEST RECEPTION: 39, vs. Northern Illinois (2011)
- RECEIVING TDs: 1, at Iowa State (2010)
- ALL-PURPOSE YARDS: 164, vs. New Mexico State (2010)



JAMES SIMS



45

FULLBACK  
6-0 1/2 | 240 | JR.  
LITITZ, PA.  
(MANHEIM TOWNSHIP HS/BUFFALO)

## NICK SIZEMORE

**Career Honors:**

2012: Named to Athletic Director's Honor Roll during spring semester. 2010: KU Offensive Compete Team Player of the Week vs. Southern Mississippi.

**2011 (Fr.):**

Started at fullback in first two games of the season, played in 10 contests... Made a pair of tackles on special teams at Georgia Tech... Also added a special teams tackle and a blocked punt at Oklahoma State... Recorded a 16-yard kick return against Oklahoma... Had an assisted tackle at Texas... Recorded a solo tackle on special teams at Iowa State... Injured in the Baylor game missed remainder of the season... Did not record a carry from scrimmage.

**2010 (RS):**

Named KU Offensive Compete Team Player of the Week vs. Southern Mississippi... Redshirted his first season at Kansas after transferring from Buffalo.

**2009 (At Buffalo):**

Played in all 12 games as a true freshman in 2009... One of just three true freshmen to see action for the Bulls... Did not have any rushes... Hauled in one reception for seven yards at Miami (Ohio)... Made four tackles on special teams.

**High School:**

An all-state second-team selection as a senior... Earned all-league honors three times... Set school record with 311 career tackles... Had 111 stops, including 5.5 sacks as a senior... Rushed 34 times for 177 yards and caught six passes for 67 yards... Was also all-league in wrestling and lacrosse... Earned four football letters.

**Personal:**

Born in Irving, Texas... Son of Duane and Sally Sizemore... Has one brother... Father played football at Indiana... Brother played football at Johns Hopkins... Major is pre-sports management.

**Sizemore's Kansas Career Stats**

Defense	G-S	UT	AT	Tot	TFL	Sacks
2011	10-2	5	1	6	0-0	0-0
<b>Total</b>	<b>10-2</b>	<b>5</b>	<b>1</b>	<b>6</b>	<b>0-0</b>	<b>0-0</b>

Kick Returns	No.	Yards	Avg.	TD	Long
2011	1	16	16.0	0	16
<b>Total</b>	<b>1</b>	<b>16</b>	<b>16.0</b>	<b>0</b>	<b>16</b>

**Sizemore's Kansas Career Highs**

- KICK RETURNS: 1, vs. Oklahoma (2011)
- KICK RETURN YARDS: 16, vs. Oklahoma (2011)
- LONGEST KICK RETURN: 16, vs. Oklahoma (2011)
- TACKLES: 2, at Georgia Tech (2011)
- BLOCKED PUNTS: 1, at Oklahoma State (2011)



85

TIGHT END  
6-4 | 245 | SO.  
FRISCO, TEXAS  
(WAKELAND HS)

## TRENT SMILEY

**Career Honors:**

2010: KU Offensive Compete Team Player of the Week vs. Iowa State.

**2011 (Fr.):**

Played in all 12 games on special teams and as a blocking tight end... Made first career reception for eight yards at Texas.

**2010 (RS):**

Named KU Offensive Compete Team Player of the Week vs. Iowa State... Redshirted his first season at Kansas.

**High School:**

Earned all-district second-team honors as a senior... Was an honorable mention all-district pick as a junior... Recorded 26 receptions for 405 yards and four touchdowns as a senior... Caught four passes for 16 yards and a score as a junior... Was a three-year letterwinner as a tight end... Also competed in track and field.

**Personal:**

Born in Shawnee Mission, Kan... Son of Keaton Smiley and Jennifer Womack... Father played football at Iowa... Has one brother and one sister... Plans to major in environmental studies.

**Smiley's Career Stats**

Receiving	G-S	Rec.	Yards	TD	Avg.	Long
2011	12-0	1	8	0	8.0	8
<b>Total</b>	<b>12-0</b>	<b>1</b>	<b>8</b>	<b>0</b>	<b>8.0</b>	<b>8</b>





1

**SAFETY**  
5-10 | 200 | SR.  
DALLAS, TEXAS  
(CARTER HS)

## LUBBOCK SMITH

**Career Honors:**

2012: Named to Athletic Director's Honor Roll during spring semester. 2009: CollegeFootballNews.com Freshman All-America Honorable Mention, *The Sporting News* Freshman All-Big 12. 2008: KU Defensive Scout Team Player of the Week vs. Texas.

**2011 (Jr.):**

Played in 11 games at safety, making first start of season against Oklahoma... Did not play against Baylor... Had 19 tackles in a four-game stretch... Made six solo tackles at Oklahoma State... Recorded seven stops and a forced fumble against Oklahoma... Added five assisted stops at Texas.

**2010 (So.):**

Started at safety for the first nine games of the season before an injury kept him out of the final three games... Still recorded 48 tackles in three-fourths of the season... His 48 tackles at the time of his injury were fourth on the team... Forced and recovered a fumble at Iowa State... Had a career-high 12 tackles at Baylor.

**2009 (Fr.):**

Earned *CollegeFootballNews.com* Freshman All-America honorable mention honors... Was named to *The Sporting News* Freshman All-Big 12 team... Started six straight games at free safety beginning with the sixth game of the season at Colorado... Played in 11 games before missing the season finale with an injury suffered early against Texas... Ranked eighth on the team with 42 tackles... Had one tackle for loss... Broke up one pass at Texas Tech... In his five full games as a starter he recorded 36 tackles.

**2008 (RS):**

Earned KU Defensive Scout Team Player of the Week vs. Texas... Redshirted his first year at Kansas.

**High School:**

An all-state third team selection... Earned all-district first team and all-area honors as a senior... Named his team's MVP as well as defensive MVP... Recorded 119 tackles as a senior... Added three interceptions and three fumble recoveries... Returned one interception for a touchdown... Also played wide receiver... Had 71 tackles as a junior... Earned a *Dallas Morning News* Player of the Week honor.

**Personal:**

Born in Dallas, Texas... Major is sociology... Would like to be a teacher, high school football coach and real estate agent... Son of Yolanda and Lubbock Smith... Has five sisters and one brother.

**L. Smith's Career Stats**

Defense	G-S	UT	AT	Tot	TFL	Sacks	FF	FR-Yards	INT	PBU	Blks	QBH
2009	12-6	22	20	42	1.0-3	0-0	0	0-5	0-0	1	0	0
2010	10-9	32	16	48	2.0-3	0-0	1	1-0	0-0	1	0	0
2011	11-2	18	7	25	0-0	0-0	2	0-0	0-0	0	0	0
<b>Total</b>	<b>33-17</b>	<b>72</b>	<b>43</b>	<b>115</b>	<b>3.0-6</b>	<b>0-0</b>	<b>3</b>	<b>1-5</b>	<b>0-0</b>	<b>2</b>	<b>0</b>	<b>0</b>

**L. Smith's Career Highs**

TACKLES: 12, at Baylor (2010)  
TACKLES FOR A LOSS: 1.0 (3x), MR: vs. Kansas State (2010)  
PASS BREAKUPS: 1 (2x), MR: vs. Colorado (2010)  
FORCED FUMBLES: 1 (3x), MR: vs. Oklahoma (2011)



91

**DEFENSIVE LINEMAN**  
6-5 1/2 | 295 | JR.  
ALBUQUERQUE, N.M.  
(ELDORADO HS)

## SHANE SMITH

**Career Honors:**

2012: Named to Athletic Director's Honor Roll during spring semester. 2010: KU Compete Team Defensive Player of the Week vs. Georgia Tech. 2009: KU Defensive Scout Player of the Week vs. Texas.

**2011 (So.):**

Played in all 12 games... Made first start at Texas... Made first tackles of the season against Texas Tech, recording two... Matched season high with two assisted stops at Texas... Recorded a tackle, a pass break up and a quarterback hurry at Texas A&M.

**2010 (Fr.):**

Named KU Compete Team Defensive Player of the Week vs. Georgia Tech.

**2009 (RS):**

Redshirted his first year at KU... Named KU Defensive Scout Player of the Week vs. Texas.

**High School:**

An all-state offensive lineman as a senior... As a junior he was named all-state honorable mention and first-team all-metro as an offensive lineman and second-team all-district as both an offensive and defensive tackle... A letterman in track throwing the discus and running the 110-meter hurdles.

**High School:**

Born in Albuquerque, N.M... Son of Terry and Susan Smith... Has one sister, Kaley, who is a freshman on the Kansas soccer team... Plans to major in education.

**S. Smith's Career Stats**

Defense	G-S	UT	AT	Tot	TFL	Sacks	FF	FR-Yards	INT	PBU	Blks	QBH
2011	12-1	3	5	8	0-0	0-0	0	0-0	0-0	1	0	1
<b>Total</b>	<b>12-1</b>	<b>3</b>	<b>5</b>	<b>8</b>	<b>0-0</b>	<b>0-0</b>	<b>0</b>	<b>0-0</b>	<b>0-0</b>	<b>1</b>	<b>0</b>	<b>1</b>

**S. Smith's Career Highs**

TACKLES: 2 (2x), MR: at Texas (2011)  
PASS BREAKUPS: 1, at Texas A&M (2011)  
QUARTERBACK HURRIES: 1, at Texas A&M (2011)



LUBBOCK SMITH



79

OFFENSIVE LINEMAN  
6-6 | 305 | JR.  
HESSTON, KAN.  
(HESSTON HS)

## RILEY SPENCER

**Career Honors:**

2010: Academic All-Big 12 First Team. 2009: KU Offensive Compete Team Player of the Week vs. Iowa State.

**2011 (So.):**

Played in 11 games as a reserve offensive lineman.

**2010 (Fr.):**

Earned Academic All-Big 12 First Team honors... Saw time as a backup tackle and on special teams during the year.

**2009 (RS):**

Redshirted his first year at KU... Named Offensive Scout Player of the Week vs. Iowa State.

**High School:**

A three-year letterwinner at Hesston HS... Played offensive tackle, defensive tackle, defensive end and punter... Was an all-state selection on the offensive line as a senior... Earned all-league first team honors as a senior and honorable mention accolades as a sophomore and junior... Team was 6-3 his senior season... Also played basketball.

**Personal:**

Son of Sherie and Brent Spencer... Has one brother and one sister... Had a cousin play basketball at Emporia State... Another cousin ran cross country at Oklahoma State... Major is pre-exercise science and he plans on attending graduate school... Likes sports, movies and being outdoors.



34

LINEBACKER  
6-0 | 227 | JR.  
MULVANE, KAN.  
(MULVANE HS)

## HULDON THARP

**Career Honors:**

2009: *Phil Steele Magazine* Freshman All-America First Team, *CollegeFootballNews.com* Freshman All-America Honorable Mention, Freshman All-Big 12 by *The Sporting News* and *Rivals.com*.

**2011 (So.):**

Played in 10 games as a reserve linebacker and on special teams... Missed the Oklahoma and Kansas State games with an injury... Made season-best five tackles against Northern Illinois ... Had three tackles in four other games, including three solo stops at Oklahoma State... Returned to the lineup and had a solo stop on special teams at Texas... Added two assisted tackles at Iowa State.

**2010 (RS):**

Missed the season due to a leg injury suffered early in training camp.

**2009 (Fr.):**

Made a big impact in his first season as a true freshman, earning several honors... Named a *Phil Steele Magazine* Freshman All-America first-team selection and an honorable mention choice by *CollegeFootballNews.com*... Was a Freshman All-Big 12 choice by *The Sporting News* and *Rivals.com*... Started seven-straight games to open Big 12 Conference play... Registered 59 tackles to rank fifth on the team... Broke up two passes on the year (Oklahoma and Nebraska)... Had a season-best 13 tackles against Nebraska... Registered 10 tackles against Duke... Also made nine stops at Kansas State.

**High School:**

A four-year letterwinner... Played linebacker and running back... Was an all-state first team selection as a linebacker... Earned all-state honorable mention running back honors... Was a two-time all-league first team selection at both positions... Rushed for more than 3,000 yards and 40 touchdowns in his career... Defensively, registered more than 400 tackles... Team was 5-5 his senior season... Competed in track and basketball for one season each.

**Personal:**

Son of Robin and Chad Tharp and Darla Stephenson... Has one brother and one sister... Major is pre-sport science: community health... Would like to obtain a master's degree.

**Tharp's Career Stats**

Defense	G-S	UT	AT	Tot	TFL	Sacks	FF	FR-Yards	INT	PBU	Blks	QBH
2009	12-7	31	28	59	0.5-1	0-0	0	0-0	0-0	2	0	2
2010	Did Not Play - Injured											
2011	10-0	14	8	22	0-0	0-0	0	0-0	0-0	0	0	0
Total	22-7	45	36	81	0.5-1	0-0	0	0-0	0-0	2	0	2

**Tharp's Career Highs**

TACKLES: 13, vs. Nebraska (2009)  
TACKLES FOR A LOSS: 0.5, at Kansas State (2009)  
PASS BREAKUPS: 2, vs. Duke (2009)



HULDON THARP





82

WIDE RECEIVER  
6-3 1/2 | 185 | SO.  
BUTLER, N.J.  
(BUTLER HS)

## ANDREW TURZILLI

**Career Honors:**

2012: Named to Athletic Director's Honor Roll during spring semester.

**2011 (Fr.):**

Played in three games... Made career debut against Northern Illinois... Tallied three catches for 37 yards and a touchdown at Georgia Tech... One of eight Jayhawks to catch a touchdown pass in 2011.

**2010 (RS):**

Redshirted his first season at Kansas.

**High School:**

Named all-state first team, all-Daily Record, all-conference, all-area and all-tri-state after his senior season... As a senior he pulled in 54 receptions for 953 yards and 11 touchdowns in 12 games... Team finished 10-2 his senior season... Named all-conference as a junior... Caught 38 passes for 685 yards and seven touchdowns in just five games as a junior after transferring midway through the season... Lettered three seasons as a wide receiver and defensive back... Also played basketball.

**Personal:**

Born in Mesa, Ariz... Son of Kathy Turzilli... Has three sisters... Major is pre-health and physical education... Would like to be a teacher.

**Turzilli's Career Stats**

Receiving	G-S	Rec.	Yards	TD	Avg.	Long
2011	3-0	3	37	1	12.3	14
<b>Total</b>	<b>3-0</b>	<b>3</b>	<b>37</b>	<b>1</b>	<b>12.3</b>	<b>14</b>

**Turzilli's Career Highs**

RECEPTIONS: 3, at Georgia Tech (2011)  
RECEIVING YARDS: 37, at Georgia Tech (2011)  
LONGEST RECEPTION: 14, at Georgia Tech (2011)  
RECEIVING TDs: 1, at Georgia Tech (2011)



71

DEFENSIVE LINEMAN  
6-3 | 300 | JR.  
TULSA, OKLA.  
(WASHINGTON HS)

## JOHN WILLIAMS

**Career Honors:**

2012: Named to Athletic Director's Honor Roll during spring semester.

**2011 (RS):**

Started KU's first two contests at defensive tackle... Made three tackles and recovered a fumble against McNeese State... Injured in the first quarter against Northern Illinois and missed the rest of the 2011 season ... Given a medical hardship.

**2010 (So.):**

Played in all 12 games at defensive tackle... Earned a start at Iowa State and responded with a career-high five tackles... Made 12 tackles on the year... Had one tackle for loss during the year, while also breaking up a pass at Baylor and forcing a fumble the next week at Kansas State.

**2009 (Fr.):**

Began the season as a backup on the offensive line, seeing limited action... Was moved to defensive tackle before the Colorado game and started that contest... Started the final seven games of the year at defensive tackle... Made six tackles on the season... Recorded tackles in five games, including two at Texas Tech.

**2008 (RS):**

Redshirted his first year at Kansas.

**High School:**

An all-state first team selection by the *Tulsa World* and *Rivals.com*... Named all-metro after his senior year... Was a three-time all-district selection... Earned Rivals.com all-state honors as a junior and a senior... Ranked among top 10 players in the state of Oklahoma by *Mark Rodgers' Oklahoma Pigskin Preview*... Also competed in track and field... Won a strongest man competition at his high school in 2007.

**Personal:**

Born in Tulsa, Okla... Major is psychology... Son of John Williams and Tralynda Crook... Has one brother and one sister... Father played college basketball.

**Williams' Career Stats**

Defense	G-S	UT	AT	Tot	TFL	Sacks	FF	FR-Yards	INT	PBU	Blks	QBH
2009	11-7	5	1	6	0-0	0-0	0	0-0	0-0	0	0	0
2010	12-1	6	6	12	1.0-2	0-0	1	0-0	0-0	1	0	0
2011	2-2	1	3	4	0-0	0-0	0	0-0	0-0	0	0	0
<b>Total</b>	<b>25-10</b>	<b>12</b>	<b>10</b>	<b>22</b>	<b>1.0-2</b>	<b>0-0</b>	<b>1</b>	<b>0-0</b>	<b>0-0</b>	<b>1</b>	<b>0</b>	<b>0</b>

**Williams' Career Highs**

TACKLES: 5, at Iowa State (2010)  
TACKLES FOR A LOSS: 0.5 (2x), MR: vs. Texas A&M (2010)  
PASS BREAKUPS: 1, at Baylor (2010)



2

LINEBACKER  
6-2 | 240 | JR.  
HOUSTON, TEXAS  
(EISENHOWER HS/BUFFALO)

## DARIUS WILLIS

### Career Honors:

2010: KU Compete Team Defensive Player of the Year, KU Compete Team Defensive Player of the Week vs. North Dakota State and Texas A&M, KU Compete Team Special Teams Player of the Week vs. New Mexico State.

### 2011 (So.):

Started at middle linebacker in all 12 games... Ranked 21st in the Big 12 with 81 tackles... Second on team in TFLs (8.0)... Recorded a season-best 10 tackles against Oklahoma... Made eight tackles against Texas Tech... Chipped in seven stops against McNeese State, including first career sack... Also had seven stops at Oklahoma State... Recorded six tackles against Northern Illinois... Matched season high with 10 tackles at Texas A&M... Also recorded two stops behind the line of scrimmage against the Aggies.

### 2010 (RS):

Selected KU Compete Team Defensive Player of the Year... Named KU Compete Team Defensive Player of the Week vs. North Dakota State and Texas A&M... Named KU Special Teams Compete Team Player of the Week vs. New Mexico State... Redshirted his first season at Kansas after transferring from Buffalo.

### 2009 (At Buffalo):

Only true freshman to start a game for Buffalo in 2009... Started two games before suffering a season-ending injury in the fourth game... Had 10 tackles with 2.5 for loss, including a sack for 11 yards... Had four tackles against Pittsburgh... Added three tackles and a sack at Central Florida... Made three stops and a 1.5 tackles for loss at Temple.

### High School:

Was an all-state second-team selection as a senior by 5A TexasFootball.com... Earned all-district first-team accolades as a senior... Recorded 130 tackles and two interceptions as a senior.

### Personal:

Major is pre-business.

### Willis' Kansas Career Stats

Defense	G-S	UT	AT	Tot	TFL	Sacks	FF	FR-Yards	INT	PBU	Blks	QBH
2011	12-12	48	33	81	8.0-13	1.0-4	0	0-0	0-0	0	0	0
Total	12-12	48	33	81	8.0-13	1.0-4	0	0-0	0-0	0	0	0

### Willis' Kansas Career Highs

TACKLES: 10 (2x), MR: at Texas A&M (2011)  
TACKLES FOR A LOSS: 2.0 (3x), MR: at Texas A&M (2011)  
SACKS: 1.0, vs. McNeese State (2011)



90

DEFENSIVE LINEMAN  
6-3 | 285 | JR.  
OLATHE, KAN.  
(OLATHE NORTH HS)

## KEVIN YOUNG

### Career Honors:

2012: Named to Athletic Director's Honor Roll during spring semester. 2009: KU Defensive Scout Player of the Year, KU Defensive Scout Player of the Week vs. Southern Mississippi and Missouri.

### 2011 (So.):

Played in nine games, making four starts on the defensive line... Missed the Kansas State and Baylor games... Made two tackles against McNeese State and one against Northern Illinois... Had a pass breakup against Texas Tech.

### 2010 (Fr.):

Played in all 12 games and started each of the first six games at defensive end... Recorded 14 tackles on the season... Best game statistically was three tackles against New Mexico State... Made two tackles in four other games... Broke up a pass against Texas A&M.

### 2009 (RS):

Redshirted his first year at KU... Named the George Mrkonic Defensive Scout Player of the Year for the Jayhawks... Named KU Defensive Scout Player of the Week vs. Southern Mississippi and Missouri... Arrived on campus for spring of 2009.

### High School:

A three-year letterwinner at Olathe North HS... Played tight end and defensive end... Was an all-state, all-league and all-city selection... Team was 8-3 his senior season and advanced to the second round of the state playoffs... As a junior he recorded 80 tackles and 12 sacks while earning all-league second team honors... Also played basketball... Was all-city and all-league.

### Personal:

Son of Michelle and Jason Young... Has two brothers... Major is pre-sport science: community health.

### Young's Career Stats

Defense	G-S	UT	AT	Tot	TFL	Sacks	FF	FR-Yards	INT	PBU	Blks	QBH
2010	12-6	5	9	14	0-0	0-0	0	0-0	0-0	1	0	0
2011	9-4	1	2	3	0-0	0-0	0	0-0	0-0	1	0	0
Total	21-10	6	11	17	0-0	0-0	0	0-0	0-0	2	0	0

### Young's Career Highs

TACKLES: 3, vs. New Mexico State (2010)  
PASS BREAKUPS: 1 (2x), MR: vs. Texas Tech (2011)





67

OFFENSIVE LINEMAN  
6-4 | 312 | SR.  
ROSSVILLE, KAN.  
(ROSSVILLE HS)

## DUANE ZLATNIK

**Career Honors:**

2012: Named to Athletic Director's Honor Roll during spring semester. 2011: Named All-Big 12 Honorable Mention by the Associated Press and the conference's coaches, KU's Offensive Player of the Week vs. McNeese State. 2009: KU Defensive Scout Team Player of the Week vs. Duke. 2008: KU Defensive Scout Team Player of the Week vs. Kansas State.

**2011 (Jr.):**

Started all 12 games at right guard... Has made 20 consecutive starts at guard, and 21 total starts in his career... Helped Jayhawk offense rack up 534 yards, including 253 on the ground, against NIU... Named KU's Offensive Player of the Week after the McNeese State game.

**2010 (So.):**

Started the season opener at left guard and then started the final eight games at right guard in his first season on the offensive line.

**2009 (Fr.):**

Saw limited time as a backup on the defensive line... Named KU Defensive Scout Team Player of the Week vs. Duke.

**2008 (RS):**


Named KU Defensive Scout Team Player of the Week vs. Kansas State.

**High School:**


Earned all-state first team honors by the *Topeka Capital Journal*... A Class 3A all-state selection... A Class 3A first team selection by the *Wichita Eagle* as a junior... Earned all-league honors as a sophomore... Selected to play in the Kansas Shrine Bowl... Played tight end and defensive end... Had 116 tackles on defense and 11 touchdowns on offense... Lettered in wrestling and track... Won three state wrestling titles... Posted a 144-14 career record in wrestling.

**Personal:**

Born in Rossville, Kan... Major is American studies... Son of Tammy and Alan Zlatnik... Has one brother and one sister... Father played football and baseball at Washburn.



DUANE ZLATNIK



22

CORNERBACK  
5-11 | 199 | FR.  
HOUSTON, TEXAS  
(ALIEF TAYLOR HS)

## GREG ALLEN

**High School:**

Recorded 58 total tackles, 13 pass breakups and one interception during senior season at Alief Taylor HS... A first team All-District honoree in both 2010 and 2011, earning District 18-5A Defensive Player of the Year honors in 2011... Earned honorable mention All-District honors in 2009... Ranked as one of the top 25 defensive backs in Texas by Dave Campbell... Named to 2011 Pre-Season All-Greater Houston High School Football Team by Touchdown Club of Houston... A three-year letterwinner in football... Also competed in track and field at Alief Taylor, earning team MVP honors as a junior... Coached by J.D. Jordan at Alief Taylor.

**Personal:**

Son of Camella Allen... Born in New Orleans, La., but moved to Houston following Hurricane Katrina... His cousin, Shawn Allen, plays football at Grambling... Selected Kansas over Utah, Ole Miss and Memphis.



58

LINEBACKER  
6-2 | 195 | FR.  
DALLAS, TEXAS  
(CARTER HS)

## COURTNEY ARNICK

**High School:**

A three-star linebacker according to Rivals.com... Rated the 13th-best linebacker in the Dallas Metro area by the *Dallas Morning News*... Earned unanimous first team District 11-4A honors following his senior season... Had a 60-yard fumble return for a touchdown in his school's 'Super Bowl' rivalry game against Kimball HS during his senior season... Recorded 112 tackles (60 solos), 16 TFLs, three pass breakups and one interception in 2011... Voted Carter's team MVP as a senior... Named to ESPN Dallas/Fort Worth's, District 11-4A's, 2011 Preseason watch list... Served as team captain as a senior... Coached by Patrick Williams at Carter HS... Also competed in track and field, where he placed second at the district meet in the discus and fourth in the shot put as a junior... An excellent student, ranked seventh in his graduating class at Carter and was the senior class vice president.

**Personal:**

Son of Carla and Curlie Arnick... Brother, Curnelius, recently completed his collegiate career at Tulsa, where he was a four-year starter at linebacker and led the Golden Hurricane with 159 tackles in 2011... Also considered Boise State, Houston, Colorado State and Memphis.



6

QUARTERBACK  
6-2 | 215 | SO.  
REDWOOD CITY, CALIF.  
(NEW CANAAN PREP/CITY COLL. OF SAN FRANCISCO)

## TURNER BATY

**2011 (At City College of San Francisco):**

Named Most Valuable Player of the California Community College Athletic Association state championship after leading City College of San Francisco to the title and a perfect 12-0 mark in 2011... CCSF were named the 2011 JC Football National Champions... Completed 178 of 265 pass attempts, good for 62.2 percent... Threw for 2,410 yards and 23 touchdowns, with just five interceptions... Also recorded 249 yards rushing and seven TDs on the ground... Coached by George Rush at CCSF.

**High School:**

Played his senior season at New Canaan Prep (Conn.), leading the Rams to their fourth-straight CIAC Championship... Named MVP of the state championship game after leading New Canaan Prep to a 28-0 win... Threw for 2,452 yards and 26 TDs in his one season at New Canaan... Spent his sophomore and junior seasons at Menlo-Atherton (Calif.) High School... Threw for 1,800 yards, with 18 touchdowns and just six interceptions as a junior... Also rushed for 200 yards and two TDs... Helped lead Menlo-Atherton to a 22-4 overall mark and a perfect 12-0 mark in conference play during his two seasons with the Bears.

**Personal:**

Son of Kathleen Baty and Greg Baty... Father, Greg, played tight end at Stanford, while his grandfather played at Michigan.



74

OFFENSIVE LINEMAN  
6-6 | 300 | FR.  
OVERLAND PARK, KAN.  
(BLUE VALLEY WEST HS)

## BRIAN BECKMANN

**High School:**

Named the top offensive lineman prospect and third overall prospect in the state of Kansas by Rivals.com heading into senior campaign... Missed his senior season at Blue Valley West due to injury... Earned honorable mention All-Eastern Kansas League honors as a junior... Coached by Scott Wright at BVVHS... Also lettered in track and field at Blue Valley West and taking second in the discus and third in the shot put at 2011 Kansas State Track and Field Championships... An outstanding student... Member of the National Honor Society, the BVVHS Honor Roll and the German Club.

**Personal:**

Son of Cathy and Bruce Beckman... Father, Bruce, was a wrestler at Nebraska... Plans to major in English at KU... Chose Kansas over Kansas State.





**86**

**TIGHT END**  
6-6 | 240 | JR.  
ST. LOUIS, MO.  
(MAPLEWOOD HS/SCOTTSDALE CC)

## CHARLES BROOKS

**2011 (At Scottsdale CC):**  
One of the top junior college tight ends in 2011 by Rivals.com... Played in nine games during the 2011 season for Scottsdale Community College, catching 26 passes for 317 yards and five touchdowns... Missed two games with an injury... Coached by Doug Madoski at SCC.

**High School:**  
Did not start playing football until his senior year of high school... During his lone season at Maplewood HS he caught 33 passes for 769 yards and eight touchdowns... Helped lead his team to a near perfect season and the Missouri Class 2 State Semi-Finals... Member of the 2010 Class 2 All-State Football squad as well as All-Metro Football team... Suited up as a power forward for the school's basketball team... Named MVP and All-South Central Athletic Association First Team member for 2008-09 basketball season.

**Personal:**  
Son of Anita Williams... Chose Kansas over Ole Miss, New Mexico, Middle Tennessee and FIU.



**75**

**OFFENSIVE LINEMAN**  
6-7 | 295 | FR.  
KIRTLAND HILLS, OHIO  
(ST. EDWARD HS)

## SEAN CONNOLLY

**High School:**  
Helped St. Edward to a perfect 15-0 record and a Division I state championship during the 2010 campaign... St. Edward finished with an 8-4 mark during the 2011 season, falling in the regional semi-finals... Member of an offensive line that had three players moving on to BCS schools following graduation... Coached by Rick Fionti at St. Edward... Played varsity basketball during his freshman and sophomore years at St. Edward... An outstanding student... Member of the St. Edward Honor Roll and is a student ambassador.

**Personal:**  
Son of Melissa and Tim Connolly... Picked Kansas over Akron, Marshall and Wyoming.



**36**

**HALFBACK**  
5-11 | 210 | JR.  
MILL CREEK, WASH.  
(JACKSON HS/COLLEGE OF THE SISKIYOU)

## TAYLOR COX

**2010-11 (At College of the Siskiyous):**  
Selected as an All-American by the California Community Colleges Football Association following his sophomore season... Rushed for 1,507 yards and 14 touchdowns in 10 games during 2011 season... Claims school records for rushing yards in a game (326), career (2,744) and touchdowns in career (31)... Tallied 1,237 yards rushing and 14 touchdowns on 212 carries as a freshman... Also had 31 receptions for 148 yards and three TDs in 2010... Coached by Charlie Roche at College of Siskiyous.

**High School:**  
Named First Team All-Wesco during junior and senior seasons at running back as well as at cornerback at Jackson HS... Rushed for 2,014 yards and 18 touchdowns over his final two high school seasons... Also recorded 307 receiving yards and four touchdown catches... Rushed for over 200 yards in three games during his senior season... Helped lead Jackson to Wesco South Championship in 2008... Played in Washington State Football Coaches Association All-State game in spring of 2009.

**Personal:**  
Son of McCall Cox... Chose KU over Utah State.





8

WIDE RECEIVER  
6-3 | 205 | JR.  
LANDOVER, MD.  
(COOLIDGE HS/ARIZONA WESTERN CC)

## JOSH FORD

### 2010-11 (At Arizona Western CC):

Earned All-ACCAC and All-Western States Football League first team honors in 2011... As a sophomore at Arizona Western Community College he recorded 58 receptions, good for 845 yards and 10 touchdowns, which were all team highs ... Had six catches for 117 yards and a TD in the 2011 El Toro Bowl, which was the NJCAA National Championship game... As a freshman at AWCC he hauled in 20 receptions, good for 252 yards and a touchdown... Suited up for Tom Minnick at AWCC.

### High School:

Played wide receiver and kick returner for the Colts of Calvin Coolidge HS in Washington, D.C... Earned two letters in football and helped lead the Colts to a 9-3 mark during his junior season and the first round of the playoffs... Named team MVP as a senior... Also lettered as a sprinter for the Colts' track & field team, earning Most Valuable Runner honors as a senior... Was a member of the top 4x200-meter relay team in the nation in 2009-10.

### Personal:

Son of Lynette Ford.



94

DEFENSIVE LINEMAN  
6-3 | 280 | FR.  
GARLAND, TEXAS  
(SACHSE HS)

## TYLER HOLMES

### High School:

Recorded 104 tackles, five sacks, 28 quarterback hurries, five pass breakups and three forced fumbles playing both defensive tackle and defensive end ... Named first team All-District and was named Sachse HS team MVP and Defensive Lineman of the Year ... Helped his team reach the second round of the Texas Class 5A State Playoffs during his senior year ... Played for Mark Behrens at SHS.

### Personal:

Son of Linda and Tony Holmes ... Father, Tony, played football at Arkansas ... Uncle, Kevin Holmes, also played football at Arkansas ... Chose Kansas over Western Kentucky and Central Arkansas ... Would like to major in graphic design.



51

LINEBACKER  
6-2 | 235 | SR.  
BURBANK, CALIF.  
(NOTRE DAME HS/NOTRE DAME)

## ANTHONY MCDONALD

### 2011 (Jr. at Notre Dame):

Saw action in four games, collecting three total tackles.

### 2010 (So. at Notre Dame):

Played in 11 games for the Irish ... Totaled 11 tackles... Recorded six solo and three assisted stops... Registered three tackles against Michigan State, Stanford and Miami (Fla.).

### 2009 (Fr. at Notre Dame):

Appeared in all 12 games during 2009 season, making his first career appearance against Nevada in Notre Dame's season opener... Recorded 10 total tackles... Notched multi-tackle games against Nevada and Connecticut... Also recorded one tackle each against Michigan State, USC, Washington State, Navy and Stanford.

### 2008 (RS):

Did not see any game action and was redshirted.

### High School:

Selected to play in U.S. Army All-American Bowl in San Antonio... Placed on all-Southern California team by Southern California Football Coaches Association and Orange County Register... Named to first-team all-Southern California team by GoldenStatePreps.com ... Named a third-team all-state selection by CalHiSports.com as a senior... Recorded 79 tackles and one sack in 11 games during senior season... Named to the 2007 L.A. Times preseason All-Southland team... One of just two juniors selected to the all-CIF Pac-5 Division team... Selected to the second team all- state underclass squad following junior season in which he recorded 101 tackles, 30 tackles for loss, 10 sacks and forced five fumbles ... Ranked by Scout.com the eighth-best middle linebacker in the country and the 16th- best prospect in California... Considered the 22nd-best player in California by SuperPrep and the third-best linebacker in the state... Rivals.com rated him No. 31 in the state of California and the 11th-best inside linebacker... three-year starter for the Knights... As a sophomore starting in the Southern Section Division III championship game, recorded 22 tackles in a loss to Dominguez H.S... Played for coach Kevin Rooney at Notre Dame HS.

### Personal:

Son of Mike and Cathy McDonald... Father Mike played at USC and was a long snapper for the Los Angeles Rams in the NFL... Cousin Bruce Luizzi also played at USC... High school teammate of fellow Jayhawk Dayne Crist... Graduated from Notre Dame in May of 2012 with a degree in sociology.






**97**

DEFENSIVE LINEMAN  
6-3 | 310 | JR.  
ATHENS, TEXAS  
(ZION ACADEMY/TRINITY VALLEY CC)

## TY MCKINNEY

**2010-11 (At Trinity Valley CC):**  
Tied for fourth during 2011 season in the Southwest Junior College Conference with four sacks, which also led his team... Compiled 27 total tackles, two of which were for a loss and added a fumble recovery during his sophomore campaign at Trinity Valley... Played for Brad Smiley at Trinity Valley CC.

**High School:**  
Recorded 39 stops and two fumble recoveries during his senior year at Zion Academy... Garnered Defensive Player of the Year honors for District 7-4A West following his 2009 season at Zion Academy... Named first team All-District as a junior and senior... Earned three letters in football.

**Personal:**  
Son of Lyedea Caston and Alex McKinney... Brother, Adrick McKinney, played basketball at TCU... Uncle, Norman McKinney, played football at Texas State... Plans to major in education at Kansas and would like to pursue a career in coaching... Also considered Houston, UTEP and Arkansas State.




**32**

LINEBACKER  
6-2 | 225 | FR.  
TAMPA, FLA.  
(BERKELEY PREP HS)

## SCHYLER MILES

**High School:**  
Made 123 total stops and 60 solo tackles during senior season at Berkeley Prep... Forced four fumbles and also had four sacks... Led Berkeley Prep to an undefeated season in 2011 and Class 3A-District 5 title... Named to the *Tampa Tribune's* and *St. Pete Times All-State* and All-Hillsborough County First Team as a linebacker... Rated the 27th best inside linebacker in the nation by Rivals.com... Saw action at fullback and tight end for the Berkeley offense, collected 52 rushing yards on 16 carries and 88 receiving yards on four catches... Played for Dominic Ciao at Berkeley Prep.

**Personal:**  
Son of Susan Miles and Brandon Miles... Father, Brandon, competed in both football and wrestling at Indiana... Considered Florida, Notre Dame and West Virginia before choosing Kansas.



**14**

CORNERBACK  
6-1 | 185 | JR.  
SUWANEE, GA.  
(PEACHTREE RIDGE HS/E. LOS ANGELES COLL.)

## NASIR MOORE

**2011 (At East Los Angeles College):**  
Played the 2011 season at East Los Angeles College where he was coached by Lynn Cain ... Helped lead ELAC to an 8-3 mark and a win over Santa Monica in the American Division Championship Bowl game ... Named Defensive Player of the Game honors in the American Division Championship Bowl game ... Recorded 21 tackles, including 17 solo tackles, in 2011 ... Also had 1.5 TFLs, eight interceptions, ten pass breakups and one sack ... His eight interceptions were the most in the California Community College Athletic Association ... Earned first team SCFA All-Mountain Conference at cornerback.

**2010 (At West Hills CC):**  
Spent the 2010 season at West Hills Community College where he started two games at wide receiver.

**High School:**  
Started as a junior and senior at wide receiver at Peachtree Ridge High School... Also participated in track at PRHS.

**Personal:**  
Son of Isis Spencer and Samir Moore... Chose Kansas after considering BYU and Utah.



**92**

DEFENSIVE END/LINEBACKER  
6-4 | 220 | FR.  
BIRMINGHAM, MICH.  
(SEAHOLM HS)

## NEAL PAGE

**High School:**  
A three-year starter at defensive end at Seaholm HS... Set the all-time records at SHS in tackles for a loss, tackles by a defensive lineman and most quarterback pressures... Finished his high school career ranked third in school history with 20.5 sacks... Received All-Area honors and was named a First Team All-OAA selection... Had three different coaches at SHS, including Jim Pobursky his senior season... Helped guide the Maples to the State Playoffs as a senior, the first time SHS had advanced in six seasons... A two-time team captain.

**Personal:**  
Son of Roberta and Rod Page... Chose Kansas after considering Bowling Green, Central Michigan and Illinois.



11

WIDE RECEIVER  
5-10 | 168 | FR.  
OVERLAND PARK, KAN.  
(BISHOP MIEGE HS)

## TRE' PARMALEE

### High School:

Set every single-season receiving record at Bishop Miege in 2011 as he recorded 1,164 yards on 82 receptions to go along with 15 touchdowns... Earned first team All-State honors from the *Kansas City Star*, *Wichita Eagle* and the *Topeka Capitol Journal*... Also named to the *Kansas City Star's* All-Metro team... Took home the Otis Taylor Award, for the best wide receiver in Kansas City... Earned Top 11 honors from both the *Topeka Capitol Journal* and the *Wichita Eagle*... Named first team All-EKL as both a wide receiver and a defensive back... Tallied 57 tackles and five interceptions on defense... Played for current KU offensive line coach, Tim Grunhard, at Bishop Miege.

### Personal:

Son of Angel and Bernie Parmalee... Father, Bernie, is currently the tight ends coach with the Kansas City Chiefs and had a nine year NFL career with the Miami Dolphins and New York Jets... Chose Kansas over Northern Illinois... Plans to major in sports management.



84

TIGHT END  
6-4 | 255 | SR.  
BLACKWOOD, N.J.  
(CAMDEN CATHOLIC HS/NOTRE DAME)

## MIKE RAGONE

### 2011 (Sr. at Notre Dame):

Saw action in two games for Notre Dame before suffering a season-ending injury ... Recorded one catch for 10 yards ... Following the season, was granted a sixth year of eligibility by the NCAA.

### 2010 (Jr. at Notre Dame):

Played in 12 games for the Irish, starting against Tulsa and Utah ... Recorded three receptions for 32 yards ... Registered catches in three consecutive games (Pittsburgh, Western Michigan and Navy).

### 2009 (So. at Notre Dame):

Saw action in all 12 games at tight end after returning from season-ending injury in 2008 ... Started seven contests (did not start against Michigan, Michigan State, USC, Boston College, Navy) ... Started as primary tight end in final three games and started as second tight end against Nevada, Purdue, Washington and Washington State ... Ended season with six catches for 60 yards ... Made first career start against Nevada in the season opener ... Hauled in first catch of year against Washington State, good for six yards ... Set career high in receiving yards (33 yards on two receptions) against Navy, including career-best 30-yard reception ... Set career high in receptions against Connecticut, hauling in three passes for 21 yards.

### 2008 (RS at Notre Dame):

Did not see any game action ... Missed the entire season after undergoing surgery to repair torn ACL following training camp practices.

### 2007 (Fr. at Notre Dame):

Saw action in 11 games as a freshman on special teams and as a reserve tight end ... Recorded six tackles on special teams ... Registered the first catch of his career for seven yards vs. Navy.

### High School:

Selected for U.S. Army All-American Bowl in San Antonio but did not play ... Sat out his senior year recovering from an offseason knee injury ... Rated the No. 3 tight end in the country, third-best player in New Jersey and 83rd-best prospect in the nation by Rivals.com ... Named the No. 2 tight end in the nation and 33rd-best prospect by CSTV/Tom Lemming ... Also the top heavyweight wrestler in the East... Won the 2005 Beast of the East wrestling tournament competing as a heavyweight... Rated the 55th-best prospect in the nation and No. 2 tight end in his class on the ESPN 150 list... Listed as one of six tight ends on the National 100 list by *Fort Worth Star-Telegram*... Named to the Scout.com National 100 list where he was ranked as the second- best tight end in the nation, the fourth-best player in New Jersey and the No. 56 prospect in the country ... Selected a second-team All-American by Scout.com ... Rated 36th-best prospect nationally - and No. 2 among tight ends, ninth in the East - on preseason basis for 2006 by *Sporting News High School Sports*... One of top five tight ends nationally on 2006 preseason basis by CBS Sportsline.com College Football Preview... Named first-team All-South Jersey by the *Philadelphia Inquirer* as a junior after catching 35 passes for 720 yards and nine touchdowns... Played for coach Ricky Brown at Camden Catholic.

### Personal:

Son of Michael Ragone... His father, Michael, played football at Temple University... Has two brothers, Matthew and Anthony... Graduated from Notre Dame in May 2011 with a degree in sociology.









# 30

SAFETY  
5-11 | 185 | FR.  
PISCATAWAY, N.J.  
(PISCATAWAY HS)

## TEVIN SHAW

**High School:**

An outstanding player on both sides of the ball... Set seven Piscataway HS records this past season as a running back... Recorded the most rushing yards in a game (304) in the NJSIAA North Jersey, Section 2, Group 4 title game win... Also scored three touchdowns in the game, leading his team to victory... Ran for 1,596 yards and 24 touchdowns as a senior and was also PHS' top defensive player, playing both linebacker and safety... A First Team All-State selection and Middlesex County Player of the Year by the *Newark Star-Ledger*... Holds school record for career rushing yards (2,848), rushing touchdowns (45) and longest rush (98 yards)... Named 2011 Defensive Player of the Year by the *Somerville News Tribune* ... Recorded 90 tackles and seven interceptions in 2011... Coached by Dan Higgins at Piscataway HS... Also a standout wrestler at PHS... Placed second in the state wrestling at 171 pounds as a junior... Holds the school record for wins with 120 and is 25-0 as a senior wrestling in the 185-pound weight class... Led PHS wrestling team to the County Championship in each of the last three years, earning MVP honors in 2011... Also competed in track and field, running both the 100 and 200 meters and as a member of the 4x100 and 4x200-meter relay teams.

**Personal:**

Also fielded offers from Penn State, Maryland, South Carolina and Iowa... Son of Darlene and Stephen Shaw.



# 87

TIGHT END  
6-5 | 245 | FR.  
MCGREGOR, TEXAS  
(REICHER CATHOLIC HS)

## JORDAN SHELLEY-SMITH

**High School:**

Saw action for Reicher Catholic as both a wide receiver and tight end on offense and a defensive end on defense... Had 16 catches for 124 yards and two touchdowns as a senior... Also recorded three touchdowns for the RCHS defense in 2011... Named first team all-state as a tight end... Was an honorable mention member of the Super Centex team on defense... Reeled in six catches for 109 yards during his junior year, averaging 18 yards per catch with two touchdowns... Member of the Reicher Catholic team that captured the state title in 2009 ... Played for Mark Waggoner at Reicher Catholic... Also ran track at RCHS, competing in the 110 and 300 meter hurdles.

**Personal:**

Son of Tonya and Steve Smith and Dennis Smith... Father, Dennis, played offensive line at Baylor before going on to play in the NFL for both the New York Jets and the Washington Redskins... Stepfather, Steve, played wide receiver at Midwestern State.



# 39

LINEBACKER  
6-2 | 205 | JR.  
BROCKTON, MASS.  
(BROCKTON HS/NASSAU CC)

## JON SHELBY

**2010-11 (At Nassau CC):**


Played in 21 games during his two-year career at Nassau Community College... Helped lead the Lions to a 19-2 mark under head coach Curtis Gilliam, including a perfect 11-0 mark in 2010 and a No.3 NJCAA final ranking... Collected 82 tackles, 59 of which were solo stops, during his two seasons at NCC... Also recorded 12 TFLs for minus 33 yards, two sacks for minus seven yards, two pass breakups and one fumble recovery... Was honored as an All-Northeast Conference first team member at linebacker in 2011.

**High School:**

Averaged 20 tackles per game his senior season at Brockton HS... Also had four sacks and three fumble recoveries, while playing both inside and outside linebacker for the Boxers... Earned Big Three All-Star honors... Named to the Enterprise News All-Scholastics Defensive Team in 2009... Also competed in track and field at Brockton HS.

**Personal:**

Chose Kansas over Syracuse... Junior college teammate of current KU junior Aslam Sterling.



# 77

OFFENSIVE LINEMAN  
6-5 | 360 | JR.  
SPRINGFIELD GARDEN, N.Y.  
(BAYSIDE HS/NASSAU CC)

## ASLAM STERLING

**2010-11 (At Nassau CC):**

Played left tackle at Nassau Community College, started every game of his two year career with the program... Led the Lions to a combined 19-2 mark... Earned All-Northeast Football Conference honors in both his freshman and sophomore campaigns... Played under Curt Gilliam at NCC... Helped anchor an offensive line in 2010 that was responsible for a 1,000-yard rusher... Guided NCC to a perfect 11-0 mark and a No. 3 national ranking in 2010.

**High School:**

Earned All-Borough and All-City honors, while playing both center and right guard at Bayside High School (Queens, N.Y.).

**Personal:**

Son of April Sterling and Lawrence Sterling... Plans to major in business... Chose Kansas after receiving interest from West Virginia, Syracuse, Rutgers and Buffalo.



98

DEFENSIVE LINEMAN  
6-3 | 290 | SO.  
ROCK HILL, S.C.  
(NORTHWESTERN HS/GEORGIA MILITARY ACADEMY)

## KEON STOWERS

**2011 (At Georgia Military Academy):**  
Made 26 total stops during his sophomore year at Georgia Military College, including 10 solo tackles... Also recorded three TFLs and two interceptions... Coached by Bert Williams at Georgia Military College.

**High School:**  
Earned All-Region honors his senior season at Northwestern HS... Recorded 95 tackles, eight TFLs, five sacks and three interceptions... Ranked the 13th best player in the state of South Carolina following his senior season... Also earned two letters in track and field... Placed second in the state meet in the discus his senior year.

**Personal:**  
Would like to major in Physical Education at Kansas... Chose Kansas over Louisville, Iowa State, Indiana and South Alabama... Lists Larry Shaw as his mentor.



9

DEFENSIVE LINEMAN  
6-3 | 290 | JR.  
REDONDO BEACH, CALIF.  
(MIRA COSTA HS/EL CAMINO CC)

## JORDAN TAVAI

**2010-11 (At El Camino CC):**  
Named to the California Community College Football Coaches Association All-America team and All-Region IV as a defensive tackle following his sophomore season at El Camino ... Unanimous selection as the 2011 All-Northern Conference Defensive Player of the Year by the SFCA... Started all 10 games as a sophomore... Tallied 58 total tackles, seven TFLs, five sacks, two forced fumbles, two fumble recoveries and one blocked kick in leading El Camino to an 8-2 record and an appearance in the National Bowl... Started all 10 games as a freshman at El Camino... Recorded 30 tackles, six TFLs, 3.5 sacks, one fumble recovery and one blocked kick in 2010... Coached by John Featherstone at El Camino CC.

**High School:**  
Recorded 86 tackles during his senior season at Mira Costa HS, including 66 solo tackles... Also had five sacks and two fumble recoveries... Named All-CIF and All-Bay League first team at defensive line as a senior.

**Personal:**  
Son of Nua and Will Tavai... The oldest of six children... Brother, J.R., plays football at USC and played in seven games at defensive tackle as a freshman in 2011... Also considered Texas Tech and Washington State.



95

DEFENSIVE LINEMAN  
6-4 | 255 | SR.  
DENTON, TEXAS  
(RYAN HS/NEBRASKA)

## JOSH WILLIAMS

**2011 (Jr. at Nebraska):**  
Saw action in all 13 games, earning two starts... Collected 15 tackles, including 1.5 TFLs for minus three yards... Also had two quarterback hurries and one blocked kick.

**2010 (So. at Nebraska):**  
Played in 13 games and totaled 12 tackles, a quarterback hurry and a forced fumble... Had a season-high three tackles against both Idaho and Iowa State ... Also had a forced fumble against Idaho... Had six tackles in the last five regular-season games.


**2009 (Fr. at Nebraska):**  
Served as a backup behind starters Pierre Allen and Barry Turner at defensive end... Played in games against Florida Atlantic, Arkansas State and Louisiana-Lafayette, and made two solo stops and one assisted tackle... Had two tackles in the opener against FAU and a solo stop against Louisiana-Lafayette.

**2008 (RS at Nebraska):**  
Redshirted in his first season with the Cornhuskers.

**High School:**  
A standout for Coach Joey Florence at Denton's Ryan High School each of his final two years... Made 75 tackles, including 25 tackles for loss and 12 sacks, helping Ryan High School to a 6-5 record as a senior... Earned first-team all-district honors in the Class 4A ranks... Also earned first-team all-district honors as a junior in 2006 when he made 68 tackles, including 22 tackles for loss, and logged six sacks and six pass breakups... Regarded as one of the top 20 defensive ends in the country by ESPN.com, Rivals.com and Scout.com... Listed as the No. 19 prospect by the Dallas Morning News on its Area 100, while Rivals.com listed him among the top 50 players in Texas.

**Personal**  
Son of Rose Williams... Graduated from Nebraska with a degree in business administration in December 2011.



11

**CORNERBACK**  
6-0 | 193 | FR.  
STAFFORD, TEXAS  
(DULLES HS)

## TYREE WILLIAMS

**High School:**

Earned two letters in football at Dulles HS... Recorded 37 tackles and three interceptions while playing cornerback... Also had three touchdown catches for DHS at wide receiver... Earned first team All-District honors following his senior season... Coached by Jim Creech at Dulles... A three-year letterwinner in baseball and a two-year letterwinner in basketball... An All-District honoree in baseball.

**Personal:**

Son of Debra Woods... Chose KU over SMU and North Texas... Would like to major in business at Kansas.

## WALK-ONS



44

**TIGHT END**  
6-2 1/2 | 245 | RS-FR.  
SANTA ANA, CALIF.  
(ORANGE LUTHERAN HS)

## SCOTT BARON



56

**OFFENSIVE LINEMAN**  
6-1 1/2 | 275 | JR.  
LENEXA, KAN.  
(ST. JAMES ACADEMY/BENEDICTINE)

## JOSH BURGOON



22

**WIDE RECEIVER**  
5-10 | 180 | SO.  
SUPERIOR, COLO.  
(BLUE VALLEY WEST HS/UNLV)

## CONNOR EMBREE



||| TRAIN |||  
LIKE A  
JAYHAWK



2012 KANSAS FOOTBALL CLINIC







COACHES  
[KUATHLETICS.COM](http://KUATHLETICS.COM)



# CHARLIE WEIS

HEAD COACH/OFFENSIVE COORDINATOR | FIRST SEASON

Charlie Weis arrived at the University of Kansas on December 9, 2011, armed with an impressive legacy of success at the highest level of collegiate and professional football.

The 33-year coaching veteran coached 16 years in the NFL and assisted two of the greatest coaches in NFL history – Bill Parcells and Bill Belichick. Weis owns four Super Bowl rings and has played an integral role for teams that have appeared in six AFC Championship Games. As a head coach, the 2005 National College Coach of the Year led Notre Dame to back-to-back BCS Bowl Games in 2005 (Fiesta) and 2006 (Sugar); Notre Dame’s 19 victories those two seasons were the most for the Fighting Irish in a two-year span since 1992-93.

Weis spent the 2011 season as the offensive coordinator and quarterbacks coach at the University of Florida. In 2010 he was the Kansas City Chiefs’ offensive coordinator, helping guide the team to the AFC West title, its first 10-win season since 2005 and its first playoff berth in four years.

Weis previously served as offensive coordinator for the NFL’s New England Patriots (2000-04) and N.Y. Jets (1998-99). He was instrumental in the development of Patriots quarterback Tom Brady, who entered the league as a sixth-round pick in 2000 and who has since become a two-time Super Bowl MVP and five-time Pro Bowl performer.

Weis demonstrated his ability to tutor quarterbacks with the Fighting Irish as well. Brady Quinn (3,919 yards in 2005) and Jimmy Clausen (3,722 yards in 2009) put up the two most prolific passing seasons in Notre Dame history. Wide receiver Golden Tate also established eye-popping numbers under Weis, setting a Notre Dame record with 2,707 career receiving yards and taking home the 2009 Biletnikoff Award as the top receiver in the country. Tate also set single-season

school records in 2009 with 93 receptions and 1,496 yards and a school record-tying 15 touchdown grabs.

During Weis’ five-year stay with the Patriots – from 2000-04 – the club won three Super Bowls in a four-year span, only the second team in NFL history to



## Weis File

**Alma Mater:** .....Notre Dame, 1978  
**Wife:**..... Maura  
**Children:**..... Charlie, Jr., and Hannah

## Coaching History

2012-present ..... Kansas (HC)  
2011 .....Florida (Off. Coord./QB)  
2010 ...Kansas City Chiefs (Off. Coord./QB)  
2005-09 ..... Notre Dame (HC)  
2000-04...New England Patriots (Off. Coord./QB)  
1999 .....New York Jets (Off. Coord.)  
1998New York Jets (Off. Coord./WR)  
1997 ..... New York Jets (WR)  
1996 .....New England Patriots (WR)  
1995 ..... New England Patriots (RB)  
1993-94..New England Patriots (TE)  
1991-92.....New York Giants (RB)  
1990 .....New York Giants (Def. Asst./Asst. ST)  
1989 .....Franklin Township HS (HC)  
1988.....South Carolina (Asst. Rec. Coord.)  
1987 .South Carolina (Volunteer/DE)  
1986 ..... South Carolina (GA/LB)  
1985 ..... South Carolina (GA/DB)  
1980-84..... Morristown HS (Asst.)  
1979 ..... Boonton HS (Asst.)



## Pro Bowl Players


### NFL Players Weis coached to Pro Bowl Honors

- 1995**  
Ben Coates ..... TE, New England Patriots
- 1996**  
Curtis Martin...RB, New England Patriots
- 1997**  
Keyshawn Johnson ...WR, New York Jets
- 1998**  
Vinny Testaverde.....QB, New York Jets  
Keyshawn Johnson ...WR, New York Jets  
Curtis Martin..... RB, New York Jets
- 1999**  
Keyshawn Johnson ...WR, New York Jets  
Kevin Mawae..... OL, New York Jets
- 2001**  
Tom Brady ..... QB, New England Patriots  
Troy Brown ... WR, New England Patriots
- 2004**  
Tom Brady ..... QB, New England Patriots  
Corey Dillon....RB, New England Patriots
- 2010**  
Jamaal Charles.....RB, Kansas City Chiefs  
Dwayne Bowe.... WR, Kansas City Chiefs

accomplish that feat. New England was 53-27 (.663) during Weis' tenure and had a 9-0 playoff record.

Over Tom Brady's first four seasons as a starter in the NFL (2001-04), he ranked fourth in the NFL with 97 passing touchdowns and earned Super Bowl MVP honors in two of New England's three championship victories, while wide receiver Deion Branch earned the other. The Patriots produced two straight 14-2 seasons - in 2003 and 2004 - each capped by Super Bowl victories. New England rushed for 2,134 yards in 2004, the team's highest total since 1985.

In Weis' first stint with the Patriots, he helped the club earn its second AFC Championship in team history, reaching the Super Bowl following the 1996 season. Over the four years of his first tour with New England, Weis coached tight ends (1993-94), running backs (1995) and wide receivers (1996), helping players like



Ben Coates, Curtis Martin and Terry Glenn emerge as playmakers.

The Trenton, N.J., native spent three seasons (1997-99) on staff with the N.Y. Jets, working under head coach Bill Parcells. Weis came on staff as the wide receivers coach and was promoted to offensive coordinator in 1998. That season, the Jets advanced to the AFC Championship Game for the first time since 1982.

Weis first broke into the NFL as an assistant on Parcells' N.Y. Giants staff, first as a defensive/special teams assistant in 1990, then moving to running backs coach in 1991 and 1992. In his first season with the team, the Giants won the Super Bowl. He then helped Rodney Hampton to a pair of 1,000-yard rushing seasons.

Weis spent time working in the Giants' pro personnel department in 1989 before joining the team on a full-time basis. While doing that, he served as head coach



The Weis Family: Maura, Charlie, Jr., Charlie and Hannah.



# CHARLIE WEIS

HEAD COACH/OFFENSIVE COORDINATOR | FIRST SEASON

## Prominent Pupils

Collegiate Players Coached By Weis and selected in the NFL Draft

### 2006

- Anthony Fasano .....Miami Dolphins
- Dan Stevenson.....New England Patriots
- Maurice Stovall ..... Tampa Bay Bucs

### 2007

- Brady Quinn .....Cleveland Browns
- Victor Abiamiri.....Philadelphia Eagles
- Ryan Harris..... Denver Broncos
- Derek Landri..... Jacksonville Jaguars
- Mike Richardson ...New England Patriots
- Dan Santucci .....New England Patriots
- Chinedrum Ndukwe .....Cincinnati Bengals

### 2008

- John Carlson .....Seattle Seahawks
- Trevor Laws .....Philadelphia Eagles
- Tom Zbikowski ..... Baltimore Ravens
- John Sullivan.....Minnesota Vikings

### 2009

- David Bruton..... Denver Broncos

### 2010

- Jimmy Clausen ..... Carolina Panthers
- Golden Tate .....Seattle Seahawks
- Sam Young .....Dallas Cowboys
- Eric Olsen..... Denver Broncos

### 2011

- Kyle Rudolph.....Minnesota Vikings

### 2012

- Michael Floyd ..... Arizona Cardinals
- Harrison Smith.....Minnesota Vikings
- Robert Blanton .....Minnesota Vikings
- Darius Fleming..... San Francisco 49ers

\*Additionally Jeff Samardzija was drafted in the fifth round of the 2006 MLB Draft and is currently a starting pitcher for the Chicago Cubs.

at Township (N.J.) High School and led the team to the state championship.

From 1985-88, Weis worked as an assistant at South Carolina. He began his coaching career at Boonton (N.J.) High School in 1979 before serving five seasons at Morristown (N.J.) High School (1980-84).

In 2003, Weis and his wife Maura created the Hannah and Friends Foundation, a non-profit organization dedicated to improving the quality of life for children and adults with special needs. The foundation funds Hannah's Helping Hands, which provides quality-of-life grants to families across the country who care for children and adults with special needs. The Weis family opened the Hannah and Friends Neighborhood, a 40-acre facility north of South Bend, Ind., that provides much-needed housing and care services for adults with special needs.

Weis is the author of a 2006 autobiography (written with Vic Carucci) titled "No Excuses: One Man's

Incredible Rise Through the NFL to Head Coach of Notre Dame." His wife, Maura, is author of a 2008 book (written with Jessica Trobaugh Temple) titled "Miles from the Sideline"--a journey with the Weis' special needs daughter.

In the spring of 2008, Weis traveled to the Middle East as part of a contingent of college football coaches who were visiting military personnel stationed in the region.

Charlie and Maura Weis have two children, Charles Joseph and Hannah Margaret. Charlie Jr., recently completed his freshman year at KU, earning a perfect 4.0 GPA. Now in his sophomore campaign at Kansas, he is also serving as a student manager, working closely with the Jayhawk running backs and quarterbacks.





# HANNAH & FRIENDS

## CELEBRITY GOLF CLASSIC

2 • 0 • 1 • 3

June 21-22, 2013  
 Prairie Band Casino and Resort • Firekeeper Golf Course  
 Mayetta, Kansas



### \$25,000 Presenting Sponsorships

- Two foursomes (8 players slot) with two celebrity golfers
- Two tables of eight at Celebrity dinner
- Four-color full-page advertisement in the official Event Program
- Logo on pin flags, tee signs, invitations, and all printed materials for the weekend events
- An event banner noting the presenting sponsors will be displayed at the Golf Tournament
- Promotional item with sponsor logo will be printed with event logo and given to tournament players
- National exposure as event sponsor in newsletter to donors across the U.S

### \$10,000 Gold Sponsor

- One foursome (4 players slot) with one celebrity golfer
- One table of eight at Celebrity dinner
- Full-page advertisement in the official Event Program
- Mentioned on banners and signage at all events.

### \$5,000 Golf Sponsorship Package

- One foursome (4 players slot) with one celebrity golfer

### \$2,500 Corporate Sponsorship

- One table for eight at Celebrity dinner
- Half-page color ad in event program

### \$2,500 Golf Package

- One foursome (4 players slot)

### \$1,000 Hole Sponsorship

- Corporate Signage at one golf hole

#### Celebrity Golfers in Previous Years

.....

Charlie Weis	Mike Golic	Brady Quinn
Tom Brady	Rocket Ismail	Sterling Sharpe
Matt Cassel	Joe Montana	Golden Tate
		PLUS MORE...

CUT ALONG DOTTED LINE

SIGN UP USING THE FORM BELOW

# HANNAH & FRIENDS

*Awareness & Compassion*

[www.hannahandfriends.org](http://www.hannahandfriends.org)

CONTACT PERSON

COMPANY NAME

ADDRESS

CITY

STATE

ZIP

PHONE

EMAIL

\_\_\_\_\_ Presenting Sponsorship at \$25,000

\_\_\_\_\_ Gold Sponsorship at \$10,000

\_\_\_\_\_ Golf Sponsorship Package at \$5,000

\_\_\_\_\_ Corporate Sponsorship at \$2,500

\_\_\_\_\_ Golf Package at \$2,500

\_\_\_\_\_ Hole Sponsorship at \$1,000

\_\_\_\_\_ Ticket to Celebrity Dinner at \$300

\_\_\_\_\_ I am unable to attend, please accept my donation.

PLEASE MAKE CHECKS PAYABLE TO:

**Hannah and Friends** (Attn: Sharon Bui Green)  
 51250 Hollyhock Road South Bend, Indiana 46637

Questions can be directed to [sharon@hannahandfriends.org](mailto:sharon@hannahandfriends.org) or 574-214-7959.



# JEFF BLASKO

ASSISTANT SPECIAL TEAMS COORDINATOR/TIGHT ENDS COACH | FIRST SEASON

Jeff Blasko joined the Kansas football staff on Jan. 11, 2012. Blasko will work under head coach Charlie Weis as the assistant special teams coordinator and tight ends coach.

Blasko comes to Kansas after serving as Weis' right-hand man at Florida during the 2011 season. He was the Gators' quality control coach for offense, assisting Weis daily with all practice and game preparation, as well as player development. Following Weis' departure to become the head coach at Kansas, UF head coach Will Muschamp promoted Blasko to quarterbacks coach for Florida's Gator Bowl win over Ohio State.

Prior to his season at UF, Blasko spent three seasons at Akron as a graduate assistant working in both recruiting and with the offense. He was the Zips' graduate assistant during the 2008 and 2009 seasons under J.D. Brookhart. During the 2010 season Blasko worked under current KU recruiting coordinator/wide receivers coach Rob Ianello.

Blasko, a Pittsburgh, Pa., native coached in the Pennsylvania high school ranks before joining the Akron program. He was an assistant coach at Bethel Park High School (2006-07) and Steel Valley High School (2002-05), working on the offensive side of the ball with both teams.

Blasko graduated with his bachelor's degree in information sciences from Robert Morris University in Pittsburgh in 2005 before going on to earn his master's degree in sports administration from Akron in 2009.



## Blasko File

Alma Mater: .....Robert Morris, 2005

## Coaching History

- 2012-present..... Kansas (TE)
- 2011..... Florida (QC-Offense)
- 2009-10 .....Akron (GA-Offense)
- 2008..... Akron (GA-Recruiting)
- 2006-07..... Bethel Park HS (Asst.)
- 2002-05..... Steel Valley HS (Asst.)





# CLINT BOWEN

SPECIAL TEAMS COORDINATOR/DEFENSIVE BACKS COACH | FIRST SEASON

Former Kansas player and assistant coach Clint Bowen returned to his alma mater on Jan. 11, 2012, joining Charlie Weis' staff as the special teams coordinator and defensive backs coach.

Bowen recently completed a one-year stint as defensive coordinator and safeties coach for North Texas in 2011, having joined the Mean Green after spending the 2010 season at Western Kentucky, where he held the same position.

The Lawrence native and 1995 KU grad has returned to his roots as he has accumulated 12 years of coaching experience with the Jayhawks prior to joining the staff under Weis. He began his Kansas coaching career by working as a defensive graduate assistant coach for the Jayhawks in 1998 and 1999. He then served as assistant director of football operations during the 2000 season.

Bowen took over the role of special teams coordinator in 2001, a position he held at KU through the 2005 season. In addition to manning the special teams, Bowen also coached tight ends (2001), running backs (2002) and safeties (2003-05) during that time span.

In 2006 Bowen was promoted to co-defensive coordinator and continued coaching the Jayhawk safeties from 2003-09. Following the 2007 season he was elevated to defensive coordinator, helping guide the Jayhawks to a victory at the Insight Bowl in 2008.

During his previous stint on the KU coaching staff, the Jayhawks posted a 3-1 bowl record, including a 24-21 win over Virginia Tech in the 2008 Orange Bowl. Kansas finished the 2007 season with a 12-1 record and No. 7 national ranking



in both the Associated Press and ESPN/*USA Today* coaches polls.

Bowen had at least one of his players earn postseason All-Big 12 Conference recognition each year. The 2007 Kansas defense ranked fourth in the nation in scoring defense and ranked in the top 10 nationally in both passing defense and rushing defense.

Bowen was a hard-hitting defensive back for the Jayhawks in 1992-93 following one season at Butler County Community College. He led the KU defense in total tackles in 1993 with 114 total stops. That figure ranks as the third-most tackles by a Jayhawk defensive back in school history.

Bowen was instrumental in helping the Jayhawks to an 8-4 final record, a No. 22 national ranking and a win over Brigham Young in the 1992 Aloha Bowl. He was the recipient of the school's Willie Pless Tackler of the Year Award following his senior season in 1993.

He is the product of a football family. His father (Charley Bowen) was a high school All-American at Lawrence High School and his older brother (Charley, Jr.) was a four-year letterwinner as a defensive back for the Jayhawks (1989-92).

Bowen and his wife Kristie have two sons, Baylor and Banks.

## Bowen File

**Alma Mater:** .....Kansas, 1995  
**Wife:**..... Kristie  
**Children:**..... Baylor and Banks

## Coaching History

2012-present .....Kansas (ST Coord./DB)  
 2011 ..... North Texas (Def. Coord./DB)  
 2010 .. Western Kentucky (Def. Coord./DB)  
 2008-09 .....Kansas (Def. Coord./S)  
 2006-07.....Kansas (Co-Def. Coord./S)  
 2003-05.....Kansas (ST Coord./S)  
 2002 .....Kansas (ST Coord./RB)  
 2001..... Kansas (ST Coord./TE)  
 2000... Kansas (Asst. Dir. of FB Operations)  
 1998-99..... Kansas (GA)  
 1997 ..... Minnesota (GA)



*The Bowen Family: Baylor, Clint, Kristie and Banks.*



# DAVE CAMPO

DEFENSIVE COORDINATOR/DEFENSIVE BACKS COACH | FIRST SEASON

Dave Campo, a veteran coach who has experienced major success at every level of the game, was named defensive coordinator at the University of Kansas on Jan. 13, 2012. Campo also coaches the defensive backs as a member of first-year KU head coach Charlie Weis' staff.

Campo, who spent the first 18 years of his coaching career in the collegiate ranks, was the secondary coach on Jimmy Johnson's University of Miami staff for two seasons (1987-88). During his two seasons in Miami, the Hurricanes posted a 23-1 overall record and won the 1987 National Championship. Additionally, safety Bennie Blades was the 1987 Jim Thorpe Award winner before being selected with the third pick in the NFL draft by the Detroit Lions.

A standout defensive backs coach, Campo then began his NFL coaching career as he was hired by Dallas as an original member of Johnson's first Cowboys staff in 1989. He has 23 years of coaching experience in the NFL with 18 of those coming with the Cowboys. He has also held assistant coaching positions with the Cleveland Browns and Jacksonville Jaguars.

Campo played a key role in the development of Dallas teams that made eight playoff trips, won six division titles and claimed three Super Bowl titles. He began his career in Dallas coaching the secondary (1989-94) and then was promoted to defensive coordinator (1995-99) before working his way up to the head coaching position for the Cowboys, a post he held for three seasons from 2000 to 2002.

During his tenure in Dallas, he helped the team win consecutive Super Bowl championships in 1992 and 1993 and again in 1995.

In four of the five years that Campo directed the Dallas defense as coordinator, the Cowboys finished the year among the NFL's top-10 units, including a pair of top-three finishes. As the coordinator of the Cowboys defense, Campo helped guide the careers of some of the 1990s most dynamic defensive players - including Pro Bowlers Charles Haley, Darren Woodson, Deion Sanders, Tony Tolbert, Leon Lett, Russell Maryland and Dexter Coakley.

Prior to becoming defensive coordinator in 1995, Campo directed a secondary that had grown into one of the team's most productive



units. His 1994 squad led the NFL in pass defense and he coached strong safety Darren Woodson to All-Pro honors in 1995.

Most recently, Campo returned to the Cowboys where he spent the past four seasons (2008-11) working with the secondary. During that time he coached two players, Terence Newman and Mike Jenkins, to Pro Bowl appearances.

Prior to moving back to Dallas, Campo spent three seasons as the secondary coach and assistant head coach for Jack Del Rio's defense in Jacksonville. In each of his three years in Jacksonville, Campo's secondary either set - or exceeded - club records for interceptions.

In his final season with the Jags, Campo helped guide the club to an 11-5 record and a wildcard berth in the playoffs. Jacksonville defeated Pittsburgh in an opening-round road win before bowing out to the eventual undefeated AFC Champion Patriots in Foxborough. Under Campo, Rashean Mathis became the first Jaguars cornerback to be voted to the Pro Bowl as he tied for third in the NFL with a team-record eight interceptions in 2006.

Prior to joining the Jaguars, Campo served as the defensive coordinator for the Cleveland Browns for two seasons (2003-04). Under his guidance the 2003 Browns' defense finished with the club's best overall performance in 10 seasons.

Campo began his coaching career at his alma mater, Central Connecticut State, where he spent the 1971-72 seasons. He then moved to the University of Albany (1973), Bridgeport (1974), the University of Pittsburgh (1975), Washington State (1976), Boise State (1977-79), Oregon State (1980), Weber State (1981-82), Iowa State (1983) and Syracuse (1984-86). In addition to starring at defensive back in college, Campo twice earned All-East honors at shortstop at Central Connecticut State.

Campo and his wife, Kay, have six children: Angie, Eric, Beckie, Tommy, Shelbie and Michael.

## Campo File

- Alma Mater:** ..... Central Conn. St., 1973
- Wife:** ..... Kay
- Children:** ..... Angie, Eric, Beckie  
..... Tommy, Shelbie and Michael

## Coaching History

- 2012-present .... Kansas (Def. Coord./DB)
- 2008-11 ..... Dallas Cowboys (DB)
- 2005-07 .... Jacksonville Jaguars (Asst. HC/DB)
- 2003-04 .... Cleveland Browns (Def. Coord.)
- 2000-02 ..... Dallas Cowboys (HC)
- 1995-99 .... Dallas Cowboys (Def. Coord.)
- 1989-94 ..... Dallas Cowboys (DB)
- 1987-88 ..... Miami (Fla.) (DB)
- 1984-86 ..... Syracuse (DB)
- 1983 ..... Iowa State (DB)
- 1981-82 ..... Weber State (DB)
- 1980 ..... Oregon State (DB)
- 1977-79 ..... Boise State (DB)
- 1976 ..... Washington State (DB)
- 1975 ..... Pittsburgh (DB)
- 1974 ..... Bridgeport (Def. Coord./DB)
- 1973 ..... Albany (DB)
- 1971-72 ..... Central Conn. State (LB)



The Campo Family: Dave, Kay and Michael.





## DeMONTIE CROSS

LINEBACKERS COACH | FIRST SEASON

DeMontie Cross was hired by Kansas football head coach Charlie Weis to coach the Jayhawk linebackers on Jan. 19, 2012. Cross, who recently finished his first season as special teams coordinator and safeties coach at Wisconsin, arrives at Kansas with experience on both the collegiate and NFL level.

Prior to his year at Wisconsin, Cross spent the previous five seasons in various positions with the Buffalo Bills. He joined the Bills as a defensive/special teams assistant in 2006 and was then promoted to assistant linebackers coach/special teams for three seasons. In 2010 Cross was promoted again, coaching the Bills' inside linebackers.

Cross made the jump to the NFL after spending the 2001-05 seasons as Iowa State's outside linebackers coach and special teams coordinator. Cross' unit made major contributions to the Cyclones' record-setting defenses during his stint. He helped develop Jeremy Loyd into an All-Big 12 performer, who went on to play for the St. Louis Rams.

Cross spent the 2000 season coaching a defensive backfield at Sam Houston State that ranked second



nationally (FCS). Cross' Sam Houston State pass defense was led by free safety Keith Davis, who was the Southland Football Conference Defensive Player of the Year and started the 2005 season for the Dallas Cowboys at safety.

Cross, a St. Louis native, began his coaching career as the outside linebackers coach at his alma mater, Missouri (1998-99).

A 1997 Missouri graduate with a bachelor's degree in business management, Cross made 415 career tackles at free safety for the Tigers from 1994-96. He led Missouri in tackles as a junior and senior and earned second-team all-conference honors from the Big Eight in 1995 and the Big 12 in 1996.

Cross has two daughters, Jady and Sheridan.

### Cross File

**Alma Mater:** .....Missouri, 1997  
**Children:**..... Jady and Sheridan

### Coaching History

2012-present..... Kansas (LB)  
 2011..... Wisconsin (ST Coord./ST)  
 2010..... Buffalo Bills (ILB)  
 2007-09..... Buffalo Bills (Assist. LB/ST)  
 2006..... Buffalo Bills (Def./ST Assist.)  
 2001-05..... Iowa State (OLB)  
 2000..... Sam Houston St. (DB)  
 1998-99..... Missouri (OLB)



*The Cross Family: DeMontie, Jady and Sheridan.*



# TIM GRUNHARD

OFFENSIVE LINE COACH | FIRST SEASON

Tim Grunhard joined the Jayhawk coaching staff on Jan. 1, 2012 and was one of Kansas head coach Charlie Weis' first hires after accepting the position.

Grunhard joined the KU staff after serving as the head coach of Bishop Miege High School in Shawnee Mission, Kan. He led the Stags to five-straight district titles and the 2009 Class 4A state title in his six seasons at the helm of the program. Under Grunhard's tutelage, six Bishop Miege players went on to earn Division I scholarships.

Prior to coaching at Miege, Grunhard enjoyed an 11-year NFL career, all of which were as a member of the Kansas City Chiefs. He was a second-round draft pick in 1990 and was the anchor of the Chiefs' offensive line throughout his career, earning a spot in the 1999 Pro Bowl. Grunhard started 164 games for Kansas City, which still ranks third in franchise history.

A native of Chicago, Grunhard is a 1990 graduate of Notre Dame where he was a standout offensive



lineman and was a member of the 1988 Irish National Championship team.

Grunhard and his wife, Sarah, have four children: CJ (15), Cailey (13), Colin (13) and Cassie (12).

## Grunhard File

**Alma Mater:** ..... Notre Dame, 1990  
**Wife:**..... Sarah  
**Children:**.....CJ, Cailey  
.....Colin and Cassie

## Coaching History

2012-present.....Kansas (OL)  
2006-11.....Bishop Miege HS (HC)



*The Grunhard Family: Cassie, CJ, Sarah, Tim, Cailey and Colin.*





# ROB IANELLO

RECRUITING COORDINATOR/WIDE RECEIVERS COACH | FIRST SEASON

Kansas head football coach Charlie Weis announced the addition of Rob Ianello to the Jayhawk football staff Jan. 3, 2012. Ianello, who coaches the KU wide receivers and also serves as the recruiting coordinator, joined the Kansas program after serving the previous two seasons as the head coach at Akron.

Prior to his stint at Akron, Ianello was a member of the coaching staff at Notre Dame from 2005-09, coaching all five seasons under Weis. He coached the Irish in the 2008 Hawai'i Bowl, 2007 Sugar Bowl and 2006 Fiesta Bowl.

From 2005-08 at Notre Dame, Ianello served as wide receivers coach and coordinated the recruiting efforts of the Irish. In January 2009, he was promoted to assistant head coach for offense. In that role, he led offensive staff meetings when head coach Charlie Weis was not present, and later served as the team's interim head coach.

Notre Dame's 2009 offense ranked sixth nationally in passing offense (323.50 ypg) and ninth in total offense (451.75 ypg). Ianello mentored Irish wide receiver Golden Tate, who was the 2009 Biletnikoff Award winner and a consensus All-American. Additionally, he coached Jeff Samardzija, who was a Biletnikoff Award finalist in 2005 and 2006 and earned All-America honors in 2006. Ianello also coached Michael Floyd, who was a first round NFL Draft pick of the Arizona Cardinals in 2012.

As the recruiting coordinator for the Irish, he directed three consecutive top-10 recruiting classes from 2006-08, something only three other schools (USC, Florida and Georgia) could claim. Additionally, Ianello is the only coach named one of the 25-best recruiters nationally from 2005-09 by Rivals.com. In the book "The Second Season" by recruiting analyst Tom Lemming, Ianello is named one of the top-10 recruiters of the last 30 years.

Ianello had two coaching stints at Wisconsin (1990-93, 2003-04), and was part of staffs that helped lead the Badgers to the 1994



Rose Bowl, the 2003 Music City Bowl and the 2005 Outback Bowl. During his time at UW, Ianello coached quarterback turned tight end, Owen Daniels, who has gone on to have an outstanding NFL career.

From 1994-2002, Ianello was on staff at Arizona, serving as recruiting coordinator from 1994-96, and wide receivers coach and recruiting coordinator from 1997-2002. The Wildcats played in two bowl games, the 1997 Insight.com Bowl and the 1998 Holiday Bowl. The 1998 Arizona team finished 12-1, which stands as the best record in school history. Ianello tutored Bobby Wade and Dennis Northcutt, two record-setting Wildcat receivers. Wade was the Pac-10 receiving leader with 93 receptions for 1,389 yards and eight TDs in 2002, while Northcutt hauled in 88 catches in 1999--which was then a school-record.

Ianello served on the board of trustees of the American Football Coaches Association from 2003 to 2009. The board formulates policy and provides direction for the AFCA. He also has served as the chair of the AFCA's assistant coaches committee and the general chairman of the AFCA's all-division assistant coaches committee. He also served on the AFCA ethics committee from 2010-11.

Born Nov. 4, 1965, Ianello is a native of Port Chester, N.Y., and is a 1987 graduate of The Catholic University of America in Washington, D.C., owning a bachelor's degree in English.

Ianello and his wife, the former Denise Dove, have one son, Zachary (10), and two daughters, Ashley (5) and Courtney (4). Denise played collegiate basketball at Northern Illinois and is a former assistant women's basketball coach at Arizona and Wisconsin. She has also worked as a scout in the WNBA.

## Ianello File

**Alma Mater:** ..... Catholic University, 1987  
**Wife:** ..... Denise  
**Children:** ..... Zachary, Ashley and Courtney

## Coaching History

2012-present ..... Kansas (Rec. Coord./WR)  
 2010-11..... Akron (HC)  
 2009..... Notre Dame (Asst. HC/WR)  
 2005-08..... Notre Dame (Rec. Coord./WR)  
 2004..... Wisconsin (Rec. Coord./TE)  
 2003-04..... Wisconsin (TE)  
 1997-02 ..... Arizona (WR)  
 1994-96..... Arizona (Rec. Coord.)  
 1992-93 ..... Wisconsin (Rec. Coord.)  
 1990-91... Wisconsin (On-Campus Rec. Coord.)  
 1988-89..... Alabama (Asst. Rec. Coord.)  
 1987 ..... Alabama (GA)



The Ianello Family: Rob, Courtney, Zachary, Denise and Ashley.



# REGGIE MITCHELL

RUNNING BACKS COACH | THIRD SEASON

Reggie Mitchell is entering his third season at Kansas, where he serves as running backs coach. Mitchell came to KU after five successful seasons at Illinois. He previously coached at KU under Glen Mason from 1988-96.

From 1988-94 he worked with the Jayhawk defensive linemen, focusing on the defensive ends from 1991-94. He then switched to the offensive side of the ball to coach running backs in 1995 and 1996. He coached June Henley, who earned All-Big 12 Second-Team honors in 1996.

While at KU, the Jayhawks played in the 1992 and 1995 Aloha Bowls. KU produced four winning seasons in his tenure after recording just one in the previous 11 years.

He left for Minnesota with Mason and coached the Gophers' running backs in 1997 and 1998. Mitchell then coached at Michigan State from 1999-2004, mentoring the wide receivers in 1999 and the running backs for the last five seasons. He also served as the Spartans' recruiting coordinator from 2000-04 and had the title of assistant head coach.

Mitchell was then named the assistant head coach/recruiting coordinator/running backs coach at Illinois in 2005. He spent five years in that role and helped the Illini win Big Ten rushing titles in 2006 and 2007, while the offense recorded consecutive 5,000-yard total offense seasons.

In 2009 Illinois ranked 18th in the nation in rushing. In 2007 Mitchell's running back corps featured Rashard Mendenhall, who set school records for single-season rushing yards (1,681) and rushing touchdowns (17) en route to being named



the Big Ten Offensive Player of the Year and a first-round NFL draft pick.

The 2006 Illini led the Big Ten and ranked 10th in the NCAA with 188.8 rushing yards per game.

As a recruiter, Mitchell has earned numerous accolades from Rivals.com.

He began his coaching career at Central Michigan (1983) before heading to Ferris State (1984), Michigan (1985), Western Michigan (1986) and Kent State (1987) before establishing himself at Kansas.

Mitchell was a four-year starter as a running back at Central Michigan from 1978-81. He rushed for 2,394 yards in his career and helped the Chippewas win back-to-back Mid-America Conference titles in 1979 and 1980. He rushed for 1,068 yards as a senior.

He earned a bachelor's degree in parks and recreation from Central Michigan in 1984. Mitchell and his wife, Andrea, have three children: son Kaeman and daughters Karena and Jennifer.

## Mitchell File

**Alma Mater:** ..... Central Michigan, 1984

**Wife:**..... Andrea

**Children:**..... Kaeman, Karena and Jennifer

## Coaching History

- 2010-present.....Kansas (RB)
- 2005-09 ..... Illinois (Asst. HC/RB)
- 2000-04.....Michigan State (RB)
- 1999 ..... Michigan State (WR)
- 1997-98 .....Minnesota (RB)
- 1995-96.....Kansas (RB)
- 1991-94.....Kansas (DE)
- 1988-90..... Kansas (DL)
- 1987 ..... Kent State (WR)
- 1986 ..... Western Michigan (RB)
- 1985 .....Michigan (GA)
- 1984 ..... Ferris State (WR)
- 1983 .....Central Michigan (Student Asst.)



*The Mitchell Family: Karena, Reggie and Andrea.*





## RON POWLUS

QUARTERBACKS COACH | FIRST SEASON

Ron Powlus joined Kansas head football coach Charlie Weis' staff in December 2011 and coaches the KU quarterbacks. Powlus came to the Kansas program after serving as the passing game coordinator/quarterbacks coach at Akron for the previous two seasons.

Prior to his time at Akron, he served as the quarterbacks coach at Notre Dame under Weis for three seasons and helped develop Jimmy Clausen into one of the most prolific passers in program history. In 2009, Clausen was named an All-American after completing a school-record 68 percent of his passes (289-for-425) for 3,722 yards and 28 touchdowns with four interceptions.

Powlus also worked with Weis on the Notre Dame staff as the director of player development in 2005 and 2006, helping the Fighting Irish secure a pair of top 10 recruiting classes.

Powlus was a four-year starter at Notre Dame from 1994-97, setting 20 school records during his time as a player. He started 44 games for the Irish in his career and completed 558-of-969 passes for 7,602 yards and 52 TDs.

He spent three seasons in professional football, playing for the Tennessee Oilers, Detroit Lions and Philadelphia



Eagles from 1998-2000. He also spent one season playing for the Amsterdam Admirals in NFL Europe.

A native of Berwick, Pa., Powlus graduated from Notre Dame in 1997 with a bachelor's degree in marketing from the school's College of Business Administration. He and his wife, Sara, have two sons, Ronnie and Tommy.

### Powlus File

**Alma Mater:** .....Notre Dame, 1997  
**Wife:** .....Sara  
**Children:** .....Ronnie and Tommy

### Coaching History

2012-present ..... Kansas (QB)  
 2010-11..... Akron (Passing Game Coord./QB)  
 2007-09..... Notre Dame (QB)  
 2005-06 .....Notre Dame (Dir. Player Develop.)



*The Powlus Family: Ronnie, Ron, Tommy and Sara.*



# BUDDY WYATT

DEFENSIVE LINE COACH | THIRD SEASON

Defensive line coach Buddy Wyatt is entering his third season at Kansas and 22nd overall at the collegiate level. Wyatt is one of two members of the previous Jayhawk coaching staff to be retained by first-year head coach Charlie Weis.

He has made several coaching stops in the Big 12 Conference, as he came to Kansas after spending the 2008-09 seasons at Texas A&M. Wyatt coached at Oklahoma State (1996) and also at Texas A&M (2000-02, 08-09). In addition he has coached at TCU (1991), Minnesota (1992-95), Northwestern (1997-98), Colorado (1999), Alabama (2003-06) and Nebraska (2007).

In his tenure he has worked with a number of successful coaches and future NFL players. Among the head coaches he worked for are Jim Wacker, Bob Simmons, Gary Barnett, R.C. Slocum, Bill Callahan and Mike Sherman.

His list of NFL players coached includes Jamal Williams, Adam Carriker, Justin Bannon, Tyler Brayton, Johnny Jolly, Rocky Bernard, Ty Warren, Ronald Edwards and Ronald Flemons.

Wyatt was a coach at Texas A&M for two stints, helping the 2000-02 Aggie teams become one of the nation's top defensive units. In 2001, A&M ranked 10th in the nation in total defense.

He started his coaching career as a graduate assistant at his alma mater, TCU, in 1991. He landed his first full-time job at Minnesota, where he spent the next four seasons.

Wyatt coached at Oklahoma State in 1996 before returning to the Big 10 Conference for two seasons at Northwestern.



Wyatt spent the 1999 season at Colorado before heading to Texas A&M.

From 2003-06 Wyatt coached at Alabama, where the Crimson Tide went to three bowl games and produced one of the nation's top defensive teams. In 2004 the Crimson Tide led the nation in pass defense, and ranked second in total defense and seventh in scoring defense. In 2005 Alabama was in the top nine nationally of all five major defensive categories, while leading in scoring defense.

While at Alabama Wyatt was responsible for recruiting the Mississippi High School Player of the Year to Alabama two straight seasons. He has heavily recruited in Florida and in the state of Texas.

After one season at Nebraska, Wyatt returned to Texas A&M for the 2008 and 2009 seasons.

Wyatt was a defensive lineman at TCU from 1986-89 and earned a degree in education from TCU in 1990.

Wyatt was born in Victoria, Texas. He and his wife Andrea have two children, Fredrick and Ariel.

## Wyatt File

**Alma Mater:** .....TCU, 1990  
**Wife:** ..... Andrea  
**Children:** ..... Fredrick and Ariel

## Coaching History

2010-present.....Kansas (DL)  
2008-09 ..... Texas A&M (DL)  
2007 .....Nebraska (DL)  
2003-06..... Alabama (DL)  
2000-02 ..... Texas A&M (DL)  
1999 ..... Colorado (DL)  
1997-98 .....Northwestern (DL)  
1996 .....Oklahoma State (DL)  
1992-95 ..... Minnesota (DL)  
1991 ..... TCU (GA/DL)



*The Wyatt Family: Ariel, Buddy, Andrea and Fredrick.*





# SCOTT HOLSOPPLE

DIRECTOR OF STRENGTH AND CONDITIONING | FIRST SEASON

Scott Holsopple was named the Director of Strength and Conditioning for Football at the University of Kansas in early January 2012.

Holsopple recently completed his fifth season at Florida, where he worked as the top assistant with the Gator football program. At UF Holsopple worked under the highly-regarded Mickey Marotti, who recently departed his position as Director of Strength and Conditioning with the Gators to serve in the same capacity at Ohio State.

During Holsopple's time at UF the Gators won the 2008 National Championship and Southeastern Conference title, while registering a 50-17 overall mark in his five years. Additionally, Florida appeared in five bowl games (two BCS bowl appearances), recording a 4-1 mark, with him on staff. Holsopple helped mentor 18 athletes who went on to be drafted into the NFL, including six First Round draft picks.

Holsopple joined the Florida staff in May 2007, after spending the 2006-07 season with the University of Kentucky men's basketball team.

Prior to Kentucky, he was at Marquette for six seasons. He was hired by Marquette in the fall of 2000 to work

specifically with the men's basketball program, but served as the head strength and conditioning coach for five years. In that position, Holsopple was responsible for the total development and strength and conditioning programs for all 14 of the Golden Eagles' Division I athletic programs.

Before Marquette, Holsopple served as the strength and conditioning assistant at his alma mater, Penn State. During his time there, he helped develop and implement a comprehensive, year-round strength, conditioning and agility program for the school's 28 athletic teams.

Holsopple began his career in the field as an intern at Notre Dame under Marotti and was the strength and conditioning coordinator at Ken Chertow's Olympian Wrestling Camp.

A native of Happy Valley, Pa., Holsopple earned All-America recognition as a boxer at Penn State. He graduated from PSU in 2000 with a bachelor's degree in kinesiology.

## Holsopple File

Alma Mater: ..... Penn State, 2000

## Coaching History

- 2012-present ..... Kansas (FB)
- 2007-11 ..... Florida (FB)
- 2006-07 ..... Kentucky (MBB)
- 2000-06 ..... Marquette (MBB)
- ..... Penn State
- ..... Notre Dame





# KEVIN GREEN

DIRECTOR OF FOOTBALL OPERATIONS | FIRST SEASON

Kevin Green is in his first season with the Kansas football staff, serving as director of football operations. Green comes to KU after spending the last two years working as the chief financial officer of Hannah and Friends.

Green was on KU head coach Charlie Weis' staff at Notre Dame during the 2008 and 2009 seasons, serving as the director of head football coach relations.

Prior to joining the staff at Notre Dame, Green worked seven years in healthcare consulting, where as a manager for Accenture, he coordinated financial and

operational due diligence for mergers and acquisitions of health care providers.

A South Bend, Ind., native, Green attended LaSalle High School and later Notre Dame. He graduated in 2001 with a bachelor's degree in finance from the Mendoza College of Business and had a concentration in computer applications.

Green and his wife, Sharon, reside in Olathe with their daughter Maria.

## Green File

**Alma Mater:** ..... Notre Dame, 2001  
**Wife:** ..... Sharon  
**Children:** ..... Maria



# GEORGE MATSAKIS

ASSISTANT TO THE AD | 11TH SEASON

George Matsakis is entering his 11th season with the Kansas football program and his first as the assistant to the AD. Matsakis transitioned into his new role after serving the previous 10 seasons as the director of football operations at KU. He has been a key member of the Jayhawk football staff, working closely with the program's head coach since he arrived on campus in 2002.

Prior to coming to Kansas, Matsakis worked in the same capacity at the University of Houston from 2000-01. Matsakis also spent three years (1997-99) at Wyoming, serving as administrative assistant and video coordinator for the Cowboy football program. He

started his career in the video department at K-State, from 1993-96.

Matsakis and his wife, Heidi, reside in Lawrence with their daughter Lexie.

## Matsakis File

**Alma Mater:** ..... Kansas State, 1994  
**Wife:** ..... Heidi  
**Children:** ..... Lexie





## ADAM SITTER

DIRECTOR OF HIGH SCHOOL RELATIONS | FIRST SEASON

Adam Sitter is in his first season on the Kansas football staff in his position of director of high school relations.

Sitter comes to Kansas after spending the previous three seasons on the staff at the University of Florida. Sitter was the quality control coach for the Gator offense during the 2009-10 seasons and then was a graduate assistant for the UF offense under Weis during the 2011 campaign.

Prior to his time in Gainesville, Sitter spent several years in the Florida high school ranks coaching at three Orlando area high schools. He coached the offensive line at Edgewater High School (2003-04) and Hagerty High School (2005-07). He then was the offensive

coordinator and offensive line coach at Jones High School (2008).

An Orlando, native, Sitter is a 2007 graduate of the University of Central Florida. He played center at Dr. Phillips High School, earning an appointment to attend West Point and play collegiately for Army. He suffered a career-ending injury early in his time at Army and later transferred to UCF to complete his degree and begin his career in coaching.

### Sitter File

Alma Mater: ..... Central Florida, 2007



## SCOTT VESTAL

ASSISTANT DIRECTOR OF FOOTBALL OPERATIONS | FIRST SEASON

Scott Vestal is in his first season with the Jayhawks, serving as assistant director of football operations.

Vestal joined the Kansas program from the University of Florida. He was the quality control coach for defense for the Gators in 2011 and served in the same role at Texas during the 2010 season.

Prior to his work with the Longhorns, Vestal was a graduate assistant at Louisiana Tech, North Texas and SMU. Overall, Vestal spent four years at SMU, including a year as an assistant to the Director of Football Operations in 2003 before becoming the video graduate assistant in 2004. He also spent one year coaching in the Texas high school ranks, serving as an

assistant coach at Berkner High School in Richardson, Texas.

The Dallas, Texas native played safety at Arlington Lamar High School. Vestal earned his bachelor's degree in kinesiology and a minor in history from Texas A&M in 2003 and a master's degree in liberal arts at SMU.

### Vestal File

Alma Mater: ..... Texas A&M, 2003



## KYLE BREY

GRADUATE ASSISTANT-OFFENSE | SECOND SEASON

Kyle Brey is entering his second season on the Jayhawk staff as a graduate assistant for offense, after spending the 2011 season as the quality control coach for special teams. Brey arrived at KU after spending the first two months of his coaching career as the offensive intern at Western Michigan.

basketball and track. He comes from a strong coaching pedigree as his father, Mike, is the head men's basketball coach at Notre Dame, while his grandfather was a high school athletics director and his grandmother was the swimming coach at George Washington University.

Brey and his wife, Shea, reside in Lawrence.


### Brey File

Alma Mater: ..... Buffalo, 2010

Wife: ..... Shea

Brey earned four letters at Buffalo, playing both tight end and fullback. While suiting up for the Bulls, Brey played in 38 games, recording eight catches for 43 yards. He received his bachelor's degree in sociology from Buffalo in December, 2010.

A native of Granger, Ind., Brey earned all-state honors in football at Penn High School, while also lettering in



## MAURICE CRUM, JR.

GRADUATE ASSISTANT-DEFENSE | FIRST SEASON

Maurice Crum, Jr., is in his first season on Kansas head coach Charlie Weis' staff, serving as a defensive graduate assistant. Crum, who played under Weis at Notre Dame, joined the Jayhawks in January of 2012.

three bowl games, including the 2006 Fiesta Bowl and the 2007 Sugar Bowl, during his time in South Bend.

Following his outstanding career at Notre Dame Crum spent three years playing linebacker for the Sacramento Mountain Lions of the UFL before accepting his current position at Kansas.

### Crum, Jr. File

Alma Mater: ..... Notre Dame, 2008

Wife: ..... Crysta

Children: ..... Maurice III

Crum, a linebacker, started all 40 games of his career at Notre Dame. He accumulated 306 tackles, 23 TFLs and eight sacks, while also recording nine pass break ups and seven forced fumbles for the Fighting Irish defense. Crum served as a team captain for both the 2007 and 2008 seasons, becoming just the 17th player in Irish history to do so. He helped lead the program to

The Tampa, Fla., native graduated from Notre Dame in 2008, earning a bachelor's degree in sociology. He and his wife, Crysta Swayzer-Crum, have one son, Maurice C. Crum III.





## ROD JONES

GRADUATE ASSISTANT-DEFENSE | FIRST SEASON

Rod Jones, a former Kansas standout offensive lineman, joined first-year KU head coach Charlie Weis' staff as a defensive graduate assistant in February 2012.

Jones, a Detroit native, was a four-year starter for the Jayhawks. Playing primarily at offensive tackle, he was a part of Kansas' 1992 and 1995 Aloha Bowl Teams. He was a senior on the 1995 KU team that recorded a 10-2 mark, finishing with the second-most wins in school history.

Following his KU career, Jones moved on to the NFL where he played for seven seasons, including a start in Super Bowl XXXVI as a member of the St. Louis Rams. He was taken in the seventh round of the 1996

NFL Draft by the Cincinnati Bengals, where he played for five seasons. He then spent the 2001 season with the Rams, where St. Louis was edged by Weis and the New England Patriots in the Super Bowl. Jones finished his career with a one-year stint with the Washington Redskins in 2002.

### Jones File

Alma Mater: ..... Kansas, 2010

Children: .....Rodrek and Brendin



## MATTHEW MIDDLETON

GRADUATE ASSISTANT-OFFENSE | FIRST SEASON

Matthew Middleton is in his first season at Kansas as an offensive graduate assistant. Middleton comes to Lawrence from Chadron State College (NCAA Div. II) in Nebraska, where he coached wide receivers as a volunteer assistant during the 2011 season. Before his stint with the Eagles, Middleton coached receivers and returners at Nebraska-Omaha from 2009-10.

The Kansas City, Kan., native graduated from Ottawa University in 2008, where he was an all-conference wide receiver for three-straight seasons. He was also an All-KCAC (Kansas Collegiate Athletic Conference) punt returner during his four-year career. After graduating with his bachelor's degree in sports and recreational

management, Middleton stayed with the Braves for the 2008 season as part-time assistant.

At Bonner Springs High School, Middleton was a talented three-sport star, where he wrestled, played football and competed in track and field. He was named BSHS Male Athlete of the Year during his senior year (2003-04).

### Middleton File

Alma Mater: .....Ottawa, 2008



## CHARLIE WEIS, JR.

STUDENT MANAGER | FIRST SEASON

Charlie Weis, Jr., is entering his first season as a student manager with the Kansas football program. Weis, a sophomore at KU, will work alongside assistant coaches Reggie Mitchell and Ron Powlus and the Jayhawk running backs and quarterbacks.

Weis, Jr., transferred to KU after spending the 2011 fall semester in a similar capacity at the University of Florida. In his semester at UF, Weis, Jr., worked as the quality control intern for head coach Will Muschamp. He worked primarily with the Gator wide receivers, as well as, relaying the offensive game plan from the offensive staff to the head coach.

Weis, Jr., graduated from St. Pius X High School in Kansas City, Mo., in 2011 prior to attending Florida. During his one season at St. Pius, he played wide

receiver on the Warriors football team. He spent his first three years of high school at St. Joe High School in South Bend, Ind., where he served as a student assistant for the football team. In his role as student assistant, he broke down game film and assisted the staff with various responsibilities.

In his spare time, Weis, Jr., is actively involved with Hannah and Friends, a non-profit organization dedicated to improving the quality of life for children and adults with special needs.

### Weis, Jr. File

Major:.....Sociology



## SCOTT JOHNSTON

DIRECTOR OF PERSONNEL | SECOND SEASON

Scott Johnston is entering his second season on the Kansas football staff. Johnston is in his first year as KU's director of personnel, after spending the 2011 season as the Jayhawks' on-campus recruiting coordinator.

As director of personnel, Johnston develops and executes all day-to-day recruiting operations for Kansas football. He is responsible for planning prospective student-athlete visits, both official and unofficial, and also assists in coordinating recruiting efforts and travel arrangements for assistant coaches and head coach Charlie Weis.

Johnston came to KU after spending two years as the recruiting operations intern for football at Nebraska. Prior to that, he served as a student recruiting assistant

for the Cornhuskers. Johnston graduated from NU with a bachelor's degree in biology in December 2008.

A native of Papillion, Neb., Johnston was recently wed to Ashley Metzler.

### Johnston File

Alma Mater:.....Nebraska, 2008

Wife:.....Ashley





## ANDREW ROSSETTI

COORDINATOR OF VIDEO OPERATIONS | SECOND SEASON

Andrew Rossetti is in his second season as the coordinator of video operations with the Kansas football program.

In his position, Rossetti is in charge of shooting and editing video of the team's practices and games so that the coaches can analyze player performance and play execution throughout the year. Rossetti is also in charge of both the data reports that coincide with weekly opponent break downs and maintaining the recruiting film database.

Rossetti came to Kansas after spending the previous two seasons serving in the same capacity at Middle Tennessee. Before working with the Blue Raiders,

Rossetti was the coordinator of video operations at Washington State for the 2008 season.

Rossetti is a 2005 graduate of Florida State where he earned his bachelor's degree in mass media and communications. During his time as a student in Tallahassee, he gained valuable experience working in tv production at the campus station, 4FSU.

### Rossetti File

Alma Mater: ..... Florida State, 2005



## JAMI DeBERRY

QUALITY CONTROL-SPECIAL TEAMS | FIRST SEASON

Jami DeBerry is entering his first season at Kansas as a quality control coach for special teams. Before coming to KU, DeBerry was at Western Kentucky in a similar capacity, as a quality control coach for the WKU defense. He also worked with the Hilltoppers as an operations intern in 2007 and a defensive graduate assistant in 2008 and 2009.

DeBerry played football at Western Kentucky from 2000-04, and earned letters at linebacker during his final two seasons. Following his senior campaign, DeBerry was one of two players to earn the team's Academic Award at the annual postseason banquet.

The 2005 graduate earned his bachelor's degree in exercise science and went on to obtain his master's in

sports administration in December 2007. In addition to his operations experience, DeBerry also helped out the strength and conditioning staff after working as an assistant during his final semester as an undergraduate at WKU.

DeBerry is engaged to Erika Cummings, and the couple plan to marry in the summer of 2013. They live in Lawrence and own a chocolate lab named Kobe.

### DeBerry File

Alma Mater: ..... Western Kentucky, 2005



## MURPHY GRANT

ASSISTANT ATHLETICS DIRECTOR FOR SPORTS MEDICINE | SEVENTH SEASON

Murphy Grant, who has been a Division I athletic trainer for 10 years, is entering into his seventh year as head football athletic trainer and his fifth as Director of Sports Medicine at the University of Kansas. Grant came to KU after five years as the athletic trainer for the men's basketball program at Oklahoma State. He also served as the Cowboys' strength and conditioning coach for two seasons.

working with the Boston Red Sox rookie league team. Prior to arriving at OSU, Murphy served two years as head athletic trainer at Missouri Valley College.

In his career, Murphy has been involved in exciting postseason success. While at OSU the Cowboys' basketball team advanced to the Final Four, as well as a Sweet 16 appearance. He has been a part of two bowl games with Kansas football (2008 Orange, 2008 Fiesta).

Grant is married to the former Amy Dana, who is also a certified athletic trainer. The couple has two sons, Jackson and Gavin. A native of St. Louis, Mo., Grant enjoys spending time with his family and playing golf.

### Grant File

**Alma Mater:** ..... Quincy University, 1997  
**Wife:**..... Amy  
**Children:** ..... Jackson and Gavin

Grant attended Quincy (Ill.) University, where he was a member of the football team from 1992-96. He graduated with a degree in athletic training in 1997. Murphy then went to on Illinois State, where he served as a graduate assistant in the athletic training department while receiving his master's degree in exercise science in 1999. The following summer, he spent one season



## KATY LONERGAN

ASSISTANT DIRECTOR OF MEDIA RELATIONS | SIXTH SEASON

Katy Lonergan joined the Kansas Athletics Media Relations office in 2007 and is responsible for the day-to-day publicity efforts for the Kansas football program.

first-round draft picks Eli Manning, Deuce McAllister, Patrick Willis, Michael Oher, Peria Jerry and Chris Spencer, as well as, 2007 WNBA Rookie of the Year Armintie Price.

Lonergan worked with Kansas women's basketball during her first four years with Kansas Athletics, before shifting her responsibilities to football in the spring of 2011.

Lonergan, an Iola, Kan., native, graduated from KU with a degree in psychology, with an emphasis in health, physical education and recreation.

### Lonergan File

**Alma Mater:** .....Kansas, 1998

Lonergan, a Kansas graduate, returned to her alma mater after spending the previous seven years working at the University of Mississippi in a similar capacity. While at Ole Miss, Lonergan worked primarily with the Rebel football and women's basketball programs. During her tenure at Ole Miss, she worked with NFL





## JEFF HIMES

EQUIPMENT MANAGER | 25TH SEASON

Jeff Himes is in his 25th year as equipment supervisor for the Jayhawk football team. Himes came to Kansas from Kent State where he was the head equipment manager for three years.

A native of Mogadore, Ohio, Himes received his bachelor's degree in physical education from Kent State in 1983. He earned his master's degree in athletic administration in 1993 from KU.


Himes' duties at KU include purchasing and maintaining all equipment for the football team and supervising the staff of managers.

Himes and his wife, Ganis, reside in Lawrence.

### Himes File

Alma Mater: .....Kent State, 1983

Wife: .....Ganis



**Paul Buskirk**

Associate Athletics Director  
Student Athlete Support Services



**Ted Crane**

Associate Director  
Academic and Career Counseling



**Mike Cummings**

Assistant Director  
Media Relations



**Tracey Dillon**

Administrative Assistant  
Head Coach



**Josh Eidson**

Assistant Coach  
Strength and Conditioning



**Shanda Hayden**

Associate Director  
Academic and Career Counseling



**Matt Herrill**

Assistant  
Certified Athletic Trainer



**Matt Kuehl**

Assistant  
Certified Athletic Trainer



**Sean Lester**

Senior Associate  
Athletics Director



**Dr. Larry Magee**

Head  
Team Physician



**Jason Oszvert**

Intern  
Strength and Conditioning



**Melissa Plambeck**

Administrative Assistant  
Recruiting




**Jason Ramirez**

Facility Supervisor  
Anderson Family Football Complex



**Dr. Jeff Randall**

Team Physician



**Justin Springer**

Assistant Coach  
Strength and Conditioning



**Todd Williams**

Team Manager





OPPONENTS

[KUATHLETICS.COM](http://KUATHLETICS.COM)



## SOUTH DAKOTA STATE

Game 1 • Sept. 1 • TBA

Kivisto Field at Memorial Stadium • Lawrence, Kan.

### General Info

Location: Brookings, S.D. Enrollment: 12,816  
Colors: Blue & Gold  
President: Dr. David Chicoine  
Athletics Director: Justin Sell  
Conference: Missouri Valley Football Conference  
Stadium: Coughlin Alumni Stadium (15,000)

### Head Coach

John Stiegelmeier (South Dakota State, 1979)  
Record at SDSU: 93-72 (16th season)

### Team Information

2011 Record: 5-6  
Conference Finish: 4-4/6th  
Lettermen R/L: 40/17

### Media Relations

Jason Hove  
Office: 605-688-4623 Cell: 605-695-1827  
Email: Jason.Hove@sdsu.edu Press: N/A

### 2012 Schedule

**Sept. 1 at Kansas**  
Sept. 8 at Southeast Louisiana  
Sept. 15 UC DAVIS  
Sept. 22 at Indiana State  
Sept. 29 MISSOURI STATE  
Oct. 13 WESTERN ILLINOIS  
Oct. 20 at Northern Iowa  
Oct. 27 YOUNGSTOWN STATE  
Nov. 3 at Southern Illinois  
Nov. 10 at North Dakota State  
Nov. 17 SOUTH DAKOTA

### Series Information

Overall: 1-0  
In Lawrence: 1-0  
Last Meeting: 1947

gojacks.com



## NORTHERN ILLINOIS

Game 4 • Sept. 22 • TBA

Brigham Field at Huskie Stadium • DeKalb, Ill.

### General Info

Location: DeKalb, Ill. Enrollment: 23,850  
Colors: Cardinal & Black  
President: Dr. John Peters  
Athletics Director: Jeff Compher  
Conference: Mid-American  
Stadium: Brigham Field at Huskie Stadium (24,000)

### Head Coach

Dave Doeren (Drake, 1993)  
Record at NIU: 11-3 (Second season)

### Team Information

2011 Record: 11-3  
Conference Finish: 7-1/1st  
Lettermen R/L: 50/24

### Media Relations

Donna Turner  
Office: 815-753-9513 Cell: 815-793-5474  
Email: donnaturner@niu.edu Press: 815-753-0609

### 2012 Schedule

Sept. 1 vs. Iowa (Soldier Field)  
Sept. 8 TENNESSEE-MARTIN  
Sept. 15 at Army  
**Sept. 22 KANSAS**  
Sept. 29 CENTRAL MICHIGAN  
Oct. 6 at Ball State  
Oct. 13 BUFFALO  
Oct. 20 at Akron  
Oct. 27 at Western Michigan  
Nov. 3 MASSACHUSETTS  
Nov. 14 TOLEDO  
Nov. 23 at Eastern Michigan

### Series Information

Overall: 1-1  
In Lawrence: 1-0  
Last Meeting: Sept. 10, 2011

niuhuskies.com



## RICE

Game 2 • Sept. 8 • TBA

Kivisto Field at Memorial Stadium • Lawrence, Kan.

### General Info

Location: Houston, Texas Enrollment: 3,708  
Colors: Blue & Gray  
President: David W. Leebron  
Athletics Director: Rick Greenspan  
Conference: Conference USA  
Stadium: Rice Stadium (47,000)

### Head Coach

David Bailiff (Texas State, 1981)  
Record at Rice: 23-38 (Sixth season)

### Team Information

2011 Record: 4-8  
Conference Finish: 3-5/4th-West  
Lettermen R/L: 44/24

### Media Relations

Chuck Pool  
Office: 713-348-5775 Cell: 832-244-6476  
Email: cpool@rice.edu Press: 713-527-0250

### 2012 Schedule

Sept. 1 UCLA  
**Sept. 8 at Kansas**  
Sept. 15 at Louisiana Tech  
Sept. 22 MARSHALL  
Sept. 29 HOUSTON  
Oct. 6 at Memphis  
Oct. 13 UTSA  
Oct. 20 at Tulsa  
Oct. 27 SOUTHERN MISS  
Nov. 3 at Tulane  
Nov. 17 SMU  
Nov. 24 at UTEP

### Series Information

Overall: 1-0  
In Lawrence: 1-0  
Last Meeting: 1961

riceowls.com



## KANSAS STATE

Game 5 • Oct. 6 • TBA

Bill Snyder Family Stadium • Manhattan, Kan.

### General Info

Location: Manhattan, Kan. Enrollment: 23,863  
Colors: Purple & White  
President: Kirk Schulz  
Athletics Director: John Currie  
Conference: Big 12  
Stadium: Bill Snyder Family Stadium (50,000)

### Head Coach

Bill Snyder (William Jewell, 1963)  
Record at KSU: 159-83-1 (21st season)

### Team Information

2011 Record: 10-3  
Conference Finish: 7-2/2nd  
Lettermen R/L: 44/22

### Media Relations

Kenny Lannou  
Office: 785-532-7977 Cell: 785-587-7867  
Email: klannou@kstatesports.com Press: 785-539-3423

### 2012 Schedule

Sept. 1 MISSOURI STATE  
Sept. 8 MIAMI  
Sept. 15 NORTH TEXAS  
Sept. 22 at Oklahoma  
**Oct. 6 KANSAS**  
Oct. 13 at Iowa State  
Oct. 20 at West Virginia  
Oct. 27 TEXAS TECH  
Nov. 3 OKLAHOMA STATE  
Nov. 10 at TCU  
Nov. 17 at Baylor  
Dec. 1 TEXAS

### Series Information

Overall: 65-39-5  
In Lawrence: 37-17-2  
Last Meeting: Oct. 22, 2011

kstatesports.com



## TCU

Game 3 • Sept. 15 • TBA

Kivisto Field at Memorial Stadium • Lawrence, Kan.

### General Info

Location: Fort Worth, Texas Enrollment: 9,518  
Colors: Purple & White  
Chancellor: Dr. Victor J. Boschini Jr.  
Athletics Director: Chris Del Conte  
Conference: Big 12  
Stadium: Amon G. Carter (45,000)

### Head Coach

Gary Patterson (Kansas State, 1983)  
Record at TCU: 109-30 (16th season)

### Team Information

2011 Record: 11-2  
Conference Finish: 7-0/1st  
Lettermen R/L: 42/22

### Media Relations

Mark Cohen  
Office: 817-257-5394 Cell: 817-343-2017  
Email: m.cohen@tcu.edu Press: N/A

### 2012 Schedule

Sept. 8 GRAMBLING STATE  
**Sept. 15 at Kansas**  
Sept. 22 VIRGINIA  
Sept. 29 at SMU  
Oct. 6 IOWA STATE  
Oct. 13 at Baylor  
Oct. 20 TEXAS TECH  
Oct. 27 at Oklahoma State  
Nov. 3 at West Virginia  
Nov. 10 KANSAS STATE  
Nov. 24 at Texas  
Dec. 1 OKLAHOMA

### Series Information

Overall: 8-16-4  
In Lawrence: 9-6  
Last Meeting: 1997

gofrogs.com



## OKLAHOMA STATE

Game 6 • Oct. 13 • TBA

Kivisto Field at Memorial Stadium • Lawrence, Kan.

### General Info

Location: Stillwater, Okla. Enrollment: 35,214  
Colors: Orange & Black  
President: V. Burns Hargis  
Athletics Director: Mike Holder  
Conference: Big 12  
Stadium: Boone Pickens Stadium

### Head Coach

Mike Gundy (Oklahoma State, 1990)  
Record at OSU: 59-30 (Eighth season)

### Team Information

2011 Record: 12-1  
Conference Finish: 8-1/1st  
Lettermen R/L: 50/20

### Media Relations

Kevin Klintworth  
Office: 405-744-6832 Cell: N/A  
Email: kevin.klintworth@okstate.edu Press: 405-744-5757

### 2012 Schedule

Sept. 1 SAVANNAH STATE  
Sept. 8 at Arizona  
Sept. 15 LOUISIANA-LAFAYETTE  
Sept. 29 TEXAS  
**Oct. 13 at Kansas**  
Oct. 20 IOWA STATE  
Oct. 27 TCU  
Nov. 3 at Kansas State  
Nov. 10 WEST VIRGINIA  
Nov. 17 TEXAS TECH  
Nov. 24 at Oklahoma  
Dec. 1 at Baylor

### Series Information

Overall: 29-30-3  
In Lawrence: 15-17-1  
Last Meeting: Oct. 8, 2011

okstate.com





## OKLAHOMA

**Game 7 • Oct. 20 • TBA**  
Memorial Stadium • Norman, Okla.

<b>General Info</b>		<b>2012 Schedule</b>	
Location: Norman, Okla.	Enrollment: 30,754	Sept. 1	at UTEP
Colors: Crimson & Cream		Sept. 8	FLORIDA A&M
President: David L. Boren		Sept. 22	KANSAS STATE
Athletics Director: Joe Castiglione		Oct. 6	at Texas Tech
Conference: Big 12		Oct. 13	vs. Texas (Dallas)
Stadium: Gaylord Family - Memorial Stadium (82,112)		<b>Oct. 20</b>	<b>KANSAS</b>
		Oct. 27	NOTRE DAME
		Nov. 3	at Iowa State
		Nov. 10	BAYLOR
		Nov. 17	at West Virginia
		Nov. 24	OKLAHOMA STATE
		Dec. 1	at TCU
<b>Head Coach</b>		<b>Series Information</b>	
Bob Stoops (Iowa, 1983)		Overall:	27-69-6
Record at OU: 139-34 (14th season)		In Lawrence:	14-32-3
		Last Meeting:	Oct. 15, 2011
<b>Team Information</b>		<b>Media Relations</b>	
2011 Record: 10-3		David Bassity	
Conference Finish: 6-3/4th		Office: 405-325-8571	
Lettermen R/L: 50/20		Cell: 405-274-1455	
		Email: dbassity@ou.edu	
		Press: N/A	
		<b>soonersports.com</b>	



## TEXAS TECH

**Game 10 • Nov. 10 • TBA**  
Jones AT&T Stadium • Lubbock, Texas

<b>General Info</b>		<b>2012 Schedule</b>	
Location: Lubbock, Texas	Enrollment: 31,637	Sept. 1	NORTHWESTERN STATE
Colors: Scarlet & Black		Sept. 8	at Texas State
President: Guy Bailey		Sept. 15	NEW MEXICO
Athletics Director: Kirby Hocutt		Sept. 29	at Iowa State
Conference: Big 12		Oct. 6	OKLAHOMA
Stadium: Jones AT&T Stadium		Oct. 13	WEST VIRGINIA
		Oct. 20	at TCU
		Oct. 27	at Kansas State
		Nov. 3	TEXAS
		<b>Nov. 10</b>	<b>KANSAS</b>
		Nov. 17	at Oklahoma State
		Nov. 24	BAYLOR
<b>Head Coach</b>		<b>Series Information</b>	
Tommy Tuberville (Southern Arkansas, 1976)		Overall:	1-12
Record at TTU: 13-12 (Third season)		In Lubbock:	1-5
		Last Meeting:	Oct. 1, 2011
<b>Team Information</b>		<b>Media Relations</b>	
2011 Record: 5-7		Blayne Beal	
Conference Finish: 2-7/9th		Office: 806-742-2770	
Lettermen R/L: 49/24		Cell: 806-790-7924	
		Email: blayne.beal@ttu.edu	
		Press: N/A	
		<b>texastech.com</b>	



## TEXAS

**Game 8 • Oct. 27 • TBA**  
Kivisto Field at Memorial Stadium • Lawrence, Kan.

<b>General Info</b>		<b>2012 Schedule</b>	
Location: Austin, Texas	Enrollment: 48,167	Sept. 1	WYOMING
Colors: Burnt Orange & White		Sept. 8	NEW MEXICO
President: William Powers, Jr.		Sept. 15	at Ole Miss
Athletics Director: DeLoss Dodds		Sept. 29	at Oklahoma State
Conference: Big 12		Oct. 6	WEST VIRGINIA
Stadium: Darrell K Royal-Texas Memorial Stadium (100,119)		Oct. 13	vs. Oklahoma (Dallas)
		Oct. 20	BAYLOR
		<b>Oct. 27</b>	<b>at Kansas</b>
		Nov. 3	at Texas Tech
		Nov. 10	IOWA STATE
		Nov. 24	TCU
		Dec. 1	at Kansas State
<b>Head Coach</b>		<b>Series Information</b>	
Mack Brown (Florida State, 1974)		Overall:	2-9
Record at Texas: 141-39 (15th season)		In Lawrence:	2-4
		Last Meeting:	Oct. 29, 2011
<b>Team Information</b>		<b>Media Relations</b>	
2011 Record: 8-5		John Bianco	
Conference Finish: 4-5/T-6th		Office: 512-471-1346	
Lettermen R/L: 42/21		Cell: 512-748-9315	
		Email: john.bianco@athletics.utexas.edu	
		Press: N/A	
		<b>texassports.com</b>	



## IOWA STATE

**Game 11 • Nov. 17 • TBA**  
Kivisto Field at Memorial Stadium • Lawrence, Kan.

<b>General Info</b>		<b>2012 Schedule</b>	
Location: Ames, Iowa	Enrollment: 29,887	Sept. 1	TULSA
Colors: Cardinal & Gold		Sept. 8	at Iowa
President: Dr. Gregory L. Geoffroy		Sept. 15	WESTERN ILLINOIS
Athletics Director: Jamie Pollard		Sept. 29	TEXAS TECH
Conference: Big 12		Oct. 6	at TCU
Stadium: Jack Trice Stadium (55,000)		Oct. 13	KANSAS STATE
		Oct. 20	at Oklahoma State
		Oct. 27	BAYLOR
		Nov. 3	OKLAHOMA
		Nov. 10	at Texas
		<b>Nov. 17</b>	<b>at Kansas</b>
		Nov. 24	WEST VIRGINIA
<b>Head Coach</b>		<b>Series Information</b>	
Paul Rhoads (Missouri Western, 1989)		Overall:	49-36-6
Record at ISU: 18-20 (Fourth season)		In Lawrence:	27-16-3
		Last Meeting:	Nov. 5, 2011
<b>Team Information</b>		<b>Media Relations</b>	
2011 Record: 6-7		Tom Kroeschell	
Conference Finish: 3-6/8th		Office: 515-294-3372	
Lettermen R/L: 44/22		Cell: 515-460-5834	
		Email: tkroesch@iastate.edu	
		Press: N/A	
		<b>cyclones.com</b>	



## BAYLOR

**Game 9 • Nov. 3 • TBA**  
Floyd Casey Stadium • Waco, Texas

<b>General Info</b>		<b>2012 Schedule</b>	
Location: Waco, Texas	Enrollment: 14,900	Sept. 2	SMU
Colors: Green & Gold		Sept. 15	SAM HOUSTON STATE
President: Ken Starr		Sept. 21	at Louisiana-Monroe
Athletics Director: Ian McCaw		Sept. 29	at West Virginia
Conference: Big 12		Oct. 13	TCU
Stadium: Floyd Casey (50,000)		Oct. 20	at Texas
		Oct. 27	at Iowa State
		<b>Nov. 3</b>	<b>KANSAS</b>
		Nov. 10	at Oklahoma
		Nov. 17	KANSAS STATE
		Nov. 24	vs. Texas Tech (Arlington)
		Dec. 1	OKLAHOMA STATE
<b>Head Coach</b>		<b>Series Information</b>	
Art Briles (Texas Tech, 1979)		Overall:	4-7
Record at BU: 25-25 (Fifth season)		In Waco:	0-5
		Last Meeting:	Nov. 12, 2011
<b>Team Information</b>		<b>Media Relations</b>	
2011 Record: 10-3		Heath Nielsen	
Conference Finish: 6-3/T-3rd		Office: 254-710-2743	
Lettermen R/L: 53/17		Cell: 254-709-4237	
		Email: Heath_Nielsen@baylor.edu	
		Press: N/A	
		<b>baylorbears.com</b>	



## WEST VIRGINIA

**Game 12 • Dec. 1 • TBA**  
Milan Puskar Stadium • Morgantown, W. Va.

<b>General Info</b>		<b>2012 Schedule</b>	
Location: Morgantown, W. Va.	Enrollment: 29,617	Sept. 1	MARSHALL
Colors: Gold & Blue		Sept. 15	vs. James Madison (Landover, Md.)
President: Dr. James P. Clements		Sept. 22	MARYLAND
Athletics Director: Oliver Luck		Sept. 29	BAYLOR
Conference: Big 12		Oct. 6	at Texas
Stadium: Mountaineer Field at Milan Puskar Stadium (60,000)		Oct. 13	at Texas Tech
		Oct. 20	KANSAS STATE
		Nov. 3	TCU
		Nov. 10	at Oklahoma State
		Nov. 17	OKLAHOMA
		Nov. 24	at Iowa State
		<b>Dec. 1</b>	<b>KANSAS</b>
<b>Head Coach</b>		<b>Series Information</b>	
Dana Holgorsen (Iowa Wesleyan, 1993)		Overall:	0-1
Record at WVU: 10-3 (Second season)		In Morgantown:	0-0
		Last Meeting:	1941
<b>Team Information</b>		<b>Media Relations</b>	
2011 Record: 10-3		Mike Montoro	
Conference Finish: 5-2/T-1st		Office: 304-293-2821	
Lettermen R/L: 39/18		Cell: 304-276-2605	
		Email: mike.montoro@mail.wvu.edu	
		Press: 304-293-3799	
		<b>msnsportsnet.com</b>	



## SOUTH DAKOTA STATE

Series:..... KU leads 1-0  
 In Lawrence:..... KU leads 1-0  
 4/11/1947 Lawrence..... W, 86-6

## RICE

Series:..... KU leads 1-0  
 Neutral Sites:..... KU leads 1-0  
 12/17/1961 Houston\*..... W, 33-7  
 \*1961 Bluebonnet Bowl

## TCU

Series:..... TCU leads 16-8-4  
 In Lawrence:..... TCU leads 7-5  
 In Fort Worth, Texas:..... TCU leads 6-1-2  
 Neutral Sites:..... TCU leads 2-0-2  
 10/10/1942 Fort Worth..... L, 6-41  
 9/23/1944 Kansas City, Mo..... L, 0-7  
 9/22/1945 Kansas City, Mo..... L, 0-18  
 9/21/1946 Kansas City, Mo..... T, 0-0  
 9/20/1947 Kansas City, Mo..... T, 0-0  
 9/18/1948 Lawrence..... L, 13-14  
 9/17/1949 Lawrence..... L, 0-28  
 9/23/1950 Lawrence..... L, 7-14  
 9/22/1951 Fort Worth..... W, 27-13  
 9/20/1952 Lawrence..... W, 13-0  
 9/19/1953 Fort Worth..... L, 0-13  
 9/18/1954 Lawrence..... L, 6-27  
 9/17/1955 Fort Worth..... L, 14-47  
 9/22/1956 Lawrence..... L, 0-32  
 9/21/1957 Fort Worth..... T, 13-13  
 9/20/1958 Lawrence..... L, 0-42  
 9/19/1959 Fort Worth..... L, 7-14  
 9/17/1960 Lawrence..... W, 21-7  
 9/23/1961 Fort Worth..... L, 16-17  
 9/22/1962 Lawrence..... L, 3-6  
 9/21/1963 Fort Worth..... L, 6-10  
 9/19/1964 Lawrence..... W, 7-3  
 9/18/1982 Lawrence..... W, 30-19  
 9/10/1983 Fort Worth..... T, 16-16  
 9/17/1994 Fort Worth..... L, 21-31  
 9/14/1995 Lawrence..... W, 38-20  
 9/14/1996 Fort Worth..... W, 52-17  
 9/6/1997 Lawrence..... W, 17-10

## NORTHERN ILLINOIS

Series:..... Tied 1-1  
 In Lawrence:..... Tied 1-1  
 9/3/1983 Lawrence..... L, 34-37  
 9/10/2011 Lawrence..... W, 45-42

## KANSAS STATE

Series:..... KU leads 65-39-5  
 In Lawrence:..... KU leads 37-16-2  
 In Manhattan, Kan.:..... KU leads 28-23-3  
 10/4/1902 Lawrence..... W, 16-0  
 10/3/1903 Lawrence..... W, 34-0  
 11/19/1904 Manhattan..... W, 41-4  
 11/25/1905 Lawrence..... W, 28-0  
 11/24/1906 Manhattan..... L, 4-6  
 10/26/1907 Lawrence..... W, 29-10  
 10/10/1908 Lawrence..... W, 12-6  
 10/16/1909 Manhattan..... W, 5-3  
 10/21/1911 Manhattan..... W, 6-0  
 10/26/1912 Lawrence..... W, 19-6  
 10/25/1913 Manhattan..... W, 26-0  
 10/26/1914 Lawrence..... W, 27-0  
 10/23/1915 Manhattan..... W, 19-7

10/28/1916 Lawrence..... T, 0-0  
 11/3/1917 Manhattan..... W, 9-0  
 11/28/1918 Lawrence..... W, 13-7  
 11/1/1919 Lawrence..... W, 16-3  
 10/30/1920 Manhattan..... W, 14-0  
 10/29/1921 Lawrence..... W, 21-7  
 10/28/1922 Manhattan..... T, 7-7  
 10/27/1923 Lawrence..... T, 0-0  
 10/18/1924 Manhattan..... L, 0-6  
 10/17/1925 Lawrence..... L, 7-14  
 10/16/1926 Manhattan..... L, 0-27  
 10/15/1927 Lawrence..... L, 2-13  
 10/20/1928 Manhattan..... W, 7-0  
 10/19/1929 Lawrence..... L, 0-6  
 10/18/1930 Manhattan..... W, 14-0  
 10/17/1931 Lawrence..... L, 0-13  
 11/19/1932 Manhattan..... W, 19-0  
 10/28/1933 Lawrence..... L, 0-6  
 10/20/1934 Manhattan..... L, 0-13  
 10/26/1935 Lawrence..... W, 9-2  
 10/24/1936 Manhattan..... L, 6-26  
 11/13/1937 Lawrence..... L, 0-7  
 10/29/1938 Manhattan..... W, 27-7  
 11/3/1939 Lawrence..... L, 6-27  
 10/26/1940 Manhattan..... L, 0-20  
 11/15/1941 Lawrence..... W, 20-16  
 10/24/1942 Manhattan..... W, 19-7  
 10/30/1943 Lawrence..... W, 25-2  
 11/11/1944 Manhattan..... L, 14-18  
 11/17/1945 Lawrence..... W, 27-0  
 11/16/1946 Manhattan..... W, 34-0  
 11/1/1947 Lawrence..... W, 55-0  
 11/13/1948 Manhattan..... W, 20-14  
 10/29/1949 Lawrence..... W, 38-0  
 11/18/1950 Manhattan..... W, 47-7  
 10/27/1951 Lawrence..... W, 33-14  
 11/1/1952 Manhattan..... W, 26-6  
 11/7/1953 Lawrence..... L, 0-7  
 10/30/1954 Manhattan..... L, 6-28  
 11/5/1955 Lawrence..... L, 0-46  
 11/3/1956 Manhattan..... W, 20-15  
 11/9/1957 Lawrence..... W, 13-7  
 11/1/1958 Manhattan..... W, 21-12  
 10/17/1959 Lawrence..... W, 33-14  
 9/24/1960 Manhattan..... W, 41-0  
 11/11/1961 Lawrence..... W, 34-0  
 11/3/1962 Manhattan..... W, 38-0  
 11/2/1963 Lawrence..... W, 34-0  
 10/31/1964 Manhattan..... W, 7-0  
 10/30/1965 Lawrence..... W, 34-0  
 10/29/1966 Manhattan..... T, 3-3  
 11/4/1967 Lawrence..... W, 17-16  
 11/16/1968 Manhattan..... W, 38-29  
 10/11/1969 Lawrence..... L, 22-26  
 10/10/1970 Manhattan..... W, 21-15  
 10/9/1971 Lawrence..... W, 39-13  
 10/14/1972 Manhattan..... L, 19-20  
 10/13/1973 Lawrence..... W, 25-18  
 10/12/1974 Manhattan..... W, 20-13  
 11/1/1975 Lawrence..... W, 28-0  
 10/23/1976 Manhattan..... W, 24-14  
 11/5/1977 Lawrence..... W, 29-21  
 11/18/1978 Manhattan..... L, 20-36  
 11/3/1979 Lawrence..... W, 36-28  
 11/1/1980 Manhattan..... W, 20-18  
 10/24/1981 Lawrence..... W, 17-14  
 10/23/1982 Manhattan..... L, 7-36  
 10/15/1983 Lawrence..... W, 31-3  
 10/13/1984 Manhattan..... L, 7-24  
 10/19/1985 Lawrence..... W, 38-7  
 10/18/1986 Manhattan..... L, 12-29  
 11/7/1987 Manhattan..... T, 17-17

11/5/1988 Lawrence..... W, 30-12  
 10/28/1989 Manhattan..... W, 21-16  
 10/27/1990 Lawrence..... W, 27-24  
 10/12/1991 Manhattan..... L, 12-16  
 10/10/1992 Lawrence..... W, 31-7  
 10/9/1993 Manhattan..... L, 9-10  
 10/6/1994 Lawrence..... L, 13-21  
 10/28/1995 Manhattan..... L, 7-41  
 11/9/1996 Lawrence..... L, 12-38  
 11/8/1997 Manhattan..... L, 16-48  
 10/31/1998 Lawrence..... L, 6-54  
 10/9/1999 Manhattan..... L, 9-50  
 10/7/2000 Lawrence..... L, 13-52  
 10/27/2001 Manhattan..... L, 6-40  
 11/2/2002 Lawrence..... L, 0-64  
 10/25/2003 Manhattan..... L, 6-42  
 10/9/2004 Lawrence..... W, 31-28  
 10/8/2005 Manhattan..... L, 3-12  
 11/18/2006 Lawrence..... W, 39-20  
 10/6/2007 Manhattan..... W, 30-24  
 11/1/2008 Lawrence..... W, 52-21  
 11/7/2009 Manhattan..... L, 10-17  
 10/14/2010 Lawrence..... L, 7-59  
 10/22/2011 Lawrence..... L, 21-59

11/22/1960 Stillwater..... W, 14-7  
 10/28/1961 Lawrence..... W, 42-8  
 10/27/1962 Stillwater..... W, 36-17  
 10/26/1963 Lawrence..... W, 41-7  
 10/24/1964 Stillwater..... W, 14-13  
 10/23/1965 Lawrence..... W, 9-0  
 10/22/1966 Stillwater..... L, 7-10  
 10/21/1967 Stillwater..... W, 26-15  
 10/19/1968 Lawrence..... W, 49-19  
 11/1/1969 Lawrence..... L, 25-28  
 10/31/1970 Stillwater..... L, 7-19  
 10/30/1971 Lawrence..... L, 10-17  
 11/4/1972 Stillwater..... W, 13-10  
 11/3/1973 Lawrence..... T, 10-10  
 11/2/1974 Stillwater..... L, 13-24  
 10/25/1975 Lawrence..... L, 19-35  
 10/9/1976 Stillwater..... L, 14-21  
 10/22/1977 Lawrence..... L, 0-21  
 10/21/1978 Stillwater..... L, 7-21  
 10/27/1979 Lawrence..... L, 17-30  
 10/25/1980 Stillwater..... T, 14-14  
 10/10/1981 Lawrence..... L, 7-20  
 10/9/1982 Stillwater..... T, 24-24  
 10/22/1983 Lawrence..... L, 10-27  
 10/20/1984 Stillwater..... L, 10-47  
 10/26/1985 Lawrence..... L, 10-17  
 10/25/1986 Stillwater..... L, 6-24  
 11/14/1987 Lawrence..... L, 17-49  
 11/12/1988 Stillwater..... L, 24-63  
 11/4/1989 Lawrence..... L, 24-37  
 11/3/1990 Stillwater..... W, 31-30  
 11/2/1991 Stillwater..... W, 31-0  
 11/2/1992 Lawrence..... W, 26-18  
 10/30/1993 Stillwater..... W, 13-6  
 10/29/1994 Lawrence..... W, 24-14  
 11/18/1995 Stillwater..... W, 22-17  
 9/5/1998 Lawrence..... L, 28-38  
 11/13/1999 Stillwater..... L, 13-45  
 11/16/2002 Lawrence..... L, 20-55  
 11/15/2003 Stillwater..... L, 21-44  
 10/14/2006 Lawrence..... L, 33-42  
 11/10/2007 Stillwater..... W, 43-28  
 11/20/2010 Lawrence..... L, 14-48  
 10/8/2011 Stillwater..... L, 28-70

## OKLAHOMA STATE

Series:..... OSU leads 30-29-3  
 In Lawrence:..... OSU leads 17-15-1  
 In Stillwater, Okla.:..... KU leads 14-13-2  
 10/13/1923 Lawrence..... W, 9-0  
 10/4/1924 Lawrence..... L, 0-3  
 10/3/1925 Lawrence..... W, 13-3  
 10/31/1931 Lawrence..... L, 7-13  
 11/2/1946 Lawrence..... W, 14-13  
 11/15/1947 Stillwater..... W, 13-7  
 10/30/1948 Lawrence..... W, 13-7  
 10/22/1949 Stillwater..... W, 55-14  
 10/21/1950 Lawrence..... W, 40-7  
 11/17/1951 Stillwater..... W, 27-12  
 11/15/1952 Lawrence..... W, 12-7  
 11/14/1953 Lawrence..... L, 14-41  
 11/13/1954 Stillwater..... L, 12-47  
 11/12/1955 Lawrence..... W, 12-7  
 10/26/1956 Stillwater..... W, 21-13  
 11/16/1957 Lawrence..... W, 13-7  
 11/15/1958 Stillwater..... L, 3-6  
 11/14/1959 Lawrence..... W, 28-14







## OKLAHOMA

Series:.....OU leads 69-27-6  
 In Lawrence:.....OU leads 32-14-3  
 In Norman, Okla.:.....OU leads 36-13-3  
 Neutral Sites:.....OU leads 1-0-0

11/7/1903	Lawrence	.....W, 17-5
10/21/1904	Norman	.....W, 16-0
10/21/1905	Lawrence	.....W, 34-0
10/20/1906	Lawrence	.....W, 20-4
10/19/1907	Norman	.....W, 15-0
10/17/1908	Lawrence	.....W, 11-0
10/9/1909	Lawrence	.....W, 11-0
11/12/1910	Norman	.....W, 2-0
11/11/1911	Lawrence	.....L, 0-3
11/2/1912	Lawrence	.....L, 5-6
11/1/1913	Norman	.....L, 7-21
10/31/1914	Lawrence	.....T, 16-16
10/30/1915	Norman	.....L, 14-23
11/4/1916	Lawrence	.....W, 21-13
11/10/1917	Norman	.....W, 13-6
11/9/1918	Lawrence	.....L, 0-33
11/8/1919	Lawrence	.....T, 0-0
11/6/1920	Norman	.....L, 9-21
11/5/1921	Norman	.....L, 7-24
11/4/1922	Lawrence	.....W, 19-3
11/3/1923	Norman	.....W, 7-3
11/15/1924	Lawrence	.....W, 20-0
11/7/1925	Norman	.....T, 0-0
11/11/1926	Lawrence	.....W, 10-9
11/12/1927	Norman	.....L, 7-26
11/17/1928	Lawrence	.....L, 0-7
11/9/1929	Norman	.....W, 7-0
11/15/1930	Lawrence	.....W, 13-0
11/7/1931	Norman	.....L, 0-10
10/8/1932	Lawrence	.....L, 6-21
11/4/1933	Norman	.....L, 0-20
10/27/1934	Lawrence	.....T, 7-7
11/2/1935	Norman	.....W, 7-0
10/17/1936	Lawrence	.....L, 0-14
10/23/1937	Norman	.....W, 6-3
10/15/1938	Lawrence	.....L, 0-19
10/21/1939	Norman	.....L, 7-27
10/9/1940	Lawrence	.....L, 0-13
11/1/1941	Norman	.....L, 0-38
10/17/1942	Lawrence	.....L, 0-25
11/6/1943	Norman	.....L, 13-26
11/18/1944	Lawrence	.....L, 0-20
10/20/1945	Norman	.....L, 7-39
11/9/1946	Lawrence	.....W, 16-13
10/18/1947	Norman	.....T, 13-13
11/20/1948	Lawrence	.....L, 7-60
10/15/1949	Norman	.....L, 26-48
11/11/1950	Lawrence	.....L, 13-33
10/20/1951	Norman	.....L, 21-33
10/18/1952	Lawrence	.....L, 20-42
10/17/1953	Norman	.....L, 0-45
10/16/1954	Lawrence	.....L, 0-65
10/15/1955	Norman	.....L, 6-44
10/20/1956	Lawrence	.....L, 12-34
10/19/1957	Norman	.....L, 0-47
10/18/1958	Lawrence	.....L, 0-43
10/24/1959	Norman	.....L, 6-7
10/15/1960	Lawrence	.....T, 13-13
10/21/1961	Norman	.....W, 10-0
10/20/1962	Lawrence	.....L, 7-13
10/19/1963	Norman	.....L, 18-21
10/17/1964	Lawrence	.....W, 15-14
10/16/1965	Norman	.....L, 7-21
10/15/1966	Lawrence	.....L, 0-35
11/18/1967	Norman	.....L, 10-14
11/9/1968	Lawrence	.....L, 23-27

11/15/1969	Norman	.....L, 15-31
11/14/1970	Lawrence	.....L, 24-28
11/13/1971	Norman	.....L, 10-56
11/18/1972	Lawrence	.....L, 7-31
11/17/1973	Norman	.....L, 20-48
11/16/1974	Lawrence	.....L, 14-45
11/8/1975	Norman	.....W, 23-3
10/16/1976	Lawrence	.....L, 10-28
10/1/1977	Norman	.....L, 9-42
10/14/1978	Lawrence	.....L, 16-17
11/10/1979	Norman	.....L, 0-38
11/8/1980	Lawrence	.....L, 19-21
10/17/1981	Norman	.....L, 7-45
10/16/1982	Lawrence	.....L, 14-38
10/29/1983	Norman	.....L, 14-45
10/27/1984	Lawrence	.....W, 28-11
11/2/1985	Norman	.....L, 6-48
11/1/1986	Lawrence	.....L, 3-64
10/31/1987	Lawrence	.....L, 10-71
10/29/1988	Norman	.....L, 14-63
9/30/1989	Lawrence	.....L, 6-45
9/29/1990	Norman	.....L, 17-31
10/26/1991	Norman	.....L, 3-41
10/24/1992	Lawrence	.....W, 27-10
10/23/1993	Norman	.....L, 25-38
10/22/1994	Lawrence	.....L, 17-20
10/21/1995	Norman	.....W, 38-17
10/5/1996	Norman	.....W, 52-24
10/4/1997	Lawrence	.....W, 20-17
9/30/2000	Norman	.....L, 16-34
10/13/2001	Lawrence	.....L, 10-38
10/23/2004	Norman	.....L, 10-41
10/15/2005	Kansas City, Mo.	.....L, 3-19
10/18/2008	Norman	.....L, 31-45
10/24/2009	Lawrence	.....L, 13-35
10/15/2011	Lawrence	.....L, 17-47

## TEXAS

Series:.....UT leads 9-2  
 In Lawrence:.....UT leads 4-2  
 In Austin, Texas:.....UT leads 5-0

11/23/1901	Lawrence	.....W, 12-0
9/24/1938	Lawrence	.....W, 19-18
11/16/1996	Lawrence	.....L, 17-38
11/15/1997	Austin	.....L, 31-45
11/11/2000	Lawrence	.....L, 16-51
11/10/2001	Austin	.....L, 0-59
11/13/2004	Lawrence	.....L, 23-27
11/12/2005	Austin	.....L, 14-66
11/15/2008	Lawrence	.....L, 7-35
11/21/2009	Austin	.....L, 20-51
10/29/2011	Austin	.....L, 0-43

## BAYLOR

Series:.....BU leads 7-4  
 In Lawrence:.....KU leads 4-2  
 In Waco, Texas:.....BU leads 5-0

9/18/1971	Lawrence	.....W, 22-0
9/10/1988	Lawrence	.....L, 14-27
9/23/1989	Waco	.....L, 3-46
10/10/1998	Waco	.....L, 24-31
11/6/1999	Lawrence	.....W, 45-10
10/5/2002	Waco	.....L, 32-35
10/18/2003	Lawrence	.....W, 28-21
10/21/2006	Waco	.....L, 35-36
10/13/2007	Lawrence	.....W, 58-10
10/2/2010	Waco	.....L, 7-55
11/12/2011	Lawrence (ot)	.....L, 30-31

## TEXAS TECH

Series:.....TTU leads 12-1  
 In Lawrence:.....TTU leads 7-0  
 In Lubbock, Texas:.....TTU leads 5-1

9/18/1965	Lubbock	.....L, 7-28
9/17/1966	Lawrence	.....L, 7-23
9/20/1969	Lubbock	.....L, 22-28
9/19/1970	Lawrence	.....L, 0-23
10/12/1996	Lawrence	.....L, 7-30
10/11/1997	Lubbock	.....L, 7-17
10/28/2000	Lawrence	.....L, 39-45
10/6/2001	Lubbock (ot)	.....W, 34-31
9/25/2004	Lawrence	.....L, 30-31
10/1/2005	Lubbock	.....L, 17-30
10/25/2008	Lawrence	.....L, 21-63
10/31/2009	Lubbock	.....L, 21-42
10/1/2011	Lawrence	.....L, 34-45

## IOWA STATE

Series:.....KU leads 49-36-6  
 In Lawrence:.....KU leads 27-15-3  
 In Ames, Iowa:.....KU leads 22-21-3

10/15/1898	Lawrence	.....W, 11-6
10/14/1916	Ames	.....L, 0-13
10/27/1917	Lawrence	.....W, 7-0
10/25/1919	Ames	.....T, 0-0
10/23/1920	Lawrence	.....W, 7-0
11/5/1921	Ames	.....W, 14-7
10/11/1924	Lawrence	.....L, 10-13
10/10/1925	Ames	.....L, 0-20
10/27/1928	Lawrence	.....T, 0-0
10/26/1929	Ames	.....W, 33-0
10/25/1930	Lawrence	.....W, 20-6
10/15/1932	Ames	.....W, 26-0
11/18/1933	Lawrence	.....W, 20-6
11/3/1934	Ames	.....T, 0-0
11/23/1935	Lawrence	.....L, 12-21
10/10/1936	Ames	.....L, 7-21
10/16/1937	Lawrence	.....W, 14-6
10/22/1938	Ames	.....L, 7-21
10/7/1939	Lawrence	.....W, 14-0
10/5/1940	Ames	.....L, 0-7
10/25/1941	Lawrence	.....W, 13-0
11/14/1942	Ames	.....L, 13-20
10/9/1943	Lawrence	.....L, 6-13
10/14/1944	Ames	.....L, 0-25
10/6/1945	Lawrence	.....T, 13-13
10/12/1946	Ames	.....W, 24-8
10/4/1947	Lawrence	.....W, 27-7
10/9/1948	Ames	.....W, 20-7
10/1/1949	Lawrence	.....L, 6-19
10/14/1950	Ames	.....W, 33-21
9/29/1951	Lawrence	.....W, 53-33
10/11/1952	Ames	.....W, 43-0
10/3/1953	Lawrence	.....W, 23-0
10/9/1954	Ames	.....L, 6-33
10/8/1955	Lawrence	.....T, 7-7
10/13/1956	Ames	.....W, 25-14
10/12/1957	Lawrence	.....L, 6-21
10/11/1958	Ames	.....W, 7-0
10/31/1959	Lawrence	.....W, 7-0
10/8/1960	Ames	.....W, 28-14
10/14/1961	Lawrence	.....W, 21-7
10/13/1962	Ames	.....W, 29-8
10/12/1963	Lawrence	.....L, 14-17
10/10/1964	Ames	.....W, 42-6
10/9/1965	Lawrence	.....L, 7-21
10/8/1966	Ames	.....L, 7-24
10/28/1967	Lawrence	.....W, 28-14
10/26/1968	Ames	.....W, 46-25

10/25/1969	Ames	.....L, 20-44
10/24/1970	Lawrence	.....W, 24-10
10/23/1971	Ames	.....L, 24-40
10/28/1972	Lawrence	.....L, 8-34
10/27/1973	Ames	.....W, 22-20
10/26/1974	Lawrence	.....L, 6-22
10/18/1975	Ames	.....W, 21-10
11/6/1976	Lawrence	.....L, 17-31
10/29/1977	Ames	.....L, 3-41
10/28/1978	Lawrence	.....L, 7-13
10/20/1979	Ames	.....W, 24-7
10/18/1980	Lawrence	.....W, 28-17
11/7/1981	Ames	.....W, 24-11
11/6/1982	Lawrence	.....W, 24-17
10/8/1983	Ames	.....L, 35-38
10/6/1984	Lawrence	.....W, 33-14
10/12/1985	Ames	.....L, 21-22
10/11/1986	Lawrence	.....L, 10-13
10/24/1987	Lawrence	.....L, 28-42
10/22/1988	Ames	.....L, 14-42
10/7/1989	Lawrence	.....L, 20-24
10/6/1990	Ames	.....T, 34-34
10/19/1991	Lawrence	.....W, 41-0
10/18/1992	Ames	.....W, 50-47
10/16/1993	Lawrence	.....W, 35-20
10/15/1994	Ames	.....W, 41-23
10/14/1995	Lawrence	.....W, 34-7
11/2/1996	Ames	.....W, 34-31
11/1/1997	Lawrence	.....W, 34-24
11/21/1998	Ames	.....L, 20-23
11/20/1999	Lawrence	.....W, 31-28
11/18/2000	Ames	.....L, 17-38
11/17/2001	Lawrence	.....L, 7-49
8/31/2002	Ames	.....L, 3-45
11/22/2003	Lawrence	.....W, 36-7
10/30/2004	Ames	.....L, 7-13
11/26/2005	Lawrence (ot)	.....W, 24-21
11/4/2006	Ames	.....W, 41-10
11/17/2007	Lawrence	.....W, 45-7
10/4/2008	Ames	.....W, 35-33
10/10/2009	Lawrence	.....W, 41-36
10/30/2010	Ames	.....L, 16-28
11/5/2011	Ames	.....L, 10-13

## WEST VIRGINIA

Series:.....WVU leads 1-0  
 In Morgantown, W. Va.:.....WVU leads 1-0  
 11/8/1941 Morgantown.....L, 0-21



**Football Bowl Series (FBS)  
(Formerly I-A)**

Atlantic Coast	G	W	L	T	First	Last
Duke	1	1	0	0	2009	2009
Florida State	7	2	5	0	1971	1993
Georgia Tech	3	1	2	0	1947	2011
Miami (Fla.)	4	0	4	0	1957	1990
North Carolina	2	0	2	0	1984	1986
North Carolina State	2	0	2	0	1973	2003
Virginia	2	0	2	0	1990	1991
Virginia Tech	1	1	0	0	2007	2007
<b>Totals</b>	<b>22</b>	<b>5</b>	<b>17</b>	<b>0</b>	<b>1947</b>	<b>2011</b>

Big 10	G	W	L	T	First	Last
Illinois	5	2	3	0	1892	1968
Indiana	2	1	1	0	1967	1968
Iowa	10	7	3	0	1891	1960
Michigan	3	0	3	0	1893	1979
Michigan State	6	1	5	0	1934	1994
Minnesota	7	4	3	0	1893	2008
Nebraska	117	23	91	3	1892	2010
Northwestern	2	0	2	0	2003	2004
Penn State	1	0	1	0	1969	1969
Wisconsin	6	2	4	0	1901	1976
<b>Totals</b>	<b>159</b>	<b>40</b>	<b>116</b>	<b>3</b>	<b>1892</b>	<b>2010</b>

Big 12	G	W	L	T	First	Last
Baylor	11	4	7	0	1971	2011
Iowa State	91	49	36	6	1898	2011
Kansas State	109	65	39	5	1902	2011
Oklahoma	102	27	69	6	1903	2011
Oklahoma State	62	29	30	3	1923	2011
Texas	11	2	9	0	1901	2011
TCU	28	8	16	4	1942	1997
Texas Tech	13	1	12	0	1965	2011
West Virginia	1	0	1	0	1941	1941
<b>Totals</b>	<b>428</b>	<b>185</b>	<b>219</b>	<b>24</b>	<b>1898</b>	<b>2011</b>

Big East	G	W	L	T	First	Last
Cincinnati	2	1	1	0	1995	1997
Louisville	3	0	3	0	1980	1990
Pittsburgh	3	0	3	0	1975	1980
South Florida	2	1	1	0	2006	2008
Syracuse	8	4	4	0	1959	1980
Temple	1	0	1	0	1941	1941
<b>Totals</b>	<b>19</b>	<b>6</b>	<b>13</b>	<b>0</b>	<b>1941</b>	<b>2008</b>

Conference USA	G	W	L	T	First	Last
Houston	3	2	0	0	1994	2005
Rice	1	1	0	0	1961	1961
SMU	6	2	4	0	1952	2000
Southern Mississippi	2	1	1	0	2009	2010
Tulane	1	1	0	0	1958	1958
Tulsa	10	5	5	0	1933	2004
UAB	4	4	0	0	1994	2000
UTEP	1	1	0	0	2009	2009
<b>Totals</b>	<b>28</b>	<b>18</b>	<b>10</b>	<b>0</b>	<b>1933</b>	<b>2010</b>

Independents	G	W	L	T	First	Last
Army	1	0	1	0	1922	1922
BYU	1	1	0	0	1992	1992
Notre Dame	6	1	4	1	1904	1999
<b>Totals</b>	<b>8</b>	<b>2</b>	<b>5</b>	<b>1</b>	<b>1904</b>	<b>1999</b>

Mid-American	G	W	L	T	First	Last
Ball State	2	2	0	0	1992	1996
Bowling Green	1	0	1	0	2002	2002
Central Michigan	1	1	0	0	2007	2007
Kent State	2	1	1	0	1987	1989
Northern Illinois	2	1	1	0	1983	2011
Ohio	1	0	1	0	1967	1967
Toledo	4	3	1	0	1991	2007
<b>Totals</b>	<b>13</b>	<b>8</b>	<b>5</b>	<b>0</b>	<b>1941</b>	<b>2011</b>

Mountain West	G	W	L	T	First	Last
Colorado State	4	4	0	0	1931	1993
Hawaii	1	1	0	0	1985	1985
New Mexico	3	2	1	0	1968	1970
San Diego State	1	0	1	0	1999	1999
UNLV	2	1	1	0	2002	2003
Wyoming	6	4	1	1	1961	2003
<b>Totals</b>	<b>17</b>	<b>12</b>	<b>4</b>	<b>1</b>	<b>1931</b>	<b>2003</b>

Pac 12	G	W	L	T	First	Last
Arizona	6	3	2	1	1936	1966
California	5	2	3	0	1961	1992
Colorado	70	24	43	3	1903	2010
Oregon	2	1	0	1	1980	1981
Oregon State	6	4	2	0	1957	1992
Southern California	1	1	0	0	1983	1983
Stanford	1	0	1	0	1967	1967
UCLA	7	2	5	0	1953	2001
Utah	4	2	2	0	1950	1996
Washington	1	0	1	0	1978	1978
Washington State	9	7	2	0	1955	1977
<b>Totals</b>	<b>112</b>	<b>46</b>	<b>61</b>	<b>5</b>	<b>1903</b>	<b>2001</b>

Southeastern	G	W	L	T	First	Last
Arkansas	2	2	0	0	1905	1906
Auburn	2	0	2	0	1987	1988
Kentucky	4	3	0	1	1975	1982
Mississippi State	1	0	1	0	1981	1981
Missouri	120	55	56	9	1891	2011
Tennessee	2	0	2	0	1973	1974
Texas A&M	11	2	9	0	1974	2011
Vanderbilt	2	1	1	0	1984	1985
<b>Totals</b>	<b>144</b>	<b>63</b>	<b>71</b>	<b>10</b>	<b>1891</b>	<b>2011</b>

Sun Belt	G	W	L	T	First	Last
Arkansas State	1	1	0	0	1981	1981
Florida Atlantic	1	1	0	0	2005	2005
Florida International	2	2	0	0	2007	2008
Louisiana Monroe	1	1	0	0	2006	2006
North Texas	3	3	0	0	1979	1998
<b>Totals</b>	<b>8</b>	<b>8</b>	<b>0</b>	<b>0</b>	<b>1979</b>	<b>2008</b>

WAC	G	W	L	T	First	Last
Louisiana Tech	3	2	1	0	1987	2008
New Mexico State	3	2	1	0	1988	2010
Utah State	1	1	0	0	1986	1986
<b>Totals</b>	<b>7</b>	<b>5</b>	<b>2</b>	<b>0</b>	<b>1985</b>	<b>2010</b>

**Football Championship Series  
(FCS)  
(Formerly I-AA)**

Atlantic 10	G	W	L	T	First	Last
Villanova	1	0	1	0	1940	1940

Big Sky	G	W	L	T	First	Last
Montana State	1	1	0	0	1989	1989
Northern Colorado	1	1	0	0	2009	2009
<b>Totals</b>	<b>2</b>	<b>2</b>	<b>0</b>	<b>0</b>	<b>1989</b>	<b>2009</b>

Ivy	G	W	L	T	First	Last
Pennsylvania	1	0	1	0	1930	1930

Missouri Valley	G	W	L	T	First	Last
Illinois State	1	1	0	0	1998	1998
Indiana State	2	2	0	0	1985	1986
Missouri State	2	2	0	0	2001	2002
North Dakota State	1	0	1	0	2010	2010
South Dakota State	1	1	0	0	1947	1947
Southern Illinois	3	3	0	0	1986	2000
<b>Totals</b>	<b>10</b>	<b>9</b>	<b>1</b>	<b>0</b>	<b>1947</b>	<b>2010</b>

Ohio Valley	G	W	L	T	First	Last
Eastern Illinois	1	1	0	0	1985	1985
Jacksonville State	1	1	0	0	2003	2003
<b>Totals</b>	<b>2</b>	<b>2</b>	<b>0</b>	<b>0</b>	<b>1985</b>	<b>2003</b>

Pioneer	G	W	L	T	First	Last
Drake	17	10	6	1	1899	1940

Southern	G	W	L	T	First	Last
Appalachian State	1	1	0	0	2005	2005
Western Carolina	1	1	0	0	1993	1993
<b>Totals</b>	<b>2</b>	<b>2</b>	<b>0</b>	<b>0</b>	<b>1993</b>	<b>2005</b>

Southland	G	W	L	T	First	Last
McNeese State	1	1	0	0	2011	2011
Northwestern (La.) St.	1	1	0	0	2006	2006
Sam Houston State	1	1	0	0	2006	2008
Southeastern Louisiana	1	1	0	0	2007	2007
<b>Totals</b>	<b>4</b>	<b>4</b>	<b>0</b>	<b>0</b>	<b>2006</b>	<b>2011</b>



**Others**

Others	G	W	L	T	First	Last
Abilene (Kan.)	1	1	0	0	1896	1896
Ainsworth Medical	1	1	0	0	1898	1898
Baker	10	6	3	1	1890	1918
Beloit (Kan.)	1	0	0	1	1901	1901
Boston	2	2	0	0	1959	1962
Cal State Northridge	1	1	0	0	1999	1999
Creighton	3	3	0	0	1923	1933
Denver	9	6	2	1	1932	1950
Denver Athletic Club	3	2	1	0	1892	1896
Doane	3	3	0	0	1894	1896
Drury	1	1	0	0	1905	1905
College of Emporia	5	5	0	0	1903	1914
Emporia State	18	16	1	1	1895	1929
Fort Riley (Kan.)	1	0	1	0	1943	1943
George Washington	6	3	3	0	1933	1949
Glasco (Kan.)	1	1	0	0	1897	1897
Grinnell (Kan.)	4	2	2	0	1925	1928
Haskell (Kan.)	11	6	5	0	1896	1931
Iowa Navy Pre-Flight	1	0	1	0	1942	1942
James Milliken	1	1	0	0	1931	1931
Kansas City Medical	7	4	3	0	1896	1902
Kansas City YMCA	2	1	1	0	1890	1891
Kirkville Osteopathy (Mo.)	1	1	0	0	1901	1901
Knox	1	0	1	0	1902	1902
Loyola (Calif.)	1	1	0	0	1951	1951
Marquette	4	0	4	0	1928	1945
Midland	3	3	0	0	1895	1897
Olathe Navy (Kan.)	1	1	0	0	1944	1944
Ottawa	6	4	1	1	1894	1910
Pacific	1	0	0	1	1956	1956
Pittsburg State	1	1	0	0	1919	1919
Saint Louis	3	1	2	0	1906	1932
St. Benedict's	2	2	0	0	1934	1935
St. Mary's (Kan.)	8	8	0	0	1897	1912
Santa Clara	1	1	0	0	1952	1952
South Dakota	1	1	0	0	1900	1900
Warrensburg (Mo.)	5	5	0	0	1897	1943
Washburn	37	28	5	4	1891	1945
Washington (Mo.)	15	12	0	3	1891	1942
Wichita State	7	5	2	0	1902	1984
William Jewell	6	6	0	0	1905	1914
<b>Totals</b>	<b>196</b>	<b>145</b>	<b>38</b>	<b>13</b>	<b>1890</b>	<b>1999</b>

All-Time Totals	G	W	L	T	First	Last
<b>Totals</b>	<b>1200</b>	<b>572</b>	<b>570</b>	<b>58</b>	<b>1890</b>	<b>2011</b>





The new Big 12 ushers in its 17th year by welcoming a new commissioner and two new members as it continues to promote the stability, strength and success of one of the nation's premier athletic conferences.

Bob Bowlsby was named the Conference's fourth commissioner on May 4, 2012 after spending the previous six years as director of athletics at Stanford University. TCU and West Virginia became the Big 12's first additions since inception, joining Baylor, Iowa State, Kansas, Kansas State, Oklahoma, Oklahoma State, Texas and Texas Tech.

With 10 members, the Big 12 will remain as the only major conference in the nation to determine its champions in all sports directly on the field of play.

The Conference's hard work ethic and strong values have translated to enormous success in its first 16 years. Since it began competition in 1996-97, the league can boast of 47 NCAA team titles and 517 individual national championships. The trophy case added more hardware last year, including Baylor's second national championship in women's basketball, as well as the Hunter seat title for BU in equestrian. In addition, Texas men's golf claimed the national crown.

Several other teams also made strong national showings. The 2011 season marked the sixth straight in which Big 12 volleyball represented with at least three teams in the NCAA Regional Semifinal field. Texas has made six consecutive appearances. The Big 12 finished first in NCAA Volleyball Conference RPI for the first time in its history. In addition to winning its second consecutive national title, Big 12 women's basketball claimed the top position in conference RPI for the fifth consecutive season. Kansas men's basketball advanced to the national title game and made its fourth Final Four appearance since 2002. Oklahoma finished second at the College World Series in softball. Overall in 2011-12, five of the eight sports that hold NCAA Championships where the Big 12 sponsored full round-robin competition had a school competing among the final eight teams or beyond.

The individual honors also continued with national coaches of the year in football (Kansas State's Bill Snyder and Oklahoma State's Mike Gundy), women's basketball (Baylor's Kim Mulkey) and men's basketball (Kansas' Bill Self). In addition, Texas' Matt Scoggin was named the CSCAA Diving Coach of the Year.

Baylor quarterback Robert Griffin III won the league's fifth Heisman Trophy – the most of any conference since 1998. Oklahoma pitcher Keilani Ricketts was selected the 2012 USA Softball Collegiate Player of the Year. Baylor center Brittney Griner garnered consensus national player of the year honors in women's basketball. The Conference has had 13 athletes earn major individual awards in football in the past three campaigns. Also in the fall, Haley Eckerman of Texas was tabbed the American Volleyball Coaches Association's Freshman of the Year. Overall, more than 1,400 student-athletes have earned All-America recognition in the past five years alone.

Through its first 16 years, the Big 12 has claimed a team national championship in 16 of the sports it sponsors. The Conference ranks second with seven appearances in the BCS National Championship Game and leads the country with 95 football consensus All-America selections. League squads have combined to lead the nation in women's basketball attendance each of the last 13 years and the Big 12 is the only conference to surpass the one-million mark in season attendance – doing so six times. In men's basketball, the league has had two teams in the regional finals in four of the past five seasons. No other conference has had multiple Elite Eight teams in a season as much during that span. During the last eight years a total of 26 NCAA trophies have been hoisted by Big 12 institutions, with at least one national crown won in all but one year for the Conference, including 15 consecutive seasons.

The Big 12 and its member institutions are committed to a competitive environment where sportsmanship and fair play take center stage. Whether on the field, in the classroom, or within the community, the student-athletes, administrators, coaches and game officials of the Big 12 support the highest ideals in sportsmanship.

National academic accolades have always been strong in the Big 12. Danielle Robinson (Oklahoma) and Sam Acho (Texas) were selected to receive Today's Top VIII Awards – one of the NCAA's top honors. It recognizes student-athletes who completed their athletic eligibility during 2010-11 for success on the fields and courts, in the classroom and in the community. In 2011-12, two student-athletes were recipients of the NCAA Elite 89 Award. That honor showcases individuals who have reached the pinnacle of competition at the national championship level, while also achieving the highest academic standard among their peers.

In its short history, the Big 12 has also had over 500 Academic All-America recipients, averaging more than 30 each season. Big 12 student-athletes have shown commitment to their studies by earning numerous individual academic recognitions. Nine times in the past eight years a league athlete has garnered the top academic honor for their respective sport. The Big 12 had plenty of success overall in the classroom the last three years, as the Conference boasted 72 student-athletes earning Capital One/CoSIDA Academic All-America recognition through the spring of 2012.

The Big 12 can take pride in other stories that combine on and off the field success. Patience Knight (Texas Tech) was the recipient of the Honda Inspiration Award in 2008, given to an outstanding female college athlete who overcomes adversity to excel in her sport. She was diagnosed with a cancerous tumor in 2007, but rebounded to win All-America honors at the 2008 NCAA Indoor Track & Field Championships. Oklahoma State women's basketball was the inaugural recipient of the "Together We R" Team Award in 2012, recognizing programs that have strived to succeed in the face of adversity.

Competitive excellence, scholarship and sportsmanship are all equal components of the Big 12 philosophy. All-Big 12 teams and Academic All-Big 12 squads are recognized for each sport at the end of their respective seasons. At the end of each academic year, the Conference honors its top male and female student-athletes with the Big 12 Athlete of the Year and Big 12 Sportsperson of the Year awards.

Institutions can also nominate student-athletes for the prestigious Dr. Prentice Gault Postgraduate Scholarships. A total of 293 scholars have received over \$2 million in postgraduate financial aid through the first 16 years of the program.

The Big 12 sponsors 23 sports. Men's squads include baseball, basketball, cross country, football, golf, indoor track & field, outdoor track & field, swimming & diving, tennis and wrestling. Women's teams are fielded in basketball, cross country, equestrian, golf, gymnastics, indoor track & field, outdoor track & field, rowing, soccer, softball, swimming & diving, tennis and volleyball.

Big 12 institutions create a league that encompasses five states and nearly 37 million people. More than 4,200 student-athletes from across the United States and around the World compete annually in the sports sponsored by the Conference.

The Conference conducts postseason championships for 20 of its 23 sports. Each championship helps to determine teams and/or individuals that will represent the Conference in national postseason competition. The winner of the Big 12 football regular season championship earns the league's berth into the Bowl Championship Series.

In its first 16 years, the Conference has distributed more than \$1.6 billion to its member institutions. The conference office is headquartered in Irving, Texas.



Bowl	Date/Time (CT)	Site	Matchup	TV
Gildan New Mexico	TBA	Albuquerque, N.M.	Pac-12 vs. Mountain West	ESPN
Famous Idaho Potato	TBA	Boise, Idaho	WAC vs. MAC	ESPN
R+L Carriers New Orleans	TBA	New Orleans, La.	C-USA vs. Sun Belt	ESPN
Beef O'Brady's St. Petersburg	TBA	St. Petersburg, Fla.	C-USA vs. Big East	ESPN
San Diego County CU Poinsettia	Dec. 20/ 7 p.m.	San Diego, Calif.	BYU vs. Mountain West	ESPN
MAACO Las Vegas	Dec. 22/ 2:30 p.m.	Las Vegas, Nev.	Pac-12 vs. Mountain West	ESPN
Sheraton Hawaii	TBA	Honolulu, Hawaii	WAC vs. C-USA	ESPN
AdvoCare V100 Independence	TBA	Shreveport, La.	ACC vs. Mountain West	ESPN
Little Caesars Pizza	Dec. 26/ 5 p.m.	Detroit, Mich.	Big Ten vs. MAC	ESPN
Belk	Dec. 27/ 5:30 p.m.	Charlotte, N.C.	ACC vs. Big East	ESPN
Bridgeport Education Holiday	Dec. 27/ 8:45 p.m.	San Diego, Calif.	Pac-12 vs. Big 12	ESPN
Military	TBA	Washington, D.C.	Army vs. ACC	ESPN
Champs Sports	TBA	Orlando, Fla.	Big East/Notre Dame vs. ACC	ESPN
Valero Alamo	TBA	San Antonio, Texas	Pac-12 vs. Big 12	ESPN
Bell Helicopter Armed Forces	TBA	Dallas, Texas	C-USA vs. Mountain West	ESPN
New Era Pinstripe	TBA	Bronx, N.Y.	Big 12 vs. Big East	ESPN
Franklin American Mortgage Music City	TBA	Nashville, Tenn.	SEC vs. ACC	ESPN
Valley of the Sun Bowl	TBA	Tempe, Ariz.	Big 12 vs. Big Ten	ESPN
Meineke Car Care Bowl of Texas	TBA	Houston, Texas	Big 12 vs. Big Ten	ESPN
Hyundai Sun	TBA	El Paso, Texas	ACC vs. Pac-12	CBS
Kraft Fight Hunger	TBA	San Francisco, Calif.	Navy vs. Pac-12	ESPN
AutoZone Liberty	TBA	Memphis, Tenn.	C-USA vs. Big East/SEC	ABC
Chick-fil-A	TBA	Atlanta, Ga.	ACC vs. SEC	ESPN
Capital One	TBA	Orlando, Fla.	SEC vs. Big Ten	ESPN
TaxSlayer.com Gator	TBA	Jacksonville, Fla.	SEC vs. Big Ten	ESPN2
GoDaddy.com	TBA	Mobile, Ala.	Sun Belt vs. MAC	ESPN
TicketCity	Jan. 1/TBA	Dallas, Texas	C-USA vs. Big Ten	ESPNU
Outback	Jan. 1/Noon	Tampa, Fla.	SEC vs. Big Ten	ABC
Rose	Jan. 1	Pasadena, Calif.	BCS/Big Ten vs. BCS/Pac-12	ESPN
Tostitos Fiesta	Jan. 1	Glendale, Ariz.	BCS/Big 12 vs. BCS At Large	ESPN
Allstate Sugar	Jan. 2	New Orleans, La.	BCS/SEC vs. BCS At Large	ESPN
Discover Orange	Jan. 3	Miami Gardens, Fla.	BCS/ACC vs. BCS At Large	ESPN
AT&T Cotton	Jan. 4/ 7 p.m.	Arlington, Texas	Big 12 vs. SEC	FOX
BBVA Compass	Jan. 5/ Noon	Birmingham, Ala.	SEC vs. Big East/C-USA	ESPN
BCS National Championship	Jan. 7	Miami Gardens, Fla.	BCS No. 1 vs. BCS No. 2	ESPN

*When not having a conference champion participating in the BCS National Championship Game, the BCS will have the following conference champions serve as host teams:*

**Rose Bowl:** Big Ten and Pac-12

**Discover Orange Bowl:** ACC

**Allstate Sugar Bowl:** SEC

**Tostitos Fiesta Bowl:** Big 12







2011 IN REVIEW

[KUATHLETICS.COM](http://KUATHLETICS.COM)



## 2011 RESULTS

Date	Opponent	W/L	Score	Att.
Sept. 3	McNEESE STATE	W	42-24	41,068
Sept. 10	NORTHERN ILLINOIS	W	45-42	48,084
Sept. 17	at Georgia Tech	L	24-66	42,025
Oct. 1	TEXAS TECH*	L	34-45	39,621
Oct. 8	at #6 Oklahoma State*	L	28-70	58,030
Oct. 15	#1 OKLAHOMA*	L	17-47	42,580
Oct. 22	#12 KANSAS STATE*	L	21-59	47,157
Oct. 29	at #24 Texas*	L	0-43	99,122
Nov. 5	at Iowa State*	L	10-13	51,575
Nov. 12	#25 BAYLOR*	L	30-31 (ot)	35,188
Nov. 19	at Texas A&M*	L	7-61	86,411
Nov. 26	vs. Missouri*	L	10-24	47,059

## SCORE BY QUARTERS

	1st	2nd	3rd	4th	OT	Total
Kansas	65	93	38	66	6	268
Opponents	120	152	145	101	7	525

## ATTENDANCE

	Total	Games	Average
Home	253,698	6	42,283
Away	337,252	5	67,450
Neutral	47,059	1	47,059

## TEAM STATISTICS

	Kansas	Opponents
<b>FIRST DOWNS</b>	<b>228</b>	<b>306</b>
Rushing	114	153
Passing	93	139
Penalty	21	14
<b>RUSHING YARDAGE</b>	<b>1913</b>	<b>2869</b>
Rushing Attempts	543	492
Average Per Rush	3.5	5.8
Average Per Game	159.4	239.1
Rushing TDs	20	38
<b>PASSING YARDAGE</b>	<b>2009</b>	<b>3328</b>
Comp-Att.-INT	191-301-12	260-374-8
Average Per Pass	6.7	8.9
Average Per Catch	10.5	12.8
Average Per Game	167.4	277.3
Passing TDs	15	28
<b>TOTAL OFFENSE</b>	<b>3922</b>	<b>6197</b>
Average Per Play	4.6	7.2
Average Per Game	326.8	516.4
KICK RETURNS: No.-Yards	73-1426	44-913
PUNT RETURNS: No.-Yards	12-95	23-329
INT RETURNS: No.-Yards	8-160	12-161
FUMBLES-Lost	27-11	18-10
PENALTIES-Yards	69-551	62-543
PUNTS-Average	64-42.8	33-38.8
TIME OF POSSESSION/Game	31:16	28:43
THIRD DOWN Conversions	73/188	79/154
FOURTH DOWN Conversions	16/26	9/14
TOUCHDOWNS Scored	36	68
FIELD GOALS-Attempted	6-12	15-18
RED ZONE Scores-Chances	30-37	54-62
PAT Made-Attempts	34-35	66-67
TWO-POINT Conversions-Attempts	0-1	1-2

## RUSHING

	GP	Att.	Gain	Loss	Net	Avg.	TD	Long
James Sims	12	182	747	20	727	4.0	9	56
Darrian Miller	11	136	600	41	559	4.1	4	23
Tony Pierson	11	71	415	19	396	5.6	3	47
Brandon Bourbon	8	28	194	4	190	6.8	1	51
Rell Lewis	11	24	79	7	72	3.0	0	15
Christian Matthews	11	14	70	1	69	4.9	1	10
D.J. Beshears	12	9	67	3	64	7.1	1	22
Quinn Mecham	4	1	0	0	0	0.0	0	0
Jordan Webb	12	70	142	228	-86	-1.2	1	13
TEAM	7	8	0	78	-78	-9.8	0	0
Total	12	543	2314	401	1913	3.5	20	56
Opponents	12	492	3059	190	2869	5.8	38	95

## PASSING

	GP	Eff.	C-A-INT	Pct.	Yards	TD	Long
Jordan Webb	12	126.75	179-281-12	63.7	1884	13	68
Quinn Mecham	4	150.51	11-18-0	61.1	113	2	21
Christian Matthews	11	100.40	1-2-0	50.0	12	0	12
Total	12	127.99	191-301-12	63.5	2009	15	68
Opponents	12	164.69	260-374-8	69.5	3328	28	67

## RECEIVING

	GP	No.	Yards	Avg.	TD	Long
D.J. Beshears	12	40	437	10.9	3	54
Kale Pick	12	34	344	10.1	2	36
Tim Biere	11	27	322	11.9	2	35
JaCorey Shepherd	10	15	252	16.8	3	68
James Sims	12	14	119	8.5	0	39
Christian Matthews	11	11	100	9.1	0	18
Tony Pierson	11	8	44	5.5	0	16
Jimmy Mundine	9	7	86	12.3	1	23
Rell Lewis	11	7	56	8.0	1	26
Darrian Miller	11	7	41	5.9	0	25
Marquis Jackson	8	4	58	14.5	0	21
AJ Steward	12	4	25	6.2	1	10
Andrew Turzilli	3	3	37	12.3	1	14
Daymond Patterson	1	3	34	11.3	1	25
Brandon Bourbon	8	3	23	7.7	0	20
Ted McNulty	11	1	11	11.0	0	11
Trent Smiley	12	1	8	8.0	0	8
Chris Omigie	10	1	6	6.0	0	6
Ricki Herod	5	1	6	6.0	0	6
Total	12	191	2009	10.5	15	68
Opponents	12	260	3328	12.8	28	67

## ALL PURPOSE

	GP	Rush	Rec.	PR	KR	IR	Total	Avg.
D.J. Beshears	12	64	437	72	1014	0	1587	132.2
James Sims	12	727	119	0	10	0	856	71.3
Darrian Miller	11	559	41	0	0	0	600	54.5
Brandon Bourbon	8	190	23	0	273	0	486	60.8
Tony Pierson	11	396	44	0	34	0	474	43.1
Kale Pick	12	0	344	0	0	0	344	28.7
Tim Biere	11	0	322	0	0	0	322	29.3
JaCorey Shepherd	10	0	252	0	0	0	252	25.2
Christian Matthews	11	69	100	0	0	0	169	15.4
Rell Lewis	11	72	56	0	0	0	128	11.6
Bradley McDougald	12	0	0	23	0	86	109	9.1
Total	12	1913	2009	95	1426	160	5603	466.9
Opponents	12	2869	3328	329	913	161	7600	633.3





**FIELD GOALS**

	FG	Pct.	1-19	20-29	30-39	40-49	50+ Lg
Alex Mueller	3-8	37.5	0-0	2-2	1-3	0-3	0-0 36
Ron Doherty	3-4	75.0	1-1	0-0	2-3	0-0	0-0 37

**FIELD GOALS SEQUENCE**

	Kansas	Opponents
McNeese State	-	(26), 33
Northern Illinois	49, (27)	-
Georgia Tech	(28)	(24)
Texas Tech	42	(46), 54
Oklahoma State	36	-
Oklahoma	(36)	(36), (19), (27), (20)
Kansas State	-	(26)
Texas	-	(52), (31)
Iowa State	49, 36, (19)	(32), (42)
Baylor	(37)	(37)
Texas A&M	39	(28)
Missouri	(33)	(23), 27

**SCORING**

	TD	FG	PAT					Saf.	Pts.
			Kick	Rush	Rec.	Pass	DXP		
James Sims	9	-	-	-	-	-	-	54	
Alex Mueller	-	3-8	34-35	-	-	-	-	43	
D.J. Beshears	4	-	-	-	-	-	-	24	
Darrian Miller	4	-	-	-	-	-	-	24	
JaCorey Shepherd	3	-	-	-	-	-	-	18	
Tony Pierson	3	-	-	-	-	-	-	18	
Kale Pick	2	-	-	-	-	-	-	12	
Tim Biere	2	-	-	-	-	-	-	12	
Ron Doherty	-	3-4	-	-	-	-	-	9	
Jordan Webb	1	-	-	-	0-1	-	-	6	
Daymond Patterson	1	-	-	-	-	-	-	6	
Chris. Matthews	1	-	-	-	-	-	-	6	
Rell Lewis	1	-	-	-	-	-	-	6	
Jimmy Mundine	1	-	-	-	-	-	-	6	
Brandon Bourbon	1	-	-	-	-	-	-	6	
Bradley McDougald	1	-	-	-	-	-	-	6	
Andrew Turzilli	1	-	-	-	-	-	-	6	
AJ Steward	1	-	-	-	-	-	-	6	
Total	36	6-12	34-35	-	-	0-1	-	268	
Opponents	68	15-18	66-67	-	1	1-1	-	525	

**TOTAL OFFENSE**

	GP	Plays	Rush	Pass	Total	Avg.
Jordan Webb	12	351	-86	1884	1798	149.8
James Sims	12	182	727	0	727	60.6
Darrian Miller	11	136	559	0	559	50.8
Tony Pierson	11	71	396	0	396	36.0
Brandon Bourbon	8	28	190	0	190	23.8
Quinn Mecham	4	19	0	113	113	28.2

**KICK RETURNS**

	No.	Yards	Avg.	TD	Long
D.J. Beshears	49	1014	20.7	0	56
Brandon Bourbon	14	273	19.5	0	36
Marquis Jackson	2	40	20.0	0	21
Tony Pierson	2	34	17.0	0	19
Nick Sizemore	1	16	16.0	0	16

James Sims	1	10	10.0	0	10
Ed Fink	1	10	10.0	0	10
Steve Mestan	1	9	9.0	0	9
Brian Maura	1	8	8.0	0	8
Trent Smiley	1	4	4.0	0	4
Total	73	1426	19.5	0	56
Opponents	44	913	20.8	1	97

**PUNTING**

	No.	Yards	Avg.	LG	TB	FC	I20	50+	BLK
Ron Doherty	64	2738	42.8	62	5	15	15	13	0

**PUNT RETURNS**

	No.	Yards	Avg.	TD	Long
D.J. Beshears	10	72	7.2	0	30
Bradley McDougald	2	23	11.5	0	15
Total	12	95	7.9	0	30
Opponents	23	329	14.3	1	72

**INTERCEPTIONS**

	No.	Yards	Avg.	TD	Long
Bradley McDougald	2	86	43.0	1	57
Greg Brown	2	20	10.0	0	20
Tyler Patmon	1	42	42.0	0	42
Anthony Davis	1	7	7.0	0	7
Keeston Terry	1	5	5.0	0	5
Steven Johnson	1	0	0.0	0	0
Total	8	160	20.0	1	57
Opponents	12	161	13.4	0	42

**FUMBLE RETURNS**

	No.	Yards	Avg.	TD	Long
Anthony Davis	1	22	22.0	0	22
Total	1	22	22.0	0	22
Opponents	1	5	5.0	0	5



DAYMOND PATTERSON



GAME-BY-GAME STARTING LINEUPS

Offense	TE/WR*	LT	LG	C	RG	RT	TE/WR*	WR	QB	RB	FB/TE@/WR*
McNeese State	Steward	Spikes	Marrongelli	Hatch	Zlatnik	Hawkinson	Biere	Beshears	Webb	Sims	Sizemore
Northern Illinois	Omigie*	Spikes	Marrongelli	Hatch	Zlatnik	Hawkinson	Biere	Beshears	Webb	Sims	Sizemore
Georgia Tech	Pick*	Spikes	Marrongelli	Hatch	Zlatnik	Hawkinson	Biere	Beshears	Webb	Sims	Steward@
Texas Tech	Matthews*	Spikes	Marrongelli	Hatch	Zlatnik	Hawkinson	Biere	Omigie	Webb	Sims	Steward@
Oklahoma State	Jackson*	Spikes	Marrongelli	Hatch	Zlatnik	Hawkinson	Biere	Matthews	Webb	Sims	Miller
Oklahoma	Shepherd*	Spikes	Marrongelli	Hatch	Zlatnik	Hawkinson	Biere	Matthews	Webb	Sims	Pick*
Kansas State	Shepherd*	Spikes	Marrongelli	Hatch	Zlatnik	Hawkinson	Biere	Matthews	Webb	Sims	Miller
Texas	Steward	Spikes	Marrongelli	Hatch	Zlatnik	Hawkinson	Biere	Beshears	Webb	Sims	Pick*
Iowa State	Jackson*	Spikes	Marrongelli	Hatch	Zlatnik	Hawkinson	Biere	Beshears	Webb	Sims	Pick*
Baylor	Omigie*	Spikes	Marrongelli	Hatch	Zlatnik	Hawkinson	Pick*	Beshears	Webb	Sims	Miller
Texas A&M	McNulty	Spikes	Marrongelli	Hatch	Zlatnik	Hawkinson	Steward	Matthews	Webb	Sims	Pick*
Missouri	Pick*	Spikes	Marrongelli	Hatch	Zlatnik	Hawkinson	Biere	Matthews	Webb	Sims	Pierson

Defense	LE/BU	DT	DT	RE	WLB	MLB	SLB/NB*	LCB	SS	FS	RCB
McNeese State	Oporum	Williams	Young	Agostinho	Johnson	Willis	Bakare	Barfield	McDougald	Terry	Brown
Northern Illinois	Oporum	Williams	Young	Agostinho	Johnson	Willis	Bakare	Patmon	McDougald	Terry	Brown
Georgia Tech	Oporum	Johnson, Jr.	Young	Agostinho	Johnson	Willis	Bakare	Patmon	McDougald	Terry	Barfield
Texas Tech	Oporum	Johnson, Jr.	Young	Agostinho	Johnson	Willis	Bakare	Patmon	McDougald	Terry	Brown
Oklahoma State	Oporum	Johnson, Jr.	Lewandowski	Agostinho	Johnson	Willis	Bakare	Barfield	McDougald	Terry	Brown
Oklahoma	Oporum	Johnson, Jr.	Lewandowski	Agostinho	Johnson	Willis	Patmon*	Barfield	McDougald	L. Smith	Brown
Kansas State	Oporum	Johnson, Jr.	Dorsey	Agostinho	Johnson	Willis	Bakare	Barfield	McDougald	L. Smith	Brown
Texas	Oporum	S. Smith	Dorsey	Agostinho	Johnson	Willis	Bakare	Barfield	McDougald	Terry	Brown
Iowa State	Oporum	Johnson, Jr.	Dorsey	Agostinho	Johnson	Willis	Patmon*	Barfield	McDougald	Terry	Brown
Baylor	Oporum	Johnson, Jr.	Dorsey	Agostinho	Johnson	Willis	Patmon*	Barfield	McDougald	Terry	Davis
Texas A&M	Oporum	Johnson, Jr.	Dorsey	Agostinho	Johnson	Willis	Linton	Barfield	McDougald	Terry	Brown
Missouri	Oporum	Johnson, Jr.	Dorsey	Agostinho	Johnson	Willis	Patmon*	Barfield	McDougald	Terry	Brown

INDIVIDUAL GAME-BY-GAME RUSHING

No.	Player	Att-Yds-TD	MSU	NIU	GT	TTU	OSU	OU	KSU	UT	ISU	BU	A&M	MU
29	Sims	182-727-9	17-104-1	26-110-2	11-40-0	24-85-1	11-41-1	11-75-1	8-30-1	3-5-0	11-50-0	24-64-1	19-88-1	15-35-0
3	Miller	136-559-4	13-63-0	10-57-1	11-53-2	0-0-0	16-39-0	15-66-1	13-42-0	6-6-0	17-70-0	24-148-1	11-16-0	DNP
23	Pierson	71-396-3	5-73-1	4-37-0	6-18-0	9-46-0	6-54-1	3-20-0	8-37-0	4-5-0	DNP	8-70-1	7-3-0	11-33-0
25	Bourbon	28-190-1	3-19-0	7-37-0	1-(-1)-0	10-101-1	1-0-0	DNP	2-6-0	2-3-0	2-25-0	DNP	DNP	DNP
6	Lewis	24-72-0	DNP	1-6-0	10-26-0	1-1-0	3-23-0	1-3-0	0-0-0	1-0-0	0-0-0	0-0-0	6-11-0	1-2-0
12	Matthews	14-69-1	1-6-0	DNP	0-0-0	1-(-1)-0	0-0-0	0-0-0	0-0-0	0-0-0	0-0-0	4-15-1	2-18-0	6-31-0
20	Beshears	9-64-1	2-11-0	1-18-0	0-0-0	0-0-0	1-5-0	0-0-0	0-0-0	0-0-0	3-28-1	0-0-0	1-5-0	1-(-3)-0
8	Mecham	1-0-0	DNP	DNP	0-0-0	DNP	0-0-0	DNP	1-0-0	DNP	DNP	DNP	0-0-0	DNP
2	Webb	70-(-86)-1	8-27-1	11-(-12)-0	3-15-0	6-7-0	6-(-9)-0	8-(-20)	4-(-11)-0	4-(-21)-0	6-1-0	4-0-0	7-(-41)-0	3-(-21)-0
	TEAM	8-(-78)-0	4-(-2)-0	0-0-0	0-0-0	0-0-0	0-0-0	0-0-0	1-(-28)-0	0-0-0	0-0-0	0-0-0	2-(-36)-0	1-(-12)-0
	<b>Total</b>	<b>543-1913-20</b>	<b>55-301-3</b>	<b>60-253-6</b>	<b>42-151-2</b>	<b>51-249-2</b>	<b>44-153-2</b>	<b>38-144-2</b>	<b>37-76-1</b>	<b>20-(-2)-0</b>	<b>39-174-1</b>	<b>64-296-3</b>	<b>55-64-1</b>	<b>38-65-0</b>
	<b>Opponents</b>	<b>491-2862-38</b>	<b>34-95-1</b>	<b>29-147-4</b>	<b>50-621-7</b>	<b>40-164-3</b>	<b>27-106-3</b>	<b>40-254-2</b>	<b>42-261-4</b>	<b>72-441-5</b>	<b>49-251-1</b>	<b>28-193-1</b>	<b>33-189-4</b>	<b>47-164-1</b>

INDIVIDUAL GAME-BY-GAME PASSING

No.	Player	Att-Comp-Int	Yds-TD	MSU	NIU	GT	TTU	OSU	OU	KSU	UT	ISU	BU	A&M	MU
2	Webb	179-281-12	7-10-0	21-30-0	11-19-0	16-22-3	25-36-2	13-25-0	21-28-0	7-16-1	13-21-0	17-27-3	19-27-1	9-20-2	
		1884-13	146-3	281-3	148-0	239-3	316-2	108-0	169-1	48-0	127-0	108-1	133-0	60-0	
8	Mecham	11-18-0	DNP	DNP	6-8-0	DNP	1-1-0	DNP	4-8-0	DNP	DNP	DNP	0-1-0	DNP	
		113-2			63-1		9-0		41-1				0-0		
12	Matthews	1-2-0	0-0-0	DNP	0-0-0	0-0-0	0-0-0	0-0-0	0-0-0	0-0-0	0-1-0	0-0-0	0-0-0	1-1-0	
		12-0	0-0		0-0	0-0	0-0	0-0	0-0	0-0	0-0	0-0	0-0	12-0	
	<b>Total</b>	<b>191-301-12</b>	<b>7-10-0</b>	<b>21-30-0</b>	<b>17-27-0</b>	<b>16-22-3</b>	<b>26-37-2</b>	<b>13-25-0</b>	<b>25-36-0</b>	<b>7-16-1</b>	<b>13-22-0</b>	<b>17-27-3</b>	<b>19-28-1</b>	<b>10-21-2</b>	
		<b>2009-15</b>	<b>146-3</b>	<b>281-3</b>	<b>211-1</b>	<b>239-3</b>	<b>325-2</b>	<b>108-0</b>	<b>210-2</b>	<b>48-0</b>	<b>127-0</b>	<b>108-1</b>	<b>133-0</b>	<b>72-0</b>	
	<b>Opponents</b>	<b>261-375-8</b>	<b>31-41-0</b>	<b>27-33-0</b>	<b>4-7-0</b>	<b>29-46-1</b>	<b>38-49-0</b>	<b>29-48-1</b>	<b>14-21-0</b>	<b>16-21-1</b>	<b>16-30-1</b>	<b>22-30-1</b>	<b>21-27-0</b>	<b>14-22-3</b>	
		<b>3335-28</b>	<b>325-2</b>	<b>315-2</b>	<b>164-2</b>	<b>366-3</b>	<b>494-7</b>	<b>363-5</b>	<b>205-1</b>	<b>149-0</b>	<b>175-0</b>	<b>312-3</b>	<b>280-3</b>	<b>187-2</b>	





**INDIVIDUAL GAME-BY-GAME RECEIVING**

No.	Player	No-Yds-TD	MSU	NIU	GT	TTU	OSU	OU	KSU	UT	ISU	BU	A&M	MU
20	Beshears	40-437-4	0-0-0	7-70-2	5-65-0	3-76-0	4-46-0	1-36-0	3-35-1	1-5-0	5-45-0	7-20-0	2-27-0	2-12-0
7	Pick	34-344-2	0-0-0	3-55-1	1-17-0	4-31-1	5-49-0	0-0-0	6-51-0	0-0-0	3-35-0	5-39-0	5-46-0	2-20-0
86	Biere	27-322-2	1-5-0	4-49-0	3-40-0	4-48-0	7-93-1	2-11-0	3-29-0	0-0-0	0-0-0	3-47-1	DNP	0-0-0
89	Shepherd	15-252-2	3-107-2	2-29-0	DNP	0-0-0	3-82-1	3-8-0	2-23-0	1-(-5)-0	0-0-0	0-0-0	1-8-0	DNP
29	Sims	14-119-0	0-0-0	2-49-0	1-7-0	2-30-0	2-15-0	1-(-1)-0	1-4-0	0-0-0	0-0-0	0-0-0	3-6-0	2-9-0
12	Matthews	11-100-0	0-0-0	DNP	0-0-0	0-0-0	0-0-0	1-7-0	2-16-0	1-13-0	3-25-0	0-0-0	4-39-0	0-0-0
41	Mundine	7-86-1	DNP	DNP	2-22-0	DNP	1-23-0	0-0-0	4-41-1	0-0-0	0-0-0	0-0-0	0-0-0	0-0-0
6	R. Lewis	7-56-0	DNP	1-16-0	0-0-0	1-19-1	1-(-3)-0	1-26-0	0-0-0	0-0-0	0-0-0	1-(-2)-0	0-0-0	2-0-0
81	Jackson	4-48-0	DNP	DNP	2-23-0	0-0-0	0-0-0	1-14-0	0-0-0	DNP	1-21-0	0-0-0	0-0-0	DNP
23	Pierson	8-44-0	0-0-0	0-0-0	0-0-0	0-0-0	0-0-0	1-(-4)-0	1-4-0	1-8-0	DNP	1-4-0	2-1-0	2-31-0
3	Miller	7-41-0	0-0-0	1-7-0	0-0-0	1-25-0	0-0-0	2-11-0	0-0-0	1-(-1)-0	1-1-0	0-0-0	1-(-2)-0	DNP
82	Turzilli	3-37-1	DNP	0-0-0	3-37-1	DNP	0-0-0	DNP	0-0-0	DNP	DNP	DNP	DNP	DNP
15	Patterson	3-34-1	3-34-1	DNP	DNP	DNP	DNP	DNP	DNP	DNP	DNP	DNP	DNP	DNP
11	Steward	5-29-1	0-0-0	0-0-0	0-0-0	1-10-1	1-3-0	0-0-0	1-4-0	0-0-0	0-0-0	0-0-0	1-8-0	0-0-0
25	Bourbon	5-26-0	0-0-0	0-0-0	0-0-0	0-0-0	0-0-0	DNP	2-3-0	1-20-0	0-0-0	DNP	DNP	DNP
87	McNulty	1-11-0	0-0-0	0-0-0	0-0-0	0-0-0	1-11-0	0-0-0	0-0-0	DNP	0-0-0	0-0-0	0-0-0	0-0-0
83	Omigie	1-6-0	DNP	1-6-0	0-0-0	0-0-0	0-0-0	0-0-0	0-0-0	0-0-0	DNP	0-0-0	0-0-0	0-0-0
80	Herod	1-6-0	0-0-0	0-0-0	DNP	DNP	1-6-0	0-0-0	0-0-0	DNP	DNP	DNP	DNP	DNP
85	Smiley	1-8-0	0-0-0	0-0-0	0-0-0	0-0-0	0-0-0	0-0-0	0-0-0	1-8-0	0-0-0	0-0-0	0-0-0	0-0-0
	<b>Total</b>	<b>191-2009-15</b>	<b>7-146-3</b>	<b>21-281-3</b>	<b>17-211-1</b>	<b>16-239-3</b>	<b>26-325-2</b>	<b>13-108-0</b>	<b>25-210-2</b>	<b>7-48-0</b>	<b>13-127-0</b>	<b>17-108-1</b>	<b>19-133-0</b>	<b>10-72-0</b>
	<b>Opponents</b>	<b>261-3335-28</b>	<b>31-325-2</b>	<b>27-315-2</b>	<b>4-164-2</b>	<b>29-366-3</b>	<b>38-494-7</b>	<b>29-363-3</b>	<b>14-205-1</b>	<b>16-149-0</b>	<b>16-175-0</b>	<b>22-312-3</b>	<b>21-28-3</b>	<b>14-187-2</b>

**INDIVIDUAL GAME-BY-GAME PUNT RETURNS**

No.	Player	No-Yds-Lg	MSU	NIU	GT	TTU	OSU	OU	KSU	UT	ISU	BU	A&M	MU
20	Beshears	9-66-30	0-0-0	0-0-0	0-0-0	3-(-7)-0	1-15-15	1-4-4	1-5-5	0-0-0	1-12-12	2-37-30	0-0-0	1-6-6
24	McDougald	2-23-15	0-0-0	0-0-0	0-0-0	0-0-0	0-0-0	1-8-8	1-15-15	0-0-0	0-0-0	0-0-0	0-0-0	0-0-0
	<b>Total</b>	<b>12-95-30</b>	<b>0-0-0</b>	<b>0-0-0</b>	<b>0-0-0</b>	<b>3-(-7)-0</b>	<b>1-15-15</b>	<b>2-12-8</b>	<b>2-20-15</b>	<b>0-0-0</b>	<b>1-12-12</b>	<b>2-37-30</b>	<b>0-0-0</b>	<b>1-6-6</b>
	<b>Opponents</b>	<b>21-329-72</b>	<b>1-2-2</b>	<b>1-7-0</b>	<b>4-27-12</b>	<b>1-1-1</b>	<b>0-0-0</b>	<b>3-84-36</b>	<b>4-26-12</b>	<b>2-6-9</b>	<b>0-0-0</b>	<b>2-3-2</b>	<b>3-162-72</b>	<b>2-11-6</b>

**INDIVIDUAL GAME-BY-GAME KICKOFF RETURNS**

No.	Player	No-Yds-Lg	MSU	NIU	GT	TTU	OSU	OU	KSU	UT	ISU	BU	A&M	MU
20	Beshears	49-1014-56	5-86-32	7-197-56	6-104-21	5-131-56	5-106-26	7-155-30	3-47-17	3-64-22	1-20-20	2-46-31	3-50-19	2-8-8
25	Bourbon	14-273-36	0-0-0	0-0-0	4-72-28	0-0-0	1-31-31	DNP	4-79-36	4-70-19	1-21-21	DNP	DNP	DNP
81	Jackson	2-40-21	DNP	DNP	0-0-0	0-0-0	0-0-0	0-0-0	2-40-21	0-0-0	0-0-0	0-0-0	0-0-0	0-0-0
23	Pierson	2-34-19	0-0-0	0-0-0	0-0-0	2-34-19	0-0-0	0-0-0	0-0-0	0-0-0	DNP	0-0-0	0-0-0	0-0-0
45	Sizemore	1-16-16	0-0-0	0-0-0	0-0-0	0-0-0	0-0-0	1-16-16	0-0-0	0-0-0	0-0-0	0-0-0	0-0-0	0-0-0
84	Maura	1-16-8	DNP	DNP	0-0-0	DNP	DNP	DNP	DNP	DNP	0-0-0	DNP	0-0-0	1-16-8
43	Fink	1-10-10	DNP	DNP	0-0-0	DNP	DNP	1-10-10	0-0-0	0-0-0	0-0-0	0-0-0	0-0-0	0-0-0
29	Sims	1-10-10	0-0-0	0-0-0	0-0-0	0-0-0	0-0-0	0-0-0	0-0-0	0-0-0	0-0-0	1-10-10	0-0-0	0-0-0
46	Mestan	1-9-9	0-0-0	DNP	DNP	DNP	DNP	DNP	0-0-0	DNP	DNP	DNP	1-9-9	0-0-0
85	Smiley	1-4-4	0-0-0	0-0-0	0-0-0	0-0-0	0-0-0	0-0-0	0-0-0	0-0-0	0-0-0	0-0-0	0-0-0	1-4-4
	<b>Total</b>	<b>73-1426-56</b>	<b>5-86-32</b>	<b>7-197-56</b>	<b>10-176-28</b>	<b>7-165-56</b>	<b>6-137-31</b>	<b>9-181-30</b>	<b>9-166-36</b>	<b>7-134-22</b>	<b>2-41-21</b>	<b>3-56-31</b>	<b>4-59-19</b>	<b>4-28-8</b>
	<b>Opponents</b>	<b>41-882-97</b>	<b>7-175-45</b>	<b>7-130-28</b>	<b>4-71-29</b>	<b>5-109-29</b>	<b>4-74-27</b>	<b>32-639-45</b>	<b>4-153-97</b>	<b>2-33-23</b>	<b>2-54-30</b>	<b>1-3-3</b>	<b>0-0-0</b>	<b>3-31-17</b>



INDIVIDUAL GAME-BY-GAME TACKLES

No.	Player	UT-AT-TT TFL/Sack	MSU	NIU	GT	TTU	OSU	OU	KSU	UT	ISU	BU	A&M	MU
52	Johnson	66-58-124 6.0/0.0	9-6-15 2.0/0	3-2-5 0.0/0.0	5-6-11 0.0/0.0	7-5-12 2.0/0.0	5-2-7 0.0/0.0	6-7-13 1.0/0.0	8-4-12 0.0/0.0	5-13-18 0.0/0.0	3-2-5 1.0/0.0	3-7-10 0.0/0.0	2-3-5 0.0/0.0	10-0-10 0.0/0.0
24	McDougald	67-23-90 6.0/1.0	8-0-8 0.0/0.0	2-3-5 0.0/0.0	2-0-2 1.0/1.0	2-4-6 0.0/0.0	6-0-6 0.0/0.0	6-3-9 1.0/0.0	6-2-8 0.0/0.0	8-3-11 0.0/0.0	10-1-11 2.0/0.0	7-3-10 0.0/0.0	5-0-5 0.0/0.0	6-2-8 1.0/0.0
2	Willis	48-33-81 8.0/1.0	5-2-7 1.0/1.0	3-3-6 2.0/0.0	1-1-2 1.0/0.0	4-4-8 0.0/0.0	6-1-7 0.0/0.0	7-3-10 0.0/0.0	2-2-4 0.0/0.0	3-5-8 1.0/0.0	6-2-8 0.0/0.0	4-4-8 0.0/0.0	6-4-10 2.0/0.0	1-2-3 0.0/0.0
9	Terry	35-31-66 1.0/0.0	3-2-5 1.0/0.0	3-1-4 0.0/0.0	3-1-4 0.0/0.0	4-8-12 0.0/0.0	1-0-1 0.0/0.0	DNP 0.0/0.0	1-1-2 0.0/0.0	6-9-15 0.0/0.0	6-2-8 0.0/0.0	4-3-7 0.0/0.0	3-2-5 0.0/0.0	1-2-3 0.0/0.0
17	Bakare	24-27-51 1.0/0.0	3-4-7 0.0/0.0	5-4-9 0.0/0.0	0-0-0 0.0/0.0	4-4-8 0.0/0.0	5-0-5 0.0/0.0	1-0-1 0.0/0.0	3-5-8 1.0/0.0	3-8-11 0.0/0.0	0-0-0 0.0/0.0	0-0-0 0.0/0.0	0-2-2 0.0/0.0	1-0-1 0.0/0.0
35	Oporum	27-18-45 10.5/4.0	7-4-11 3.5/1.0	4-0-4 2.0/0.0	1-2-3 0.0/0.0	1-1-2 0.0/0.0	2-0-2 1.0/1.0	3-4-7 1.0/0.0	0-0-0 0.0/0.0	2-5-7 1.0/1.0	2-1-3 1.0/0.0	1-1-2 0.0/0.0	1-0-1 0.0/0.0	3-0-3 1.0/1.0
5	Brown	23-20-43 1.5/0.0	2-5-7 0.5/0.0	1-1-2 0.0/0.0	3-2-5 0.0/0.0	4-2-6 0.0/0.0	2-0-2 0.0/0.0	1-2-3 0.0/0.0	0-2-2 0.0/0.0	1-2-3 1.0/0.0	6-2-8 0.0/0.0	1-0-1 0.0/0.0	1-0-1 0.0/0.0	2-1-3 0.0/0.0
33	Patmon	28-15-43 2.0/0.0	1-1-2 0.0/0.0	1-2-3 0.0/0.0	2-1-3 0.0/0.0	1-2-3 0.0/0.0	4-0-4 0.0/0.0	3-4-7 0.0/0.0	1-0-1 0.0/0.0	4-2-6 1.0/0.0	7-0-7 0.0/0.0	3-0-3 0.0/0.0	DNP 0.0/0.0	2-2-4 1.0/0.0
19	Barfield	25-10-35 1.0/0.0	3-3-6 0.0/0.0	2-0-2 0.0/0.0	0-0-0 0.0/0.0	1-2-3 0.0/0.0	1-0-1 0.0/0.0	2-1-3 1.0/0.0	0-0-0 0.0/0.0	4-2-6 0.0/0.0	0-0-0 0.0/0.0	4-0-4 0.0/0.0	5-2-7 0.0/0.0	3-0-3 0.0/0.0
47	Wright	14-21-35 0.0/0.0	0-0-0 0.0/0.0	0-0-0 0.0/0.0	1-1-2 0.0/0.0	0-2-2 0.0/0.0	1-0-1 0.0/0.0	0-0-0 0.0/0.0	4-1-5 0.0/0.0	4-8-12 0.0/0.0	2-2-4 0.0/0.0	0-2-2 0.0/0.0	0-1-1 0.0/0.0	2-4-6 0.0/0.0
96	Agostinho	16-15-31 1.0/1.0	2-1-3 1.0/0.0	3-3-6 0.0/0.0	1-3-4 0.0/0.0	1-2-3 1.0/1.0	1-0-1 0.0/0.0	1-0-1 0.0/0.0	2-0-2 0.0/0.0	1-2-3 0.0/0.0	3-1-4 0.0/0.0	2-0-2 1.0/0.0	0-0-0 0.0/0.0	2-3-5 0.0/0.0
1	L. Smith	18-7-25 0.0/0.0	0-0-0 0.0/0.0	1-0-1 0.0/0.0	2-0-2 0.0/0.0	0-0-0 0.0/0.0	6-0-6 0.0/0.0	5-2-7 0.0/0.0	1-0-1 0.0/0.0	0-5-5 0.0/0.0	1-0-1 0.0/0.0	DNP 0.0/0.0	1-0-1 0.0/0.0	1-0-1 0.0/0.0
44	Walker	12-11-23 2.0/1.0	0-0-0 0.0/0.0	0-0-0 0.0/0.0	DNP 0.0/0.0	2-6-8 0.0/0.0	2-1-3 0.0/0.0	0-1-1 0.0/0.0	1-0-1 0.0/0.0	0-0-0 0.0/0.0	2-0-2 1.0/1.0	1-1-2 0.0/0.0	1-2-3 0.0/0.0	3-0-3 1.0/0.0
34	Tharp	14-8-22 0.0/0.0	1-2-3 0.0/0.0	5-0-5 0.0/0.0	1-2-3 0.0/0.0	2-1-3 0.0/0.0	3-0-3 0.0/0.0	DNP 0.0/0.0	DNP 0.0/0.0	1-0-1 0.0/0.0	0-2-2 0.0/0.0	1-0-1 0.0/0.0	0-1-1 0.0/0.0	0-0-0 0.0/0.0
4	Kande	10-7-17 0.0/0.0	1-1-2 0.0/0.0	0-1-1 0.0/0.0	1-1-2 0.0/0.0	0-1-1 0.0/0.0	2-0-2 0.0/0.0	2-0-2 0.0/0.0	0-0-0 0.0/0.0	0-3-3 0.0/0.0	1-0-1 0.0/0.0	0-0-0 0.0/0.0	3-0-3 0.0/0.0	0-0-0 0.0/0.0
22	McDonald	9-8-17 0.0/0.0	0-0-0 0.0/0.0	0-1-1 0.0/0.0	5-2-7 0.0/0.0	0-0-0 0.0/0.0	1-0-1 0.0/0.0	2-5-7 0.0/0.0	1-0-1 0.0/0.0	DNP 0.0/0.0	DNP 0.0/0.0	DNP 0.0/0.0	DNP 0.0/0.0	DNP 0.0/0.0
97	R. Johnson	10-6-16 2.0/0.0	0-0-0 0.0/0.0	0-0-0 0.0/0.0	2-0-2 1.0/0.0	1-1-2 0.0/0.0	1-0-1 0.0/0.0	1-0-1 0.0/0.0	1-1-2 0.0/0.0	1-0-1 1.0/0.0	1-2-3 0.0/0.0	0-0-0 0.0/0.0	0-1-1 0.0/0.0	2-1-3 0.0/0.0
92	Dorsey	7-7-14 3.0/0.0	DNP 0.0/0.0	DNP 0.0/0.0	DNP 0.0/0.0	0-0-0 0.0/0.0	2-0-2 1.0/0.0	0-0-0 0.0/0.0	1-0-1 0.0/0.0	0-2-2 0.0/0.0	1-1-2 0.0/0.0	1-0-1 1.0/0.0	1-2-3 1.0/0.0	2-1-3 0.0/0.0
30	Davis	13-1-14 0.0/0.0	0-0-0 0.0/0.0	1-0-1 0.0/0.0	DNP 0.0/0.0	0-0-0 0.0/0.0	1-0-1 0.0/0.0	2-0-2 0.0/0.0	3-0-3 0.0/0.0	0-0-0 0.0/0.0	1-1-2 0.0/0.0	2-0-2 0.0/0.0	1-0-1 0.0/0.0	2-0-2 0.0/0.0
27	Simmons	8-6-14 0.0/0.0	0-0-0 0.0/0.0	1-0-1 0.0/0.0	0-1-1 0.0/0.0	0-0-0 0.0/0.0	0-0-0 0.0/0.0	2-3-5 0.0/0.0	0-0-0 0.0/0.0	0-1-1 0.0/0.0	0-0-0 0.0/0.0	0-0-0 0.0/0.0	0-1-1 0.0/0.0	5-0-5 0.0/0.0
32	Linton	5-4-9 0.0/0.0	1-1-2 0.0/0.0	0-0-0 0.0/0.0	1-0-1 0.0/0.0	0-0-0 0.0/0.0	0-0-0 0.0/0.0	0-0-0 0.0/0.0	1-0-1 0.0/0.0	1-1-2 0.0/0.0	0-0-0 0.0/0.0	0-0-0 0.0/0.0	1-2-3 0.0/0.0	0-0-0 0.0/0.0
78	Smith	3-5-8 0.0/0.0	0-0-0 0.0/0.0	0-0-0 0.0/0.0	0-0-0 0.0/0.0	1-1-2 0.0/0.0	1-0-1 0.0/0.0	1-0-1 0.0/0.0	0-0-0 0.0/0.0	0-2-2 0.0/0.0	0-1-1 0.0/0.0	0-0-0 0.0/0.0	0-1-1 0.0/0.0	0-0-0 0.0/0.0
40	Mitchell	5-3-8 0.0/0.0	0-0-0 0.0/0.0	2-1-3 0.0/0.0	0-1-1 0.0/0.0	1-0-1 0.0/0.0	0-0-0 0.0/0.0	0-1-1 0.0/0.0	1-0-1 0.0/0.0	1-0-1 0.0/0.0	0-0-0 0.0/0.0	0-0-0 0.0/0.0	0-0-0 0.0/0.0	DNP 0.0/0.0
31	Heeney	5-3-8 0.0/0.0	1-1-2 0.0/0.0	0-1-1 0.0/0.0	0-1-1 0.0/0.0	DNP 0.0/0.0	0-0-0 0.0/0.0	1-0-1 0.0/0.0	2-0-2 0.0/0.0	1-0-1 0.0/0.0	0-0-0 0.0/0.0	0-0-0 0.0/0.0	0-0-0 0.0/0.0	0-0-0 0.0/0.0
55	Reynolds	7-0-7 1.0/0.0	DNP 0.0/0.0	2-0-2 0.0/0.0	0-0-0 0.0/0.0	0-0-0 0.0/0.0	1-0-1 1.0/0.0	1-0-1 0.0/0.0	2-0-2 0.0/0.0	0-0-0 0.0/0.0	0-0-0 0.0/0.0	0-0-0 0.0/0.0	0-0-0 0.0/0.0	1-0-1 0.0/0.0
57	Garrett	2-5-7 0.0/0.0	DNP 0.0/0.0	DNP 0.0/0.0	DNP 0.0/0.0	DNP 0.0/0.0	DNP 0.0/0.0	1-3-4 0.0/0.0	1-0-1 0.0/0.0	DNP 0.0/0.0	0-0-0 0.0/0.0	0-1-1 0.0/0.0	0-0-0 0.0/0.0	0-1-1 0.0/0.0
91	Lewandowski	2-4-6 2.0/1.0	1-0-1 1.0/1.0	0-0-0 0.0/0.0	1-0-1 1.0/0.0	0-1-1 0.0/0.0	0-0-0 0.0/0.0	0-0-0 0.0/0.0	0-0-0 0.0/0.0	0-0-0 0.0/0.0	0-2-2 0.0/0.0	0-0-0 0.0/0.0	0-1-1 0.0/0.0	0-0-0 0.0/0.0
64	Dent	4-2-6 2.0/0.0	0-0-0 0.0/0.0	0-1-1 0.0/0.0	2-1-3 0.0/0.0	0-0-0 0.0/0.0	0-0-0 0.0/0.0	0-0-0 0.0/0.0	1-0-1 1.0/0.0	0-0-0 0.0/0.0	1-0-1 1.0/1.0	0-0-0 0.0/0.0	0-0-0 0.0/0.0	DNP 0.0/0.0
45	Sizemore	5-1-6 0.0/0.0	0-0-0 0.0/0.0	0-0-0 0.0/0.0	2-0-2 0.0/0.0	0-0-0 0.0/0.0	1-0-1 0.0/0.0	1-0-1 0.0/0.0	0-0-0 0.0/0.0	0-1-1 0.0/0.0	1-0-1 0.0/0.0	0-0-0 0.0/0.0	DNP 0.0/0.0	DNP 0.0/0.0
71	Williams	1-3-4 0.0/0.0	1-2-3 0.0/0.0	0-1-1 0.0/0.0	DNP 0.0/0.0	DNP 0.0/0.0	DNP 0.0/0.0	DNP 0.0/0.0	DNP 0.0/0.0	DNP 0.0/0.0	DNP 0.0/0.0	DNP 0.0/0.0	DNP 0.0/0.0	DNP 0.0/0.0
90	Young	1-2-3 0.0/0.0	1-1-2 0.0/0.0	0-1-1 0.0/0.0	0-0-0 0.0/0.0	0-0-0 0.0/0.0	0-0-0 0.0/0.0	0-0-0 0.0/0.0	DNP 0.0/0.0	0-0-0 0.0/0.0	0-0-0 0.0/0.0	DNP 0.0/0.0	0-0-0 0.0/0.0	DNP 0.0/0.0
59	Gibas	0-2-2 0.0/0.0	0-0-0 0.0/0.0	0-0-0 0.0/0.0	0-1-1 0.0/0.0	0-0-0 0.0/0.0	0-0-0 0.0/0.0	0-1-1 0.0/0.0	0-0-0 0.0/0.0	0-0-0 0.0/0.0	0-0-0 0.0/0.0	0-0-0 0.0/0.0	0-0-0 0.0/0.0	0-0-0 0.0/0.0
11	Steward	1-1-2 0.0/0.0	0-0-0 0.0/0.0	0-0-0 0.0/0.0	0-0-0 0.0/0.0	0-0-0 0.0/0.0	0-0-0 0.0/0.0	0-0-0 0.0/0.0	0-0-0 0.0/0.0	0-0-0 0.0/0.0	0-0-0 0.0/0.0	0-0-0 0.0/0.0	1-0-1 0.0/0.0	0-1-1 0.0/0.0
14	Hill	2-0-2 0.0/0.0	1-0-1 0.0/0.0	0-0-0 0.0/0.0	0-0-0 0.0/0.0	DNP 0.0/0.0	DNP 0.0/0.0	0-0-0 0.0/0.0	0-0-0 0.0/0.0	0-0-0 0.0/0.0	0-0-0 0.0/0.0	0-0-0 0.0/0.0	0-0-0 0.0/0.0	1-0-1 0.0/0.0
10	Powell	0-1-1 0.0/0.0	0-0-0 0.0/0.0	DNP 0.0/0.0	DNP 0.0/0.0	DNP 0.0/0.0	DNP 0.0/0.0	DNP 0.0/0.0	DNP 0.0/0.0	DNP 0.0/0.0	DNP 0.0/0.0	DNP 0.0/0.0	0-1-1 0.0/0.0	DNP 0.0/0.0
49	Hunt	0-1-1 0.0/0.0	DNP 0.0/0.0	DNP 0.0/0.0	0-0-0 0.0/0.0	0-1-1 0.0/0.0	DNP 0.0/0.0	DNP 0.0/0.0	0-0-0 0.0/0.0	0-0-0 0.0/0.0	DNP 0.0/0.0	0-0-0 0.0/0.0	DNP 0.0/0.0	0-0-0 0.0/0.0
<b>Total</b>		<b>479-350-829</b> 46.0-8.0	<b>50-36-86</b> 10.0-3.0	<b>39-26-65</b> 4.0-0.0	<b>37-28-65</b> 4.0-1.0	<b>39-48-87</b> 3.0-1.0	<b>53-8-61</b> 3.0-1.0	<b>49-40-89</b> 4.0-0.0	<b>43-20-63</b> 2.0-0.0	<b>46-74-120</b> 4.0-1.0	<b>53-22-76</b> 7.0-1.0	<b>35-22-57</b> 2.0-0.0	<b>34-26-60</b> 3.0/0.0	<b>50-20-70</b> 4.0/1.0





**TEAM GAME-BY-GAME STATISTICS**

		MSU	NIU	GT	TTU	OSU	OU	KSU	UT	ISU	BU	A&M	MU
<b>Total Offense</b>													
<b>Yards</b>	KU	447	534	362	478	478	252	286	46	301	404	197	137
	Opp	420	462	768	530	600	610	466	590	426	505	469	351
<b>Total Plays</b>	KU	65	90	69	73	81	88	73	36	61	91	83	59
	Opp	75	62	57	86	76	63	63	93	79	58	60	69
<b>Avg./Play</b>	KU	6.9	5.9	5.2	6.5	5.9	4.0	3.9	1.3	4.9	4.4	2.4	2.3
	Opp	5.6	7.5	13.5	6.2	7.9	6.9	7.4	6.3	5.4	8.7	7.8	5.1
<b>Rushing</b>	KU	301	253	151	239	153	144	76	-2	174	296	64	65
<b>Yards</b>	Opp	95	147	604	164	106	247	261	441	251	193	189	164
<b>Carries</b>	KU	55	60	42	51	44	38	37	20	39	64	55	38
	Opp	34	29	50	40	27	40	42	72	49	28	33	47
<b>TDs</b>	KU	3	3	2	2	2	2	1	0	1	3	1	0
	Opp	1	4	7	3	3	2	6	5	1	1	4	1
<b>Passing</b>	KU	146	281	211	239	325	108	210	48	127	108	133	72
<b>Yards</b>	Opp	325	315	164	366	494	363	205	149	175	312	280	187
<b>Attempts</b>	KU	10	30	27	22	37	25	36	16	22	27	28	21
	Opp	41	33	7	46	49	48	21	21	30	30	27	22
<b>Completions</b>	KU	7	21	17	16	26	13	25	7	13	17	19	10
	Opp	31	27	4	29	38	29	14	16	16	22	21	14
<b>Comp. %</b>	KU	70.0	70.0	63.0	72.7	70.3	52.0	69.4	43.8	59.1	62.9	67.9	47.6
	Opp	80.4	81.8	57.1	63.0	77.6	60.4	66.7	76.2	53.3	73.3	77.8	63.6
<b>TDs</b>	KU	3	3	1	3	2	0	2	0	0	1	0	0
	Opp	2	2	2	3	7	3	1	0	0	3	3	2
<b>Had Intercepted</b>	KU	0	0	0	3	2	0	0	1	0	3	1	2
	Opp	0	0	0	1	0	1	0	1	1	1	0	3
<b>First Downs</b>	KU	23	32	19	26	24	9	20	3	17	26	19	10
	Opp	22	27	24	28	27	29	26	35	25	22	23	18
<b>Rushing</b>	KU	16	17	7	12	9	6	5	1	9	15	11	6
	Opp	7	8	21	12	6	12	15	25	14	11	11	11
<b>Passing</b>	KU	4	12	11	10	15	3	12	1	6	8	7	4
	Opp	15	17	3	15	19	16	9	8	9	10	12	6
<b>Penalty</b>	KU	3	3	1	4	0	0	3	1	2	3	1	0
	Opp	0	2	0	1	2	1	2	2	2	1	0	1
<b>Time of Possession</b>	KU	25:13	36:49	32:23	31:17	35:14	29:38	29:10	15:53	29:17	43:28	38:17	28:39
	Opp	34:47	23:11	27:37	28:43	24:46	30:22	30:50	44:07	30:43	16:32	21:43	31:21
<b>Third Down</b>	KU	5/12	13/18	9/17	3/10	8/18	3/17	5/16	1/10	4/14	10/20	9/20	3/16
	Opp	9/17	4/8	7/10	7/17	8/12	7/16	5/10	11/16	7/15	5/11	5/8	4/14
<b>Fourth Down</b>	KU	1/2	2/2	0/1	1/2	2/3	1/2	2/2	0/1	1/1	3/3	1/3	2/4
	Opp	1/2	1/2	1/1	2/2	0/0	1/1	0/0	0/1	2/2	1/1	0/2	0/0
<b>Punting</b>	KU	2-92	1-56	7-330	3-118	4-185	11-441	8-324	7-297	4-162	5-231	5-221	7-281
	Opp	4-126	2-92	1-37	5-186	4-169	3-137	3-143	1-33	2-89	3-138	0-0	4-158
<b>Fumbles</b>	KU	0-0	1-1	3-0	4-1	2-2	1-0	3-2	3-1	2-1	0-0	5-2	3-1
	Opp	0-0	0-0	1-0	1-0	2-0	2-2	1-0	1-1	4-2	3-3	1-1	1-0
<b>Penalties</b>	KU	4-35	9-75	1-5	8-67	5-25	7-38	9-105	4-27	4-30	6-55	6-40	6-49
	Opp	9-60	3-35	5-40	17-154	5-35	3-15	2-25	6-65	3-35	6-39	1-15	2-25
<b>Punt Returns</b>	KU	0-0	0-0	0-0	3-(-7)	1-15	2-12	2-20	0-0	1-12	2-37	0-0	1-6
	Opp	1-2	1-7	4-27	1-1	0-0	3-84	4-26	2-6	0-0	2-3	3-162	2-11
<b>Kickoff Returns</b>	KU	5-86	7-197	10-176	7-165	6-137	9-181	9-166	7-134	2-41	3-56	4-59	4-28
	Opp	7-175	8-130	4-71	5-109	4-74	4-80	4-153	2-33	2-54	1-3	0-0	3-31
<b>Sacks By</b>	KU	3-14	0-0	1-11	1-7	1-9	0-0	0-0	1-15	2-8	0-0	0-0	1-8
	Opp	1-12	3-16	1-1	1-5	3-22	5-31	2-14	3-23	2-7	1-5	6-43	3-21



## KANSAS 42, MCNEESE STATE 24

Game #1 • Sept. 3, 2011

Attendance: 41,068 • Memorial Stadium • Lawrence, Kan.



Three different Jayhawks rushed for more than 60 yards as part of a ground game that accumulated 301 yards and three touchdowns, while sophomore quarterback Jordan Webb added three touchdown passes to lead Kansas football to a 42-24 victory against McNeese State in its 2011 season opener at Memorial Stadium. Sophomore running back James Sims led the rushing attack with 104 yards and a touchdown. Freshman running back Tony Pierson added 73 yards and a touchdown in his Jayhawk debut, including a run of 47 yards in the first half. Fellow rookie Darrian Miller ran for 63 yards in his first collegiate game. Webb added 27 yards and a touchdown on the ground. Webb attempted 10 passes in the game, completing seven, for a total of 146 yards. All three of Webb's touchdown completions were at least 25 yards long, including passes of 56 and 48 yards to freshman wide receiver JaCorey Shepherd. Shepherd finished the game with 107 yards on three receptions to become the first freshman to eclipse the 100-yard receiving mark in a game since Termaine Fulton racked up 138 yards against Texas in 1997. Defensively, senior linebacker Steven Johnson led the team with a career-high 15 tackles, including nine solo tackles and two for a loss. Junior Toben Oporum, sophomore Darius Willis and freshman Pat Lewandowski all recorded sacks at defensive end for a combined loss of 14 yards. Oporum joined Johnson with double-digit tackles, registering a career-high 11, three for a loss.

### Score By Quarter

	1	2	3	4	- F
McNeese State (0-1)	0	3	13	8	- 24
Kansas (1-0)	7	14	7	14	- 42

### Scoring Summary

- KU - 1st (5:30) - Patterson 28 pass from Webb (Mueller kick)
- MNST - 2nd (11:52) - Lewis 26 field goal
- KU - 2nd (8:00) - Sims 1 run (Mueller kick)
- KU - 2nd (1:51) - Pierson 13 run (Mueller kick)
- MNST - 3rd (9:48) - Babin 14 pass from Stroud (Lewis kick)
- KU - 3rd (8:02) - Shepherd 56 pass from Webb (Mueller kick)
- MNST - 3rd (4:24) - Briscoe 32 pass from Dodge (kick failed)
- KU - 4th (13:20) - Webb 8 run (Mueller kick)
- MNST - 4th (8:32) - Stroud 1 run (Dixon pass from Stroud)
- KU - 4th (6:30) - Shepherd 48 pass from Webb (Mueller kick)

### Team Statistics

	MNST	KU
First Downs	22	23
Rushing	34-95	55-301
Passing	31-41-0	7-10-0
Passing Yards	325	146
Total Offense	75-420	65-447
Fumbles-Lost	1-1	0-0
Penalties	9-60	4-35
Punts	4-31.5	2-92
Punt Returns	1-2	0-0
Kickoff Returns	7-175	5-86
Possession	34:37	25:13

### Kansas

- Rushing - Sims 19-104, Pierson 5-73, Miller 14-63, Webb 8-27, Bourbon 3-19, Beshears 2-11, Matthews 1-6
- Passing - Webb 7-10-0-146
- Receiving - Shepherd 3-107, Patterson 3-35, Biere 1-5
- Sacks - Oporum 1, Willis 1, Lewandowski 1
- Tackle Leaders - Johnson 15, Oporum 11, McDougald 8, Willis 7, Bakare 7, Brown 7

### McNeese State

- Rushing - Dodge 11-45, Murray 5-18, Babin 5-18, Anderson 10-16
- Passing - Stroud 22-27-0-218, Dodge 9-14-0-107
- Receiving - Carey 7-73, Babin 5-108, Murray 4-12, Dixon 3-37
- Sacks - Cahee 1
- Tackle Leaders - Bronson 9, Cahee 8, Lighten 6, Narcisse 6, Smesny 6

## KANSAS 45, NORTHERN ILLINOIS 42

Game #2 • Sept. 10, 2011

Attendance: 48,084 • Memorial Stadium • Lawrence, Kan.



Facing a fourth-and-goal with 14 seconds remaining in the game, quarterback Jordan Webb completed a six-yard touchdown pass to wide receiver D.J. Beshears right at the goal line to give Kansas a thrilling 45-42 victory over Northern Illinois in front of 48,084 fans at Memorial Stadium. Webb threw for a career-high 281 yards and three touchdowns in the victory, while Beshears recorded career highs in receptions, receiving yards, touchdowns and kickoff return yards. Beshears finished the game with seven catches for 70 yards with two touchdowns while adding 197 yards on seven kickoff returns and an 18-yard rush for 285 all-purpose yards. Beshears not only completed the game-winning drive, but he initially set it up with a 51-yard kickoff return down the left sideline to begin the possession at NIU's 47-yard line. Kansas erased an early 21-7 deficit by scoring on its final two possessions of the first half to tie the game at 21 at the break. From that point, the contest became a back-and-forth affair. Each team scored two touchdowns in the third quarter, tying the game at 28 and 35 points each. For the contest, there were four different ties and four lead changes. NIU opened the second half with a touchdown drive that went 66 yards in less than two minutes and was capped off by a 26-yard run by quarterback Chandler Harnish, but KU responded with a quick score of their own on a seven-play, 75-yard drive that only took 2:21. Sims finished the drive with an eight-yard run to tie the score at 28. Kansas then took a 35-28 lead on its next possession when Sims punched it over the goal line from the one-yard line for his second touchdown of the game following a seven-play, 75 yard drive.

### Score By Quarter

	1	2	3	4	- F
Northern Illinois (1-1)	7	14	14	7	- 42
Kansas (2-0)	7	14	14	10	- 45

### Scoring Summary

- KU - 1st (7:51) - Beshears 15 pass from Webb (Mueller kick)
- NIU - 1st (2:50) - Harnish 7 run (Sims kick)
- NIU - 2nd (13:43) - Harnish 12 run (Sims kick)
- NIU - 2nd (8:39) - Moore 8 pass from Harnish (Sims kick)
- KU - 2nd (4:16) - Miller 18 run (Mueller kick)
- KU - 2nd (00:17) - Pick 36 pass from Webb (Mueller kick)
- NIU - 3rd (12:59) - Harnish 26 run (Sims kick)
- KU - 3rd (10:32) - Sims 8 run (Mueller kick)
- KU - 3rd (2:55) - Sims 1 run (Mueller kick)
- NIU - 3rd (1:17) - Brown 10 pass from Harnish (Sims kick)
- KU - 4th (8:50) - Mueller 27 FG
- NIU - 4th (5:03) - Hopkins 1 run (Sims kick)
- KU - 4th (0:09) - Beshears 6 pass from Webb (Mueller kick)

### Team Statistics

	NIU	KU
First Downs	27	32
Rushing	29-147	60-253
Passing	27-33-0	21-30-0
Passing Yards	315	295
Total Offense	62-462	90-534
Fumbles-Lost	0-0	1-1
Penalties	3-35	9-75
Punts	2-32	1-56
Punt Returns	1-7	0-0
Kickoff Returns	8-130	7-197
Possession	23:11	36:49

### Kansas

- Rushing - Sims 26-114, Miller 10-57, Bourbon 7-37, Pierson 4-37, Beshears 1-18, Lewis 1-6, Webb 11-12
- Passing - Webb 21-30-0-295
- Receiving - Beshears 7-70, Biere 4-49, Pick 3-55, Sims 2-49, Shepherd 2-29, Lewis 1-16, Miller 1-7, Omigie 1-6
- Tackle Leaders - Bakare 9, Willis 6, Agostinho 6, Tharp 5, Johnson 5, McDougald 5

### Northern Illinois

- Rushing - Harnish 11-89, Hopkins 13-47, Womble 4-11
- Passing - Harnish 27-33-0-315
- Receiving - Palmer 9-86, Ashford 5-67, Moore 4-45, Daniels 3-40, Clark 2-35, Brown 2-28, Johnson 1-12, Wells 1-2
- Sacks - Baxter 1.5-13, Boenzi 1.0-1, Progar 0.5-2
- Tackle Leaders - Stone 10, Ward 10, Progar 10, Delegal 8, Schiller 8





**GEORGIA TECH 66, KANSAS 24**

**Game #3 • Sept. 17, 2011**

**Attendance: 42,025 • Bobby Dodd Stadium • Atlanta, Ga.**



The Georgia Tech Yellow Jackets used a combination of big plays and a stifling running attack to set the tone Saturday afternoon, defeating the Kansas Jayhawks 66-24. In an impressive offensive display, the Yellow Jackets collected a total of 604 rush yards and 164 pass yards, which combined for the most offensive yards ever given up by a Kansas defense. The Jayhawks finished with 362 total yards of offense, compared to 768 for the Yellow Jackets. Georgia Tech's 604 yards on the ground was the most ever allowed by a Kansas defense. The Yellow Jackets set the tone from the start, scoring on their first offensive play of the game, a 95-yard touchdown from junior running back Orwin Smith. The run was the longest touchdown rush in the program's history and was the third-consecutive game the Yellow Jackets scored on their first offensive play. The Jayhawks kept the game close through the first half though, scoring on a pair of rushing touchdowns by freshman running back Darrian Miller. After an Alex Mueller field goal to end the first half, the Jayhawks entered the halftime locker room trailing 24-17. The Yellow Jackets entered the second half on a mission, scoring on the first six drives of the half and capitalizing on a 42-0 run that would prove to be insurmountable. Kansas sophomore Jordan Webb found five different receivers and finished 11-of-19 for 148 passing yards, while freshman Darrian Miller and sophomore James Sims led the Kansas rushing attack, combining for 93 of the Jayhawks' 151 rushing yards. For the second-straight game, junior D.J. Beshears led the Jayhawk receivers with 65 receiving yards off of five catches.

**Score By Quarter**

	1	2	3	4	- F
Kansas (2-1)	7	10	0	7	- 24
Georgia Tech (3-0)	14	10	28	14	- 66

**Scoring Summary**

- GT - 1st (12:33) - Smith 95 run (Moore kick)
- KU - 1st (7:09) - Miller 10 run (Mueller kick)
- GT - 1st (0:06) - Jones 4 run (Moore kick)
- KU - 2nd (9:03) - Miller 11 run (Mueller kick)
- GT - 2nd (7:32) - Sims 19 run (Moore kick)
- GT - 2nd (0:39) - Moore 24 FG
- KU - 2nd (0:00) - Mueller 28 FG
- GT - 3rd (14:39) - Peoples 63 run (Moore kick)
- GT - 3rd (10:34) - Smith 67 pass from Washington (Moore kick)
- GT - 3rd (6:55) - Jones 52 pass from Washington (Moore kick)
- GT - 3rd (3:30) - Sims 21 run (Moore kick)
- GT - 4th (11:44) - Days 2 run (Moore kick)
- GT - 4th (5:13) - Perkins 3 run (Moore kick)
- KU - 4th (2:24) - Turzilli 10 pass from Mecham (Mueller kick)

**Team Statistics**

	GT	KU
First Downs	19	24
Rushing	42-151	50-604
Passing	17-27-0	4-7-0
Passing Yards	211	164
Total Offense	69-362	57-768
Fumbles-Lost	3-0	1-0
Penalties	1-5	5-40
Punts	7-330	1-37
Punt Returns	0-0	0-0
Kickoff Returns	10-176	4-71
Possession	32:23	27:37

**Kansas**

- Rushing - Miller 11-52, Sims 11-40, Lewis 10-26, Pierson 6-18, Webb 3-15, Bourbon 1-(-1)
- Passing - Webb 11-19-0-148, Mecham 6-8-0-63
- Receiving - Beshears 5-65, Biere 4-40, Turzilli 3-37, Jackson 2-23, Mundine 2-22, Pick 1-17, Sims 1-7
- Sacks - McDougald 1-11
- Tackle Leaders - Johnson 11, McDonald 7, Brown 5, Terry 4, Agostinho 4

**Georgia Tech**

- Rushing - Smith 5-157, Peoples 5-110, Jones 4-72, Sims 9-70, Days 9-68
- Passing - Washington 4-7-0-164
- Receiving - Smith 2-108, Jones 1-52, Hill 1-4
- Sacks - Watts 1-1
- Tackle Leaders - Burnett 9, Sylvester 8, Sweeting 6, Drummond 6

**TEXAS TECH 45, KANSAS 34**

**Game #4 • Oct. 1, 2011**

**Attendance: 39, 621 • Memorial Stadium • Lawrence, Kan.**



A combination of Texas Tech's offense and defense shutdown the Kansas football team in the second half en route to a 45-34 Red Raider victory in the Big 12 opener for both teams. After leading 27-24, Kansas managed just seven points in the second half and was outscored 21-7. Kansas sophomore quarterback Jordan Webb had an unusually rough day as he threw his first interceptions (three) on the year. On the day, Webb finished 16-of-22 for 239 yards and three touchdowns, one of which was the result of the only points in the second half, a 10-yard pass to tight end AJ Steward with 3:30 to play. The game could not have started any better for the Jayhawks. Before Texas Tech even managed a first down, the Jayhawks already had amassed 116 yards of offense and 13 points just 4:37 into the ball game. KU junior wide receiver, D.J. Beshears took the opening kickoff 42 yards to set the Jayhawks up with excellent field position. The drive was capped off by an 11-yard touchdown run by sophomore James Sims. However, the extra point was blocked giving KU a 6-0 lead. Kansas would score on its first three offensive possessions of the game with the second coming on a 51-yard scamper from freshman Brandon Bourbon. The rushing touchdown was the first of his career. Bourbon led the Jayhawks with 101 yards on 10 carries on the day, which is his first career 100-yard game.

**Score By Quarter**

	1	2	3	4	- F
Texas Tech (4-0)	7	17	21	0	- 45
Kansas (2-2)	20	7	0	7	- 34

**Scoring Summary**

- KU - 1st (13:10) - Sims 11 run (kick blocked)
- KU - 1st (10:23) - Bourbon 51 run (Mueller kick)
- KU - 1st (3:39) - Pick fumble recovery in end zone (Mueller kick)
- TTU - 1st (1:35) - Washington 1 run (Carona kick)
- TTU - 2nd (14:22) - Ward 40 pass from Doege (Carona kick)
- TTU - 2nd (10:48) - Franks 13 pass from Doege (Carona kick)
- TTU - 2nd (7:54) - Carona 46 field goal
- KU - 2nd (0:47) - Lewis 19 pass from Webb (Mueller kick)
- TTU - 3rd (11:23) - Stephens 8 run (Carona kick)
- TTU - 3rd (5:21) - Stephens 1 run (Carona kick)
- TTU - 3rd (2:49) - Ward 18 pass from Doege (Carona kick)
- KU - 4th (3:30) - Steward 10 pass from Webb (Mueller kick)

**Team Statistics**

	TTU	KU
First Downs	28	26
Rushing	40-164	51-239
Passing	29-46-1	16-22-3
Passing Yards	366	239
Total Offense	86-530	73-478
Fumbles-Lost	1-0	4-1
Penalties	17-154	8-67
Punts	5-186	3-118
Punt Returns	1-1	3-(-7)
Kickoff Returns	5-109	7-165
Possession	28:43	31:17

**Kansas**

- Rushing - Bourbon 10-101, Sims 24-85, Pierson 9-46, Webb 6-7, Lewis 1-1, Matthews 1-(-1)
- Passing - Webb 16-22-3-239
- Receiving - Biere 4-48, Pick 4-31, Beshears 3-76, Sims 2-30, Miller 1-25, Lewis 1-19, Steward 1-10
- Sacks - Agostinho 10-7
- Tackle Leaders - S. Johnson 12, Terry 12, Willis 8, Bakare 8, Walker 8

**Texas Tech**

- Rushing - Stephens 26-124, Washington 6-30, Doege 4-8, Williams 4-2
- Passing - Doege 29-46-1-366
- Receiving - Douglas 4-98, Ward 4-71, Marquez 4-55, Torres 3-30, Franks 3-29, Stephens 3-23, Zouzalik 2-23, Amaro 2-16, Washington 2-5, Kennard 1-12, Swindall 1-4
- Sacks - Hubert 10-5
- Tackle Leaders - Davis 14, Cobb 11, Hubert 9, Hyder 7



## NO. 6 OKLAHOMA STATE 70, KANSAS 28

Game #5 • Oct. 8, 2011

Attendance: 58,030 • T. Boone Pickens Stadium • Stillwater, Okla.



Despite 316 yards passing from sophomore quarterback Jordan Webb, Kansas could not slow down a potent Oklahoma State offense on Saturday at T. Boone Pickens Stadium as the Jayhawks fell, 70-28. Kansas turned the ball over four times (two fumbles and two interceptions) for the second-straight week. Webb finished the game 25-for-36 for a career-best 316 yards and two touchdowns, one of which came on a 68-yard pitch and catch to freshman wide receiver JaCorey Shepherd with 10:52 left in the game. Webb is the first quarterback to surpass 300 yards passing since Todd Rensing threw for 498 versus Missouri in 2009. The Jayhawks drove down the field on their opening possession of the game, going 80 yards in 10 plays to take a 7-0 lead. Webb found senior tight end Tim Biere crossing through the middle of the end zone from 10 yards out for the senior's first touchdown of the season. Biere led the Jayhawks with career-highs in catches (six) and yards (81) and hauled in a touchdown reception. For the first time this season Kansas could not get the running game on track as the Jayhawks were held to only 153 rushing yards. However, Oklahoma State wasted little time answering with a touchdown of its own. Quarterback Brendon Weeden hit wide receiver Josh Cooper on a 12-yard strike to tie the game at 7-7. Oklahoma State would score on its first seven offensive possessions of the game, leading 56-7 at the end of the first half. Four of Oklahoma State's first eight scoring drives were 33 yards or less.

### Score By Quarter

	1	2	3	4	- F
Kansas (2-3)	7	0	7	14	- 28
Oklahoma State (5-0)	35	21	7	7	- 70

### Scoring Summary

- KU - 1st (10:34) - Biere 10 pass from Webb (Mueller kick)
- OSU - 1st (8:45) - Cooper 12 pass from Weeden (Sharp kick)
- OSU - 1st (7:50) - Blackmon 24 pass from Weeden (Sharp kick)
- OSU - 1st (5:40) - Anyiam 2 pass from Weeden (Sharp kick)
- OSU - 1st (2:17) - Smith 38 run (Sharp kick)
- OSU - 1st (0:12) - Anyiam 3 pass from Weeden (Sharp kick)
- OSU - 2nd (7:19) - Randle 2 run (Sharp kick)
- OSU - 2nd (4:02) - Blackmon 1 pass from Weeden (Sharp kick)
- OSU - 2nd (2:42) - Anderson 24 pass from Chelf (Sharp kick)
- KU - 3rd (12:51) - Sims 17 run (Mueller kick)
- OSU - 3rd (8:12) - Harrison 30 pass from Chelf (Sharp kick)
- OSU - 4th (12:45) - Sims 1 run (Sharp kick)
- KU - 4th (10:52) - Shepherd 68 pass from Webb (Mueller kick)
- KU - 4th (5:10) - Pierson 31 run (Mueller kick)

### Team Statistics

	KU	OSU
First Downs	24	27
Rushing	44-153	27-106
Passing	26-37-2	38-49-0
Passing Yards	325	494
Total Offense	478	600
Fumbles-Lost	2-2	2-0
Penalties	5-25	5-35
Punts	4-185	4-169
Punt Returns	1-15	0-0
Kickoff Returns	6-137	4-74
Possession	35:14	24:46

### Kansas

- Rushing - Pierson 6-54, Sims 11-41, Miller 16-39, Lewis 3-23, Beshears 1-5, Bourbon 1-0, Webb 6-(-9)
- Passing - Webb 25-36-2-316, Meacham 1-1-0-9
- Receiving - Biere 7-93, Pick 5-49, Beshears 4-46, Shepherd 3-82, Sims 2-15, Mundine 1-23, McNulty 1-11, Herod 1-6, Steward 1-3, Lewis 1-(-3)
- Sacks - Oporum 1-9
- Tackle Leaders - Johnson 7, Willis 7, L. Smith 6, McDougald 6

### Oklahoma State

- Rushing - Smith 3-39, Roland 7-27, Randle 7-23, Sims 7-22, Weeden 2-2
- Passing - Weeden 24-28-0-288, Cl. Chelf 14-21-0-206
- Receiving - Blackmon 8-84, Anyiam 5-85, Stread 5-64, Harrison 4-81, Cooper 4-41, Co. Chelf 3-70, Staley 3-14, Anderson 2-28, Moore 1-13, Randle 1-9
- Sacks - Johnson 1-8, Jones 1-10, Blatnick 1-4, Lewis 0.5-0
- Tackle Leaders - Johnson 7, Imade 6, Lewis 6

## NO. 1 OKLAHOMA 47, KANSAS 17

Game #6 • Oct. 15, 2011

Attendance: 42,580 • Memorial Stadium • Lawrence, Kan.



Kansas went into the locker room at halftime trailing the No. 1 team in the nation by 10 points, but the Jayhawks couldn't sustain anything offensively in the second half as Kansas fell to Oklahoma, 47-17. Kansas running backs James Sims and Darrian Miller provided a good one-two punch in the backfield for the Jayhawks as Sims finished with 75 yards on 11 carries and a touchdown. Miller added 15 carries for 66 yards and a touchdown. The Sooners struck first as quarterback Landry Jones connected with wide receiver Kenny Stills from 17 yards out to give Oklahoma a 7-0 lead with 11:32 left in the first quarter. The drive started on the Kansas 35-yard line thanks to a 33-yard punt return from Ryan Broyles. Oklahoma would then add a 36-yard field goal by Mike Hunnicutt to extend their lead to 10-0 midway through the first quarter. Then, on a fourth-and-one from their own 44-yard line late in the first quarter, KU head coach Turner Gill gambled and sent his offense back onto the field following an injury to offensive lineman Jeremiah Hatch. The gamble paid off as sophomore quarterback Jordan Webb pitched the ball on a broken play to running back James Sims and from there Sims would do the rest. Sims broke one Sooner tackle and dashed down the left sideline 56 yards to the end zone, cutting OU's lead to 10-7 with 2:59 left in the first quarter. On the ensuing Oklahoma offensive possession, KU freshman safety Victor Simmons forced and recovered a fumble at the Sooners' 25-yard line. The turnover led to a 36-yard field goal by Kansas freshman kicker Alex Mueller to tie the game 10-10 with just over 11 minutes left in the first half. However, the Sooner defense held the Kansas offense to just one first down and were held to just six yards for the entire second half.

### Score By Quarter

	1	2	3	4	- F
Oklahoma (6-0)	10	17	3	17	- 47
Kansas (2-4)	7	10	0	0	- 17

### Scoring Summary

- OU - 1st (11:32) - Stills 17 pass from Jones (Hunnicutt kick)
- OU - 1st (5:21) - Hunnicutt 36 FG
- KU - 1st (2:59) - Sims 56 run (Mueller kick)
- KU - 2nd (11:47) - Mueller 36 FG
- OU - 2nd (9:13) - Finche 8 run (Hunnicutt kick)
- OU - 2nd (7:50) - Broyles 57 pass from Jones (Hunnicutt kick)
- KU - 2nd (3:43) - Miller 2 run (Mueller kick)
- OU - 2nd (0:05) - Hunnicutt 19 FG
- OU - 3rd (4:05) - Hunnicutt 27 FG
- OU - 4th (14:18) - Hunnicutt 20 FG
- OU - 4th (10:22) - Broyles 43 pass from Jones (Hunnicutt kick)
- OU - 4th (3:53) - Whaley 10 run (Hunnicutt kick)

### Team Statistics

	OU	KU
First Downs	29	9
Rushing	40-247	38-144
Passing	29-48-1	13-25-0
Passing Yards	363	108
Total Offense	88-610	63-252
Fumbles-Lost	2-2	1-0
Penalties	3-15	7-38
Punts	3-137	11-441
Punt Returns	3-84	2-12
Kickoff Returns	4-80	9-181
Possession	30:22	29:38

### Kansas

- Rushing - Sims 11-75, Miller 15-66, Pierson 3-20, Lewis 1-3, Webb 8-(-20)
- Passing - Webb 13-25-0-108
- Receiving - Shepherd 3-8, Miller 2-11, Biere 2-11, Beshears 1-36, Lewis 1-26, Jackson 1-14, Matthews 1-7, Sims 1-(-1), Pierson 1-(-4)
- Tackle Leaders - Johnson 13, Willis 10, McDougald 9

### Oklahoma

- Rushing - Whaley 30-165, Finch 6-58, Williams 2-15, Jones 2-9
- Passing - Jones 29-48-1-363
- Receiving - Broyles 13-217, Stills 8-74, Reynolds 3-37, Hanna 2-15, Whaley 2-7, Ratterree 1-13
- Sacks - Nelson 2-18, Alexander 1-3, Washington 1-9, Ndulue 1-1
- Tackle Leaders - Lewis 9, Colvin 8





**NO. 12 KANSAS STATE 59, KANSAS 21**  
**Game #7 • Oct. 22, 2011**  
**Attendance: 47,157 • Memorial Stadium • Lawrence, Kan.**



Despite a career-high six receptions from junior wide receiver Kale Pick, the Kansas Jayhawks fell to in-state rival and No. 12 Kansas State 59-21 in Memorial Stadium. Kansas State struck first on a seven-yard touchdown run by quarterback Collin Klein. Kansas would get on the scoreboard with 5:01 remaining in the first half on a two-yard touchdown run by sophomore running back James Sims. The scoring drive covered 63 yards in 11 plays behind a balanced offensive attack, both through the air and on the ground. The rushing touchdown for Sims gives him seven on the season to lead all Jayhawks. On Kansas' next offensive possession, sophomore quarterback Jordan Webb conducted another 11-play drive with this one going 78 yards capped off by a 13-yard touchdown pass to junior wide receiver D.J. Beshears. Webb finished 21-for-28 for 169 yards and a touchdown. After a three-and-out on its first offensive possession, Kansas State would score on its next five possessions of the first half to lead 31-14 at halftime. The Wildcats wasted little time coming out of the locker room after halftime as wide receiver Tyler Lockett took the opening kickoff 97 yards for a touchdown giving K-State a 38-14 lead. Just two plays later KU freshman running back Darrian Miller fumbled deep inside Kansas' own territory. The Wildcats would need only two plays to punch it in from eight yards out giving Kansas State a 45-14 lead with 13:53 left in the third quarter. KU would add the final score of the day on a two-yard touchdown pass from senior quarterback Quinn Mecham to freshman tight end Jimmy Mundine with one second remaining in the ball game. Mundine finished with a career-high four receptions for 41 yards and his first career touchdown catch.

**Score By Quarter**

	1	2	3	4	- F
Kansas State (7-0)	7	24	21	7	- 59
Kansas (2-5)	0	14	0	7	- 21

**Scoring Summary**

- KSU - 1st (4:16) - Klein 7 run (Cantele kick)
- KSU - 2nd (14:55) - Klein 6 run (Cantele kick)
- KSU - 2nd (9:31) - Hubert 5 run (Cantele kick)
- KU - 2nd (5:01) - Sims 2 run (Mueller kick)
- KSU - 2nd (2:10) - Klein 2 run (Cantele kick)
- KU - 2nd (0:14) - Beshears 13 pass from Webb (Mueller kick)
- KSU - 2nd (0:01) - Cantele 26 field goal
- KSU - 3rd (14:47) - Lockett 97 kickoff return (Cantele kick)
- KSU - 3rd (13:53) - Klein 1 run (Cantele kick)
- KSU - 3rd (10:33) - Lockett 19 pass from Klein (Cantele kick)
- KSU - 4th (9:17) - S. Lamur 11 run (Cantele kick)
- KU - 4th (0:01) - Mundine 2 pass from Mecham (Mueller kick)

**Team Statistics**

	KSU	KU
First Downs	26	20
Rushing	42-261	37-76
Passing	14-21-0	25-36-0
Passing Yards	205	210
Total Offense	63-466	73-286
Fumbles-Lost	1-0	3-2
Penalties	2-25	9-105
Punts	3-143	8-324
Punt Returns	4-26	2-20
Kickoff Returns	4-153	9-166
Possession	30:50	29:10

**Kansas**

- Rushing - Miller 13-42, Pierson 8-37, Sims 8-30, Bourbon 2-6, Mecham 1-0, Webb 4-(-11)
- Passing - Webb 21-28-0-169, Mecham 4-8-0-41
- Receiving - Pick 6-51, Mundine 4-41, Beshears 3-35, Biere 3-29, Shepherd 2-23, Matthews 2-16, Bourbon 2-3, Sims 1-4, Pierson 1-4, Steward 1-4
- Tackle Leaders - Johnson 12, McDougald 8, Bakare 8

**Kansas State**

- Rushing - Klein 13-92, Hubert 17-92, Pease 8-61, S. Lamur 3-15, Rose 1-1
- Passing - Klein 12-19-0-195, S. Lamur 2-2-0-10
- Receiving - Lockett 5-110, Harper 5-55, Thompson 1-29, E. Lamur 1-5, McFall 1-5, Hubert 1-5
- Sacks - Williams 2-14
- Tackle Leaders - Garrett 11, Brown 8, E. Lamur 7

**NO. 24 TEXAS 43, KANSAS 0**  
**Game #8 • Oct. 29, 2011**  
**Attendance: 99,122 • Darrell K. Royal Stadium • Austin, Texas**



No. 24 Texas amassed 589 yards of total offense and ate up almost 41 minutes of clock in a 43-0 victory over the Kansas Jayhawks Saturday night. The Jayhawks collected only 46 total yards on 36 plays, the second-fewest yards gained by a Kansas offense in the program's history. In front of 99,122, the largest crowd to watch the Jayhawks in over two seasons, the UT offense put on an offensive display, recording nearly 600 yards of offense and controlling the ball for over two-thirds of the game. The Kansas defense would force two turnovers and add on three tackles-for-loss. The Jayhawk defense also came up big in the first when they stopped consecutive Texas drives to keep the Longhorns within reach. The first came when senior linebacker Steven Johnson and sophomore linebacker Prinz Kande stopped UT quarterback David Ash short of the goal line on fourth and goal to force a turnover-on-downs. The second came when junior corner Greg Brown intercepted a Conner Ash pass in the end zone. The pick was Brown's second of his career and first of the season. Senior linebacker Steven Johnson had a standout night for the KU defense, collecting 18 tackles, a career high and is the most since Nick Reid tallied 19 stops against Kansas State in 2003. Freshman safety Keaston Terry, junior safety Bradley McDougald and junior linebacker Isaac Wright also had career nights for the Jayhawks, all recording career-highs in tackles. Terry collected 15 stops, Wright chipped in with 12 and McDougald added 11.

**Score By Quarter**

	1	2	3	4	- F
Kansas (2-6)	0	0	0	0	- 0
Texas (5-2)	14	12	7	10	- 43

**Scoring Summary**

- UT - 1st (10:06) - Brown 6 run (Tucker kick)
- UT - 1st (1:38) - Ash 2 run (Tucker kick)
- UT - 2nd (11:31) - Team Safety (penalty in end zone)
- UT - 2nd (2:22) - Brown 1 run (Tucker kick)
- UT - 2nd (0:00) - Tucker 52 field goal
- UT - 3rd (3:13) - Bergeron 4 run (Tucker kick)
- UT - 4th (9:10) - Tucker 31 field goal
- UT - 4th (6:02) - Bergeron 35 run (Tucker kick)

**Team Statistics**

	KU	UT
First Downs	3	35
Rushing	20-(-2)	72-441
Passing	7-16-1	16-21-1
Passing Yards	48	149
Total Offense	36-46	93-590
Fumbles-Lost	3-1	1-1
Penalties	4-27	6-65
Punts	7-297	1-33
Punt Returns	0-0	2-6
Kickoff Returns	7-134	2-33
Possession	15:53	44:07

**Kansas**

- Rushing - Miller 6-6, Pierson 4-5, Sims 3-5, Bourbon 2-3, Lewis 1-0, Webb 4-(-21)
- Passing - Webb 7-16-1-48
- Receiving - Bourbon 1-20, Matthews 1-13, Smiley 1-8, Pierson 1-8, Beshears 1-5, Miller 1-(-1), Shepherd 1-(-5)
- Sacks - Opurum 1-15
- Interceptions - Brown 1-0
- Tackle Leaders - S. Johnson 18, Terry 15, Wright 12, McDougald 11, Bakare 11

**Texas**

- Rushing - Bergeron 13-136, Brown 28-119, Whittaker 9-68, Goodwin 5-52, Hills 6-31, Ash 8-15, Monroe 2-13, Shipley 1-7
- Passing - Ash 14-18-1-145, McCoy 2-2-0-4
- Receiving - Shipley 5-47, Goodwin 4-36, Whittaker 3-44, Davis 2-4, Grant 1-13, Hales 1-5
- Sacks - Jeffcoat 1-6, Okafor 1-8, Whaley 1-9
- Interceptions - Diggs 1-0
- Tackle Leaders - Diggs 5, Jeffcoat 4, Robinson 4, Randall 3



## IOWA STATE 13, KANSAS 10

Game #9 • Nov. 5, 2011

Attendance: 51,575 • Jack Trice Stadium • Ames, Iowa



Fueled by 300 total yards from freshman quarterback Jared Barnett and a Zach Guyer field goal with 4:40 remaining, Iowa State slipped past the Kansas Jayhawks 13-10 on Saturday afternoon in front of 51,575 at Jack Trice Stadium. The Jayhawks stayed within arm's length of the Cyclones throughout the day, never trailing by more than three points. A 10-10 tie with 5:49 left in the third quarter would not be broken until Iowa State senior kicker Zach Guyer kicked the eventual game-winning field goal in the waning minutes of the fourth quarter. The Jayhawk offense was sharp throughout the day, racking up 174 yards on the ground with freshman Darrian Miller and sophomore James Sims leading the KU rushing attack with 70 yards and 50 yards, respectively. Despite windy conditions, sophomore quarterback Jordan Webb threw for 127 yards on 13-of-21 attempts, hitting sophomore wide receiver D.J. Beshears five times for 45 yards. ISU quarterback Jared Barnett was the difference for the Cyclones, not only hurting Jayhawks through the air, throwing for 175 yards, but also leading all rushers with 125 yards on the ground. Despite Barnett's heroics, the KU defense would have one of their most complete outings of the season. Forcing four fumbles, collecting seven tackles-for-loss and holding Iowa State to just 13 points, the fewest point-total allowed in a conference game under Turner Gill. ISU turnovers helped keep the Jayhawks in it through the second half. Just out of the halftime locker room, Bradley McDougald picked-off a Jared Barnett pass, the sophomore safety's third-career interception.

### Score By Quarter

	1	2	3	4	- F
Kansas (2-7)	7	0	3	0	-10
Iowa State (5-4)	3	7	0	3	-13

### Scoring Summary

ISU - 1st (5:23) - Guyer 32 field goal  
 KU - 1st (2:02) - Beshears 22 run (Mueller kick)  
 ISU - 2nd (4:45) - Horne 18 run (Guyer kick)  
 KU - 3rd (5:49) - Doherty 19 field goal  
 ISU - 4th (4:30) - Guyer 42 field goal

### Team Statistics

	KU	ISU
First Downs	17	25
Rushing	39-174	49-251
Passing	13-22-0	16-30-1
Passing Yards	127	175
Total Offense	61-301	79-426
Fumbles-Lost	2-1	4-2
Penalties	4-30	3-35
Punts	4-162	2-89
Punt Returns	1-12	0-0
Kickoff Returns	2-41	2-54
Possession	29:17	30:43

### Kansas

Rushing - Miller 17-70, Sims 11-50, Beshears 3-28, Bourbon 2-25, Webb 6-1  
 Passing - Webb 13-21-0-127, Matthews 0-1-0-0  
 Receiving - Beshears 5-45, Pick 3-35, Matthews 3-25, Jackson 1-21, Miller 1-1  
 Sacks - Walker 1-5, Dent 1-3  
 Interceptions - McDougald 1-29  
 Tackle Leaders - McDougald 11, Terry 8, Willis 8, Brown 8

### Iowa State

Rushing - Barnett 22-125, Woody 9-61, White 10-36, Horne 1-18, Van Der Kamp 1-17, Hollis 4-(-1)  
 Passing - Barnett 16-30-1-175  
 Receiving - Gary 5-57, West 3-35, Horne 2-31, Young 2-19, Hammerschmidt 2-1, Darks 1-22, White 1-10  
 Sacks - Klein 1-1, Ruempolhamer 1-6  
 Tackle Leaders - Knott 10, Klein 9, Tau'fo'ou 8

## NO. 25 BAYLOR 31, KANSAS 30 (OT)

Game #10 • Nov. 12, 2011

Attendance: 35,188 • Memorial Stadium • Lawrence, Kan.



Robert Griffin III proved why he is one of the nation's best quarterbacks as he guided the No. 25 Baylor Bears from a 21-point deficit to defeat Kansas, 31-30 in overtime, on KU's Senior Day at Memorial Stadium Saturday afternoon. Kansas led 24-3 in the fourth quarter, but Griffin III would not let the Bears go down without a fight as he threw for 312 yards on 22-for-29 passing with three touchdowns. Griffin added another 103 yards on the ground and a rushing touchdown. KU freshman running back Darrian Miller recorded a career-high 147 yards on 24 carries to lead the Jayhawks who amassed 404 yards total offense for the game. In overtime, Baylor went on offense first and Griffin III found wide receiver Tevin Reese open on a slant pattern from 14 yards out. It was the second time the quarterback-wide receiver combo hooked up for a touchdown on the day. Kansas responded needing only one play in overtime as quarterback Jordan Webb found tight end Tim Biere for a 25-yard touchdown pass. Head coach Turner Gill decided to go all-in as he sent his offense back onto the field to attempt a game-winning two-point conversion. However, Webb's pass fell to the ground as two Baylor defenders knocked it away from Biere in the corner of the end zone. After holding Baylor to only 130 yards of total offense in the first half, the Bears exploded in the fourth quarter and finished with 505 yards of total offense.

### Score By Quarter

	1	2	3	4	OT	- F
Baylor (6-3)	0	3	0	21	7	-31
Kansas (2-8)	3	14	7	0	6	-30

### Scoring Summary

KU - 1st (9:42) - Doherty 37 field goal  
 KU - 2nd (12:50) - Matthews 2 run (Mueller kick)  
 KU - 2nd (0:26) - Sims 2 run (Mueller kick)  
 BU - 2nd (0:00) - Jones 37 field goal  
 KU - 3rd (3:31) - Pierson 34 run (Mueller kick)  
 BU - 4th (11:45) - Griffin III 49 run (Jones kick)  
 BU - 4th (7:58) - Williams 36 pass from Griffin III (Jones kick)  
 BU - 4th (3:32) - Reese 67 pass from Griffin III (Jones kick)  
 BU - OT - Reese 14 pass from Griffin III (Jones kick)  
 KU - OT - Biere 25 pass from Webb (pass failed)

### Team Statistics

	BU	KU
First Downs	22	26
Rushing	28-193	64-296
Passing	22-30-1	17-27-3
Passing Yards	312	108
Total Offense	58-505	91-404
Fumbles-Lost	3-3	0-0
Penalties	6-39	6-55
Punts	3-138	5-231
Punt Returns	2-3	2-37
Kickoff Returns	5-296	4-232
Possession	6:32	43:28

### Baylor

Rushing - Griffin III 10-103, Ganaway 9-45, Salubi 5-27, Martin 3-20, Wright 1-(-2)  
 Passing - Griffin III 22-29-1-312, Reese 0-1-0-0  
 Receiving - Wright 8-102, Reese 6-127, Williams 4-52, Sampson 3-26, Salubi 1-5  
 Sacks - Elliot 1-5  
 Interceptions - Coffey 2-34, Hicks 1-0  
 Tackle Leaders - Holl 21, Chadwick 11, Coffey 10, Morton 9

### Kansas

Rushing - Miller 24-147, Pierson 8-70, Sims 24-64, Matthews 4-15, Webb 4-0  
 Passing - Webb 17-27-3-108  
 Receiving - Beshears 7-20, Pick 5-39, Biere 3-47, Pierson 1-4, Lewis 1-(-2)  
 Interceptions - Davis 1-7  
 Tackle Leaders - McDougald 10, Johnson 10, Willis 8, Terry 7





**TEXAS A&M 61, KANSAS 7**

**Game #11 • Nov. 19, 2011**

**Attendance: 86,411 • Kyle Field • College Station, Texas**



Texas A&M used a quick start and a stifling defense to shut down Kansas, 61-7, at Kyle Field Saturday afternoon. The Aggies scored on their first five possessions and added a safety while building a 44-0 halftime lead and limited the run-first Jayhawks to eight yards total on the ground. Sophomore running back James Sims led the Jayhawks with 88 yards on 19 carries and the team's only score late in the fourth quarter. Sophomore quarterback Jordan Webb finished 19-for-27 for 133 yards, while junior Kale Pick had 46 yards receiving on five catches. Texas A&M's Cyrus Gray carried the ball nine times for 94 yards in the first half and reached the end zone three times. Two of Gray's touchdowns were from 30 yards out or longer. Ryan Tannehill was 16-of-21 for 140 yards in the first half and connected with his favorite target, Ryan Swope, on two scores. Swope had seven first half catches for 111 yards. Kansas turned the ball over three times in the opening periods, leading to two Texas A&M touchdowns. Early in the game a snap went over punter Ron Doherty's head, rolled into the end zone, and Doherty kicked it out of the back for a safety instead of giving up a touchdown. The miscue, several quarterback sacks and a stingy Aggie defense kept the Jayhawks in negative rushing yardage for the first half (-13) on 26 attempts. James Sims led KU on the ground with 19 yards. Jordan Webb was 17-of-21 in the first half for 121 yards and threw one interception. Kale Pick had five catches for 46 yards, including a diving one-handed catch for a first down midway through the second quarter.

**Score By Quarter**

	1	2	3	4	- F
Kansas (2-9)	0	0	0	7	-7
Texas A&M (6-5)	23	21	17	0	-61

**Scoring Summary**

- TAMU – 1st (11:21) – Gray 30 run (Bullock kick)
- TAMU – 1st (6:01) – Team Safety
- TAMU – 1st (3:58) – Swope 27 pass from Tannehill (Bullock kick)
- TAMU – 1st (2:08) – Gray 36 run (Bullock kick)
- TAMU – 2nd (13:09) – Swope 52 pass from Tannehill (Bullock kick)
- TAMU – 2nd (7:34) – Gray 1 run (Bullock kick)
- TAMU – 2nd (0:50) – Askew 27 pass from Tannehill (Bullock kick)
- TAMU – 3rd (11:52) – Malena 1 run (Bullock kick)
- TAMU – 3rd (5:45) – Bullock 28 field goal
- TAMU – 3rd (4:13) – Harris 72 punt return (Bullock kick)
- KU – 4th (0:46) – Sims 15 run (Mueller kick)

**Team Statistics**

	KU	TAMU
First Downs	19	23
Rushing	55-64	33-189
Passing	19-28-1	21-27-0
Passing Yards	133	280
Total Offense	89-197	60-469
Fumbles-Lost	5-2	1-1
Penalties	6-40	1-15
Punts	5-221	0-0
Punt Returns	0-0	3-162
Kickoff Returns	4-59	0-0
Possession	38:17	21:43

**Kansas**

- Rushing - Sims 19-88, Matthews 2-18, Miller 11-16, Lewis 6-11, Beshears 1-5, Pierson 7-3, Webb 7-(-41)
- Passing - Webb 19-27-1-133, Mecham 0-1-0-0
- Receiving - Pick 5-46, Matthews 4-39, Sims 3-6, Beshears 2-27, Pierson 2-1, Steward 1-8, Shepherd 1-8, Miller 1-(-2)
- Tackle Leaders - Willis 10, Barfield 7, McDougald 5, Terry 5, Johnson 5

**Texas A&M**

- Rushing - Gray 9-94, Randolph 10-37, Malena 8-32, Showers 5-24, Tannehill 1-2
- Passing - Tannehill 21-26-0-280, Showers 0-1-0-0
- Receiving - Swope 9-137, Kennedy 3-23, Askew 2-36, Fuller 2-33, Jackson 2-33, Prioleau 1-8, Hicks 1-5, Nwachukwu 1-5
- Interceptions - Terrell 1-42
- Sacks - Moore 2-13, Hunter 1-9, Matthews 1-8, Russell 1-8, Smith 1-5
- Tackle Leaders - Alexander 10, Moore 8, Terrell 8, Jenkins 8

**MISSOURI 24, KANSAS 10**

**Game #12 • Nov. 26, 2011**

**Attendance: 47,059 • Arrowhead Stadium • Kansas City, Mo.**



The final Big 12 Conference meeting between the two schools saw the Jayhawks take a 10-3 lead into halftime, but it was all Tigers in the second half. Kansas actually led 10-0 lead in the second quarter before Missouri went on to outscore the Jayhawks 24-0 for the remainder of the game. Missouri wasted little time in scoring to start the second half. Following a three-and-out on the first offensive possession for KU, a bad snap on the punt gave Missouri the ball on the Jayhawk 14-yard line. Missouri would need three plays to find the end zone for the first time in the ballgame. A two-yard touchdown run by Kendial Lawrence tied the game at 10-10 with 12:44 remaining in the third quarter. The Tigers added two more scores in the second half on touchdown passes to Wes Kemp and Marcus Lucas of 25 and 53 yards, respectively. Missouri outgained the Jayhawks 351-137 in total yards of offense. KU sophomore quarterback Jordan Webb had tough day completing only 9-for-20 passes for just 60 yards and two interceptions. Sophomore running back James Sims carried the ball 15 times for only 35 yards, while freshman running back Tony Pierson and sophomore wide receiver finished with 33 and 31 yards, respectively. Missouri quarterback James Franklin finished 14-for-22 for 187 yards and two touchdowns, while also adding 45 yards on the ground. Lawrence finished with a game-high 63 yards rushing on 17 carries. The Jayhawk defense started out strong as they forced two three-and-outs to begin the game. Franklin struggled early as he only completed one of his first four passes. With 10:36 to go in the first half, junior safety Bradley McDougald intercepted the pass and raced 57 yards down the far sideline to give the Jayhawks a 10-0 lead.

**Score By Quarter**

	1	2	3	4	- F
Missouri (7-5)	0	3	14	7	-24
Kansas (2-10)	0	10	0	0	-10

**Scoring Summary**

- KU – 2nd (12:31) – Doherty 33 field goal
- KU – 2nd (10:36) – McDougald 57 interception return (Mueller kick)
- MU – 2nd (5:15) – Barrow 23 field goal
- MU – 3rd (12:44) – Lawrence 2 run (Barrow kick)
- MU – 3rd (5:34) – Kemp 25 pass from Franklin (Barrow kick)
- MU – 4th (14:52) – Lucas 53 pass from Franklin (Barrow kick)

**Team Statistics**

	MU	KU
First Downs	18	10
Rushing	47-164	38-65
Passing	14-22-3	10-21-2
Passing Yards	187	72
Total Offense	69-351	59-137
Fumbles-Lost	1-0	3-1
Penalties	2-25	6-49
Punts	4-158	7-281
Punt Returns	2-11	1-6
Kickoff Returns	3-31	4-28
Possession	31:21	28:39

**Kansas**

- Rushing - Sims 15-35, Pierson 11-33, Matthews 6-31, Lewis 1-2, Beshears 1-(-3), Webb 3-(-21)
- Passing - Webb 9-20-2-60, Matthews 1-1-0-12
- Receiving - Pierson 2-31, Pick 2-20, Beshears 2-12, Sims 2-9, Lewis 2-0
- Interceptions - McDougald 1-57, Patmon 1-42, Brown 1-20
- Sacks - Oपुरum 1-8
- Tackle Leaders - Johnson 10, McDougald 8, Wright 6, Simmons 5, Agostinho 5

**Missouri**

- Rushing - Lawrence 17-63, Franklin 17-45, Moore 7-33, Moe 4-24
- Passing - Franklin 14-22-3-187
- Receiving - Jackson 3-46, Moe 3-20, Kemp 2-29, Lawrence 2-12, Lucas 1-53, Egnew 1-17, Britt 1-7, McGaffie 1-3
- Interceptions - Jackson 1-0, Gooden 1-0
- Sacks - Walker 1-8, Jackson 1-7, Madison 1-6
- Tackle Leaders - Jackson 7, Gooden 7, Lambert 5, Sam 5






# all jayhawks

adidas is proud to be the official outfitter of Kansas Athletics.  
Get all your adidas licensed Jayhawk merchandise at the  
KUSore located in Allen Fieldhouse and [www.kustore.com](http://www.kustore.com)





# RECORD BOOK

[KUATHLETICS.COM](http://KUATHLETICS.COM)



**CAREER RUSHING LISTS**

	Years	Att.	Yards	Avg.	TDs
1. June Henley	1993-96	823	3,841	4.7	41
2. Tony Sands	1988-91	778	3,788	4.9	28
3. Laverne Smith	1973-76	472	3,074	6.5	21
4. Clark Green	2002-05	641	2,754	4.3	13
5. Gale Sayers	1962-64	412	2,675	6.5	19
6. John Riggins	1968-70	518	2,659	5.1	19
7. David Winbush	1997-2000	565	2,608	4.6	22
8. L.T. Levine	1992-95	422	2,248	5.3	21
9. Jon Cornish	2003-06	387	2,245	5.8	17
10. Jake Sharp	2006-09	456	2,239	4.9	23
11. Kerwin Bell	1980-83	450	1,970	4.4	14
12. Charlie Hoag	1950-52	343	1,914	5.6	16
13. Norris Banks	1975-77	438	1,862	4.3	4
14. Arnold Snell	1986-88	431	1,762	4.1	8
15. Nolan Cromwell	1975-76	355	1,664	4.7	16
16. Donnie Shanklin	1966-68	324	1,630	5.0	11
17. Delvin Williams	1971-73	367	1,597	4.4	13
18. Homer Floyd	1956-58	364	1,534	4.2	12
19. Eric Vann	1994-97	360	1,481	4.1	13
20. James Sims	2010-11	350	1,469	4.2	18



JUNE HENLEY

**CAREER RECORDS**

Rushing Attempts	Att.	Years
1. June Henley	823	1993-96
2. Tony Sands	778	1988-91
3. Clark Green	641	2002-05
4. David Winbush	565	1997-00
5. John Riggins	518	1968-70
6. Laverne Smith	472	1973-76
7. Jake Sharp	456	2006-09
8. Kerwin Bell	450	1980-83
9. Arnold Snell	431	1986-88
10. Norris Banks	425	1975-77

Touchdowns	TD	Years
1. June Henley	41	1993-96
2. Tony Sands	28	1988-91
3. Jake Sharp	23	2006-09
B. McAnderson	23	2004-07
Chip Hilleary	23	1989-92
6. David Winbush	22	1997-00
7. Bill Whittemore	21	2002-03
L.T. Levine	21	1992-95
Laverne Smith	21	1973-76
10. John Riggins	19	1968-70
Bobby Douglass	19	1966-68
Gale Sayers	19	1962-64
Forrest Griffith	19	1946-49

Yards Per Carry	Yards	Years
(Min. 500 Att.)	5.1, John Riggins, 1968-70	(2,659 yards on 518 attempts)
(Min. 400 Att.)	6.51, Laverne Smith, 1973-76	(3,074 yards on 472 attempts)
(Min. 300 Att.)	6.51, Laverne Smith, 1973-76	(3,074 yards on 472 attempts)

Yards Per Game	Avg.	Years
1. June Henley	91.5	1993-97
(3,841 yards in 42 games)		
2. Tony Sands	86.1	1988-91
(3,788 yards in 44 games)		

200-Yard Games	No.	Years
1. June Henley	5	1993-96
2. Tony Sands	3	1988-91
3. Nine tied with	1	
(Most recent: Jon Cornish, 201 vs. K-State, 2006)		

100-Yard Games	No.	Years
1. Tony Sands	17	1988-91
2. June Henley	13	1993-96
Laverne Smith	13	1973-76
4. Jon Cornish	12	2003-06
5. Gale Sayers	11	1962-64
6. Clark Green	9	2002-05
7. Jake Sharp	8	2006-09
8. L.T. Levine	7	1992-95
Kerwin Bell	7	1980-83
Nolan Cromwell	7	1975-76
John Riggins	7	1968-70
Wade Stinson	7	1949-50

Yards by a Quarterback	Yards	Years
1. Nolan Cromwell	1,664	1975-76
2. Chip Hilleary	1,290	1989-92
3. Bill Whittemore	1,083	2002-03
4. Bobby Douglass	1,015	1966-68

**SEASON RECORDS**

Rushing Yards	Yards	Year
1. Jon Cornish, Sr.	1,457	2006
2. Tony Sands, Sr.	1,442	1991
3. June Henley, Sr.	1,349	1996
4. Laverne Smith, So.	1,181	1974
5. John Riggins, Sr.	1,131	1970
6. Wade Stinson, Jr.	1,129	1950
7. June Henley, Fr.	1,127	1993
8. Brandon McAnderson, Sr.	1,125	2007
Gale Sayers, So.	1,125	1962
10. Nolan Cromwell, Jr.	1,124	1975
11. Kerwin Bell, Fr.	1,114	1980
12. Tony Sands, So.	1,109	1989
13. Laverne Smith, Sr.	978	1976
14. David Winbush, So.	974	1998
15. Clark Green, So.	968	2003

Rushing Attempts	Att.	Year
1. June Henley, Sr.	302	1996
2. Tony Sands, Sr.	272	1991
3. Jon Cornish, Sr.	250	2006
4. June Henley, Fr.	233	1993
5. Kerwin Bell, So.	228	1980
6. Nolan Cromwell, Jr.	218	1975
7. Tony Sands, So.	216	1989
8. David Winbush, So.	209	1998
John Riggins, Sr.	209	1970
10. Clark Green, So.	204	2003





Touchdowns	TD	Year
1. June Henley, Sr.	17	1996
2. Brandon McAnderson, Sr.	16	2007
Chip Hilleary, Jr.	14	1991
John Riggins, Sr.	14	1970
Wade Stinson, Jr.	14	1950
6. June Henley, Fr.	13	1993
Bud Laughlin, Fr.	13	1951
8. Jake Sharp, Jr.	12	2008
Maurice Douglas, Sr.	12	1992
John Riggins, Sr.	12	1970
Bobby Douglass, Sr.	12	1968
12. Bill Whittemore, Jr.	11	2002
L.T. Levine, Jr.	11	1994
Tony Sands, So.	11	1989

**Yards Per Carry**  
 (Min. 200 Att.) 5.8, Jon Cornish, 2006  
 (1,457 yards on 250 attempts)  
 (Min. 150 Att.) 7.1, Gale Sayers, 1962  
 (1,125 yards on 158 attempts)

Yards Per Game	Avg.	Year
1. June Henley, Sr.	134.9	1996
(1,349 in 10 games)		
2. Tony Sands, Sr.	131.1	1991
(1,442 in 11 games)		
3. Jon Cornish, Sr.	121.4	2006
(1,457 in 12 games)		
4. Wade Stinson, Jr.	112.9	1950
(1,129 in 10 games)		
5. Gale Sayers, So.	112.5	1962
(1,125 in 10 games)		

200-Yard Games	No.	Year
1. June Henley, Sr.	4	1996
2. Tony Sands, So.	2	1989

100-Yard Games	No.	Year
1. Jon Cornish, Sr.	8	2006
Tony Sands, Sr.	8	1991
3. Laverne Smith, So.	7	1974
Wade Stinson, Jr.	7	1950
5. Kerwin Bell, Fr.	6	1980

Consecutive 100-Yard Games	Year
1. Tony Sands	1990-91*
* last game of 1990 and first four of 1991	
Laverne Smith	1975

Most Yards In Consecutive Games	Year
1. Tony Sands, Sr.	1991
(104 vs. Colorado; 396 vs. Missouri)	
2. Nolan Cromwell, Jr.	1975
(294 vs. Oregon State; 187 vs. Wisconsin)	
3. June Henley, Sr.	1996
(201 vs. TCU; 216 vs. Utah)	

Most Yards In Three Consecutive Games	Year
1. June Henley, Sr.	1996
(187 vs. Ball State; 201 vs. TCU; 216 vs. Utah)	
2. Tony Sands, Sr.	1991
(56 vs. Nebraska; 104 vs. Colorado; 396 vs. Missouri)	

By A Quarterback	Yards	Year
1. Nolan Cromwell, Jr.	1,124	1975
2. Bill Whittemore, Jr.	549	2002
3. Chip Hilleary, Sr.	537	1992
4. Bill Whittemore, Sr.	534	2003

## GAME RECORDS

Rushing Yards	Yards	Opponent, Date
1. Tony Sands, Sr.	396	vs. Missouri, 11-23-91
2. Nolan Cromwell, Jr.	294	vs. Oregon State, 9-27-75
3. Gale Sayers, So.	283	vs. Okla. State, 10-27-62
4. David Winbush, So.	268	vs. Colorado, 10-24-98
5. Wade Stinson, Jr.	239	vs. Utah, 11-4-50
6. June Henley, Fr.	237	vs. Iowa State, 10-16-93
7. Laverne Smith, Jr.	236	vs. Missouri, 11-22-75
8. Reggie Duncan, So.	227	vs. Texas Tech, 10-6-01
9. June Henley, Sr.	226	vs. Iowa State, 11-2-96
10. L.T. Levine, Jr.	221	vs. Missouri, 11-19-94
11. Tony Sands, So.	217	vs. Kansas State, 10-28-89
12. June Henley, Sr.	216	vs. Utah, 9-28-96
Kerwin Bell, Fr.	216	vs. Kansas State, 11-1-80
14. Tony Sands, So.	215	vs. Missouri, 11-18-89
15. June Henley, Sr.	209	vs. Texas, 11-16-96
16. Jon Cornish, Sr.	201	vs. Kansas State, 11-18-06
June Henley, Sr.	201	vs. TCU, 9-14-96
18. John Riggins, So.	189	vs. Kansas State, 11-16-68
19. June Henley, Sr.	187	vs. Ball State, 8-29-96
Nolan Cromwell, Jr.	187	vs. Wisconsin, 10-4-75

Yards in a Half	Yards	Game, Date
1. Tony Sands, Sr.	240	vs. Missouri (2nd), 11-23-91

Yards in a Quarter	Yards	Game, Date
1. June Henley, Fr.	148	vs. Iowa State (2nd), 10-16-93

Rushing Attempts	Att.	Game, Date
1. Tony Sands, Sr.	58	vs. Missouri, 11-23-91
2. June Henley, Fr.	44	vs. Texas, 11-16-93
3. June Henley, Sr.	41	vs. Utah, 9-28-96
4. June Henley, Sr.	40	vs. Iowa State, 11-2-96
5. Reggie Duncan, So.	38	vs. Texas Tech, 10-6-01
Kerwin Bell, So.	38	vs. Kansas State, 11-1-80
Jerome Nelloms, Sr.	38	vs. Oklahoma State, 11-4-72
8. June Henley, Fr.	37	vs. Nebraska, 11-6-93
9. Kerwin Bell, Fr.	35	vs. Iowa State, 10-18-80
10. Mike Higgins, Sr.	34	vs. Kansas State, 11-3-79

Half	Att.	Game, Date
1. Tony Sands, Sr.	34	vs. Missouri (2nd), 11-23-91

Quarter	Att.	Game, Date
1. Tony Sands, Sr.	19	vs. Missouri (4th), 11-23-91

**Game Yards Per Attempt**  
 (Min. 30 attempts)  
 7.2 - Tony Sands, So., vs. Kansas State, 1989 (217-31)  
 (Min. 25 attempts)  
 10.5 - Nolan Cromwell, Jr., vs. Oregon State, 1975 (294-28)  
 (Min. 20 attempts)  
 12.9 - Gale Sayers, So., vs. Oklahoma State, 1962 (283-22)  
 (Min. 15 attempts)  
 15.7 - Laverne Smith, Jr., vs. Missouri, 1975 (236-15)

Game Touchdowns	TD	Opponent, Date
1. James Sims, Fr.	4	vs. Colorado, 2010
Jake Sharp, Jr.	4	vs. Kansas State, 2008
Brandon McAnderson, Sr.	4	vs. Nebraska, 2007
June Henley, Sr.	4	vs. TCU, 1996
Tony Sands, Sr.	4	vs. Missouri, 1991
Curtis McClinton, Sr.	4	vs. California, 1961
Charlie Black	4	vs. Washington (Mo.), 1923
8. Several with	3	
(Most Recent: Jake Sharp, vs. Colorado, 2008)		

Yards By A Quarterback	Yards	Opponent, Date
1. Nolan Cromwell, Jr.	294	vs. Oregon State, 9-27-75
2. Nolan Cromwell, Jr.	187	vs. Wisconsin, 10-4-75
3. Bill Whittemore, Jr.	177	vs. Tulsa, 9-28-02
4. Nolan Cromwell, Jr.	134	vs. Iowa State, 10-18-75

Longest	RushYards	Opponent, Date
1. Eric Vann, Sr.	99	vs. Oklahoma, 10-4-97
Gale Sayers, Jr.	99	vs. Nebraska, 11-9-63
3. Gale Sayers, So.	96	vs. Okla. State, 10-27-62
4. Walter Mack, Jr.	90	vs. Colorado, 11-15-80
5. John Riggins, So.	83†	vs. Kansas State, 11-16-68
6. Gale Sayers, Sr.	81	vs. Wyoming, 10-3-64
7. Frank Hatchett, So.	80	vs. Okla. State, 11-12-88
Kerwin Bell, Fr.	80	vs. Okla. State, 10-25-80
Laverne Smith, Jr.	80	vs. Iowa State, 10-18-75
10. Laverne Smith, Sr.	79	vs. Wisconsin, 10-2-76
Nolan Cromwell, Jr.	79+	vs. Oregon State, 9-27-75

†non-scoring/+ longest rush by a quarterback



JOHN RIGGINS



## YEARLY RUSHING LEADERS

Year	Player	Att.	Yards
1937	Clarence Douglass, So.	72	376
1938	Dick Amerine, So.	58	277
1939	Ed Hall, So.	44	189
1940	Ed Hall, Jr.	109	294
1941	Ray Niblo, So.	87	241
1942	Ray Evans, Jr.	111	293
1943	Bob George	42	180
1944	Charlie Moffatt, So.	80	300
1945	Dick Bertuzzi, Fr.	76	360
1946	Ray Evans, Sr.	112	459
1947	Forrest Griffith, So.	86	483
1948	Forrest Griffith, Jr.	96	368
1949	Bud French, Sr.	86	510
1950	Wade Stinson, Jr.	167	1,129
1951	Bob Brandeberry, Jr.	136	649
1952	Charlie Hoag, Sr.	93	469
1953	Don Hess, Jr.	83	369
1954	Bud Laughlin, Sr.	94	339
1955	John Francisco, So.	107	459
1956	Homer Floyd, So.	134	638
1957	Homer Floyd, Jr.	127	505
1958	Homer Floyd, Sr.	103	391
1959	Curtis McClinton, So.	91	472
1960	Bert Coan, So.	73	488
1961	Ken Coleman, So.	130	656
1962	Gale Sayers, So.	158	1,125
1963	Gale Sayers, Jr.	132	917
1964	Gale Sayers, Sr.	122	633
1965	Dan Miller, Jr.	66	356
1966	Donnie Shanklin, So.	182	732
1967	Bobby Douglass, Sr.	175	415
1968	John Riggins, So.	139	866
1969	John Riggins, Jr.	170	662
1970	John Riggins, Sr.	209	1,131
1971	Delvin Williams, So.	102	509
1972	Jerome Nelloms, Sr.	179	684
1973	Delvin Williams, Sr.	198	762
1974	Laverne Smith, So.	176	1,181
1975	Nolan Cromwell, Jr.	218	1,124
1976	Laverne Smith, Sr.	148	978
1977	Norris Banks, Sr.	162	655
1978	Mike Higgins, Jr.	68	270
1979	Harry Sydney, Jr.	123	541
1980	Kerwin Bell, Fr.	228	1,114
1981	Garfield Taylor, So.	167	728
1982	Dino Bell, So.	110	370
1983	Kerwin Bell, Sr.	115	498
1984	Lynn Williams, Jr.	172	776
1985	Lynn Williams, Sr.	172	373
1986	Arnold Snell, So.	163	672
1987	Arnold Snell, Jr.	184	691
1988	Tony Sands, Fr.	103	480
1989	Tony Sands, So.	216	1,109
1990	Tony Sands, Jr.	186	757
1991	Tony Sands, Sr.	273	1,442
1992	Maurice Douglas, Sr.	198	899
1993	June Henley, Fr.	233	1,127
1994	L.T. Levine, Jr.	128	803
1995	L.T. Levine, Sr.	156	841
1996	June Henley, Sr.	302	1,349
1997	Eric Vann, Sr.	196	796
1998	David Winbush, So.	209	974
1999	David Winbush, Jr.	123	595
2000	David Winbush, Sr.	163	701
2001	Reggie Duncan, So.	181	739
2002	Clark Green, Fr.	197	813
2003	Clark Green, So.	204	968
2004	John Randle, So.	147	572
2005	Jon Cornish, Jr.	134	780
2006	Jon Cornish, Sr.	250	1,457
2007	Brandon McAnderson, Sr.	190	1,125
2008	Jake Sharp, Jr.	186	860
2009	Toben Oporum, Fr.	133	554
2010	James Sims, Fr.	166	742
2011	James Sims, So.	182	747

## 1,000-YARD RUSHING SEASONS

Wade Stinson, Jr., 1950	Att.	Yards	TDs
Texas Christian	15	54	0
Denver	11	63	1
Colorado	15	91	1
Iowa State	24	119	2
Oklahoma A&M	7	116	1
Nebraska	15	121	2
Utah	24	239	3
Oklahoma	23	114	1
Kansas State	11	110	2
Missouri	22	102	1
Totals	167	1,129	14

Gale Sayers, So., 1962	Att.	Yards	TDs
Texas Christian	27	114	0
Boston University	11	73	0
Colorado	14	122	1
Iowa State	14	94	1
Oklahoma	9	23	0
Oklahoma State	22	283	1
Kansas State	17	156	3
Nebraska	15	107	0
California	12	81	1
Missouri	17	72	0
Totals	158	1,125	7

John Riggins, Sr., 1970	Att.	Yards	TDs
Washington State	28	125	1
Texas Tech	9	24	0
Syracuse	26	162	3
New Mexico	20	107	1
Kansas State	16	78	0
Nebraska	18	76	1
Iowa State	17	93	2
Oklahoma State	19	76	1
Colorado	13	83	1
Oklahoma	22	178	2
Missouri	24	129	0
Totals	209	1,131	12

Laverne Smith, So., 1974	Att.	Yards	TDs
Washington State	17	119	1
Tennessee	18	151	0
Florida State	15	102	0
Texas A&M	20	135	1
Kansas State	17	139	1
Nebraska	10	25	0
Iowa State	13	48	0
Oklahoma State	22	171	1
Colorado	17	172	1
Oklahoma	12	30	0
Missouri	15	79	0
Totals	176	1,181	5

Nolan Cromwell, Jr., 1975	Att.	Yards	TDs
Washington State	5	16	0
Kentucky	9	28	1
Oregon State	28	294	1
Wisconsin	12	187	2
Nebraska	19	62	0
Iowa State	27	134	1
Oklahoma State	19	44	1
Kansas State	23	107	0
Oklahoma	23	69	1
Colorado	25	130	2
Missouri	20	53	0
Totals	218	1,124	9

Kerwin Bell, Fr., 1980	Att.	Yards	TDs
Oregon	20	69	0
Pittsburgh	14	27	0
Louisville	21	103	1
Syracuse	32	143	1
Nebraska	18	69	0
Iowa State	35	156	1
Oklahoma State	25	149	2
Kansas State	38	216	1
Oklahoma		DNP	
Colorado	17	157	1
Missouri	8	25	0
Totals	228	1,114	7

Tony Sands, So., 1989	Att.	Yards	TDs
Montana State	20	102	2
Louisville	11	19	0
Kent State	22	146	2
Baylor	9	52	0
Oklahoma	21	63	0
Iowa State	11	43	1
Colorado	22	115	1
Kansas State	31	217	2
Oklahoma State	14	54	0
Nebraska	26	86	0
Missouri	29	215	3
Totals	216	1,109	11

Tony Sands, Sr., 1991	Att.	Yards	TDs
Toledo	19	174	1
Tulsa	27	157	1
New Mexico State	19	105	0
Virginia	27	137	0
Kansas State	13	29	0
Iowa State	23	106	1
Oklahoma	21	88	0
Oklahoma State	30	102	1
Nebraska	11	56	0
Colorado	25	104	1
Missouri	58	396	4
Totals	273	1,442	9

June Henley, Fr., 1993	Att.	Yards	TDs
Florida State	9	45	0
Western Carolina	12	61	2
Michigan State	11	42	1
Utah	10	46	0
Colorado State	12	36	1
Kansas State	13	60	0
Iowa State	27	237	3
Oklahoma	32	178	1
Oklahoma State	20	93	0
Nebraska	37	148	1
Colorado	18	63	1
Missouri	32	118	2
Totals	233	1,127	12

June Henley, Sr., 1996	Att.	Yards	TDs
Ball State	28	187	3
TCU	31	201	4
Utah	41	216	2
Oklahoma	27	63	2
Texas Tech	22	43	0
Colorado	26	80	1
Nebraska	DNP		
Iowa State	40	226	3
Kansas State	19	42	0
Texas	44	209	2
Missouri	24	82	0
Totals	302	1,349	17

Jon Cornish, Sr., 2006	Att.	Yards	TDs
Northwestern State	13	140	1
Louisiana Monroe	23	103	0
Toledo	20	89	0
South Florida	26	105	1
Nebraska	31	145	1
Texas A&M	23	128	0
Oklahoma State	10	55	0
Baylor	24	196	2
Colorado	23	80	0
Iowa State	17	89	0
Kansas State	25	201	2
Missouri	15	126	1
Totals	250	1,457	8

Brandon McAnderson, Sr., 2007	Att.	Yards	TDs
Central Michigan	16	110	0
Southeastern Louisiana	11	60	2
Toledo	12	52	2
Florida International	13	105	2
Kansas State	12	81	0
Baylor	10	53	1
Colorado	7	44	0
Texas A&M	21	183	2
Nebraska	25	119	4
Oklahoma State	25	132	2
Iowa State	9	70	0
Missouri	14	42	2
Virginia Tech	15	75	0
Totals	190	1,125	16





## 100-YARD RUSHING GAMES

Yds.	Player	Opponent	Date
107	Ken Coleman, So.	Rice	Dec. 16, 1961
114	Gale Sayers, So.	Texas Christian	Sept. 22, 1962
122	Gale Sayers, So.	Colorado	Oct. 6, 1962
105	Roger McFarland, Sr.	Iowa State	Oct. 13, 1962
283	Gale Sayers, So.	Oklahoma State	Oct. 27, 1962
156	Gale Sayers, So.	Kansas State	Nov. 3, 1962
107	Gale Sayers, So.	Nebraska	Nov. 10, 1962
142	Arman Baughman, So.	California	Nov. 17, 1962
122	Gale Sayers, Jr.	Syracuse	Sept. 28, 1963
110	Gale Sayers, Jr.	Oklahoma	Oct. 19, 1963
104	Gale Sayers, Jr.	Oklahoma State	Oct. 26, 1963
100	Steve Renko, So.	Oklahoma State	Oct. 26, 1963
144	Gale Sayers, Jr.	Nebraska	Nov. 9, 1963
129	Gale Sayers, Sr.	Wyoming	Oct. 3, 1964
109	Ron Oelschlagel, Sr.	Iowa State	Oct. 10, 1964
110	Gale Sayers, Sr.	Kansas State	Oct. 31, 1964
112	Daniel Miller, Jr.	Missouri	Nov. 20, 1965
134	Donnie Shanklin, So.	Texas Tech	Sept. 17, 1966
114	Donnie Shanklin, So.	Kansas State	Oct. 29, 1966
122	Bobby Douglass*, Jr.	Kansas State	Nov. 4, 1967
159	Donnie Shanklin, Sr.	Indiana	Sept. 28, 1968
162	John Riggins, So.	Colorado	Nov. 2, 1968
108	Bobby Douglass*, Sr.	Colorado	Nov. 2, 1968
189	John Riggins, So.	Kansas State	Nov. 16, 1968
111	Ron Jessie, Jr.	Missouri	Nov. 22, 1969
178	John Riggins, Sr.	Oklahoma	Nov. 14, 1970
129	John Riggins, Sr.	Missouri	Nov. 21, 1970
125	John Riggins, Sr.	Washington State	Sept. 12, 1970
162	John Riggins, Sr.	Syracuse	Sept. 26, 1970
107	John Riggins, Sr.	New Mexico	Oct. 3, 1970
113	Jerome Nelloms, Jr.	Washington State	Sept. 11, 1971
101	Delvin Williams, So.	Florida State	Sept. 25, 1971
102	Delvin Williams, So.	Kansas State	Oct. 9, 1971
133	Jerome Nelloms, Jr.	Oklahoma State	Oct. 30, 1971
112	Delvin Williams, Jr.	Wyoming	Sept. 23, 1972
114	Robert Miller, So.	Iowa State	Oct. 28, 1972
112	Jerome Nelloms, Sr.	Oklahoma State	Nov. 4, 1972
105	Delvin Williams, Sr.	Minnesota	Sept. 29, 1973
117	Delvin Williams, Sr.	Kansas State	Oct. 13, 1973
104	Robert Miller, Jr.	NC State	Dec. 17, 1973
119	Laverne Smith, So.	Washington State	Sept. 14, 1974
180	Robert Miller, Sr.	Washington State	Sept. 14, 1974
151	Laverne Smith, So.	Tennessee	Sept. 21, 1974
102	Laverne Smith, So.	Florida State	Sept. 28, 1974
104	Robert Miller, Sr.	Florida State	Sept. 28, 1974
135	Laverne Smith, So.	Texas A&M	Oct. 5, 1974
142	Robert Miller, Sr.	Texas A&M	Oct. 5, 1974
139	Laverne Smith, So.	Kansas State	Oct. 12, 1974
171	Laverne Smith, So.	Oklahoma State	Nov. 2, 1974
182	Laverne Smith, So.	Colorado	Nov. 9, 1974
294	Nolan Cromwell*, Jr.	Oregon State	Sept. 27, 1975
187	Nolan Cromwell*, Jr.	Wisconsin	Oct. 4, 1975
134	Nolan Cromwell*, Jr.	Iowa State	Oct. 18, 1975
169	Laverne Smith, Jr.	Iowa State	Oct. 18, 1975
107	Nolan Cromwell*, Jr.	Kansas State	Nov. 1, 1975
130	Nolan Cromwell*, Jr.	Colorado	Nov. 15, 1975
113	Dennis Wright, Jr.	Missouri	Nov. 22, 1975
120	Norris Banks, So.	Missouri	Nov. 22, 1975
236	Laverne Smith, Jr.	Missouri	Nov. 22, 1975
113	Nolan Cromwell*, Sr.	Oregon State	Sept. 4, 1976
142	Laverne Smith, Sr.	Washington State	Sept. 11, 1976
115	Laverne Smith, Sr.	Wisconsin	Oct. 2, 1976
123	Nolan Cromwell*, Sr.	Wisconsin	Oct. 2, 1976
131	Laverne Smith, Sr.	Colorado	Nov. 13, 1976
111	Mark Vicendese, So.	Missouri	Nov. 20, 1976
150	Laverne Smith, Sr.	Missouri	Nov. 20, 1976
128	Billy Campfield, Sr.	Oklahoma State	Oct. 22, 1977
101	Max Ediger, Jr.	Kansas State	Nov. 5, 1977

100	Harry Sydney, So.	Oklahoma	Oct. 14, 1978
101	Harry Sydney, Jr.	North Texas	Sept. 29, 1979
124	Walter Mack, So.	North Texas	Sept. 29, 1979
121	Harry Sydney, Jr.	Iowa State	Oct. 20, 1979
110	Harry Sydney, Jr.	Kansas State	Nov. 3, 1979
165	Mike Higgins, Sr.	Kansas State	Nov. 3, 1979
103	Kerwin Bell, So.	Louisville	Sept. 27, 1980
143	Kerwin Bell, So.	Syracuse	Oct. 4, 1980
156	Kerwin Bell, So.	Iowa State	Oct. 18, 1980
149	Kerwin Bell, So.	Oklahoma State	Oct. 25, 1980
216	Kerwin Bell, So.	Kansas State	Nov. 1, 1980
100	Garfield Taylor, Fr.	Oklahoma	Nov. 8, 1980
139	Walter Mack, Jr.	Colorado	Nov. 15, 1980
157	Kerwin Bell, So.	Colorado	Nov. 15, 1980
135	Garfield Taylor, So.	Kentucky	Sept. 19, 1981
101	Frank Seurer*, So.	Iowa State	Nov. 7, 1981
123	Garfield Taylor, So.	Colorado	Nov. 14, 1981
103	Garfield Taylor, So.	Missouri	Nov. 21, 1981
112	E.J. Jones, Jr.	Iowa State	Nov. 6, 1982
114	Kerwin Bell, Sr.	Kansas State	Oct. 15, 1983
103	Robert Mimbs, So.	Colorado	Nov. 5, 1983
150	Robert Mimbs, Jr.	Wichita State	Sept. 8, 1984
119	Lynn Williams, Jr.	Kansas State	Oct. 13, 1984
120	Lynn Williams, Jr.	Colorado	Nov. 3, 1984
100	Arnold Snell, Fr.	Kansas State	Oct. 19, 1985
168	Arnold Snell, So.	Indiana State	Sept. 27, 1986
124	Arnold Snell, Jr.	Kansas State	Nov. 7, 1987
100	Arnold Snell, Jr.	Oklahoma State	Nov. 14, 1987
122	Tony Sands, Fr.	Kansas State	Nov. 5, 1988
112	Frank Hatchett, So.	Oklahoma State	Nov. 12, 1988
177	Tony Sands, Fr.	Oklahoma State	Nov. 12, 1988
102	Tony Sands, So.	Montana State	Sept. 2, 1989
146	Tony Sands, So.	Kent State	Sept. 16, 1989
115	Tony Sands, So.	Colorado	Oct. 21, 1989
217	Tony Sands, So.	Kansas State	Oct. 28, 1989
215	Tony Sands, So.	Missouri	Nov. 18, 1989
169	Tony Sands, Jr.	Iowa State	Oct. 6, 1990
102	Chip Hilleary*, So.	Kansas State	Oct. 27, 1990
120	Chaka Johnson, So.	Nebraska	Nov. 10, 1990
123	Tony Sands, Jr.	Missouri	Nov. 17, 1990
105	Chaka Johnson, So.	Missouri	Nov. 17, 1990
174	Tony Sands, Sr.	Toledo	Sept. 7, 1991
157	Tony Sands, Sr.	Tulsa	Sept. 14, 1991
105	Tony Sands, Sr.	New Mexico State	Sept. 21, 1991
106	Tony Sands, Sr.	Iowa State	Oct. 19, 1991
137	Tony Sands, Sr.	Virginia	Oct. 5, 1991
102	Tony Sands, Sr.	Oklahoma State	Nov. 2, 1991
104	Tony Sands, Sr.	Colorado	Nov. 16, 1991
396	Tony Sands, Sr.	Missouri	Nov. 23, 1991
113	Chip Hilleary, So.	California	Sept. 24, 1992
127	Maurice Douglas, Sr.	Kansas State	Oct. 10, 1992
115	Maurice Douglas, Sr.	Oklahoma	Oct. 24, 1992
110	Monte Cozzens, Sr.	Oklahoma	Oct. 24, 1992
101	Monte Cozzens, Sr.	Oklahoma State	Nov. 2, 1992
103	Maurice Douglas, Sr.	Colorado	Nov. 16, 1992
180	Maurice Douglas, Sr.	Missouri	Nov. 23, 1992
115	L.T. Levine, So.	Kansas State	Oct. 9, 1993
237	June Henley, Fr.	Iowa State	Oct. 16, 1993
178	June Henley, Fr.	Oklahoma	Oct. 23, 1993
148	June Henley, Fr.	Nebraska	Nov. 6, 1993
118	June Henley, Fr.	Missouri	Nov. 20, 1993
119	Mark Sanders, Fr.	Missouri	Nov. 20, 1993
117	June Henley, So.	Houston	Sept. 1, 1994
118	June Henley, So.	Texas Christian	Sept. 17, 1994
135	Mark Sanders, So.	Iowa State	Oct. 15, 1994
161	L.T. Levine, Jr.	Oklahoma State	Oct. 29, 1994
221	L.T. Levine, Jr.	Missouri	Nov. 19, 1994
134	L.T. Levine, Sr.	Texas Christian	Sept. 14, 1995
160	June Henley, Jr.	Texas Christian	Sept. 14, 1995
105	L.T. Levine, Sr.	Houston	Sept. 23, 1995
137	June Henley, Jr.	Colorado	Oct. 7, 1995
116	L.T. Levine, Sr.	Iowa State	Oct. 14, 1995

101	L.T. Levine, Sr.	Oklahoma	Oct. 21, 1995
100	L.T. Levine, Sr.	Missouri	Nov. 4, 1995
187	June Henley, Sr.	Ball State	Aug. 29, 1996
201	June Henley, Sr.	Texas Christian	Sept. 14, 1996
216	June Henley, Sr.	Utah	Sept. 28, 1996
226	June Henley, Sr.	Iowa State	Nov. 2, 1996
209	June Henley, Sr.	Texas	Nov. 16, 1996
137	Eric Vann, Sr.	Missouri	Sept. 13, 1997
137	Eric Vann, Sr.	Oklahoma	Oct. 4, 1997
126	Eric Vann, Sr.	Iowa State	Nov. 1, 1997
268	David Winbush, So.	Colorado	Oct. 24, 1998
131	David Winbush, So.	North Texas	Nov. 7, 1998
134	David Winbush, Jr.	CS Northridge	Sept. 11, 1999
101	Mitch Bowles, Sr.	Kansas State	Oct. 9, 1999
106	Moran Norris, Jr.	Missouri	Oct. 23, 1999
111	David Winbush, Jr.	Baylor	Nov. 6, 1999
118	Moran Norris, Jr.	Oklahoma State	Nov. 13, 1999
120	David Winbush, Sr.	Texas Tech	Oct. 28, 2000
227	Reggie Duncan, So.	Texas Tech	Oct. 6, 2001
168	Reggie Duncan, So.	Wyoming	Nov. 24, 2001
131	Clark Green, Fr.	SMS	Sept. 14, 2002
177	Bill Whittemore*, Jr.	Tulsa	Sept. 28, 2002
121	Bill Whittemore*, Jr.	Colorado	Oct. 12, 2002
160	Clark Green, Fr.	Oklahoma State	Nov. 16, 2002
117	Clark Green, So.	UNLV	Sept. 6, 2003
108	Clark Green, So.	Jacksonville State	Sept. 20, 2003
103	Clark Green, So.	Colorado	Oct. 11, 2003
104	John Randle, So.	Toledo	Sept. 11, 2004
105	John Randle, So.	Nebraska	Oct. 2, 2004
105	John Randle, So.	Kansas State	Oct. 9, 2004
118	Clark Green, Jr.	Missouri	Nov. 20, 2004
107	Clark Green, Sr.	Florida Atlantic	Sept. 3, 2005
103	Jon Cornish, Jr.	Appalachian State	Sept. 10, 2005
111	Jon Cornish, Jr.	Texas Tech	Oct. 1, 2005
125	Clark Green, Sr.	Missouri	Oct. 29, 2005
100	Clark Green, Sr.	Nebraska	Nov. 5, 2005
101	Jon Cornish, Jr.	Nebraska	Nov. 5, 2005
101	Jon Cornish, Jr.	Houston	Dec. 23, 2005
140	Jon Cornish, Sr.	Northwestern State	Sept. 2, 2006
103	Jon Cornish, Sr.	Louisiana Monroe	Sept. 9, 2006
105	Jon Cornish, Sr.	South Florida	Sept. 23, 2006
145	Jon Cornish, Sr.	Nebraska	Sept. 30, 2006
128	Jon Cornish, Sr.	Texas A&M	Oct. 7, 2006
196	Jon Cornish, Sr.	Baylor	Oct. 21, 2006
201	Jon Cornish, Sr.	Kansas State	Nov. 18, 2006
126	Jon Cornish, Sr.	Missouri	Nov. 25, 2006
110	B. McAnderson, Sr.	Central Michigan	Sept. 1, 2007
106	Jake Sharp, So.	Central Michigan	Sept. 1, 2007
127	Jake Sharp, So.	Toledo	Sept. 15, 2007
105	B. McAnderson, Sr.	Florida International	Sept. 22, 2007
110	Jake Sharp, So.	Baylor	Oct. 13, 2007
183	B. McAnderson, Sr.	Texas A&M	Oct. 27, 2007
119	B. McAnderson, Sr.	Nebraska	Nov. 3, 2007
132	B. McAnderson, Sr.	Oklahoma State	Nov. 10, 2007
118	Jake Sharp, Jr.	Colorado	Oct. 11, 2008
103	Jake Sharp, Jr.	Oklahoma	Oct. 18, 2008
181	Jake Sharp, Jr.	Kansas State	Nov. 1, 2008
123	Jake Sharp, Sr.	No. Colorado	Sept. 5, 2009
104	Jake Sharp, Sr.	UTEP	Sept. 12, 2009
109	Toben Oporum, Fr.	So. Mississippi	Sept. 26, 2009
101	James Sims, Fr.	Georgia Tech	Sept. 11, 2010
115	James Sims, Fr.	New Mexico St.	Sept. 25, 2010
123	James Sims, Fr.	Colorado	Nov. 6, 2010
104	James Sims, So.	McNeese State	Sept. 3, 2011
117	James Sims, So.	Northern Illinois	Sept. 10, 2011
101	Brandon Bourbon, Fr.	Texas Tech	Oct. 1, 2011
148	Darrian Miller, Fr.	Baylor	Nov. 12, 2011

\* - Indicates quarterback



## CAREER PASSING LEADERS

### 1. Todd Reesing (2006-09) • Austin, Texas (Lake Travis HS)

Year	G	Att	Cmp	Pct	Yards	TDs	Int	Long
2006	3	24	14	58.3	204	3	3	42 Colorado
2007	13	446	276	61.9	3,486	33	7	82 Oklahoma St.
2008	13	495	329	66.5	3,888	32	13	69 Oklahoma
2009	12	496	313	63.1	3,616	22	10	74 Missouri
Totals	41	1,461	932	63.3	11,194	90	33	82 Oklahoma St.

### 2. Frank Seurer (1980-83) • Huntington Beach, Calif. (Edison HS)

Year	G	Att	Cmp	Pct	Yards	TDs	Int	Long
1980	10	146	64	43.8	797	5	11	72 Colorado
1981	11	176	89	50.5	1,199	4	11	62 Colorado
1982	10	259	127	49.0	1,625	7	15	80 Oklahoma St.
1983	11	353	187	53.0	2,789	14	19	74 USC
Totals	42	934	467	50.0	6,410	30	56	80 Oklahoma St.

### 3. Kelly Donohoe (1986-89) • Harrisonville, Mo. (Harrisonville HS)

Year	G	Att	Cmp	Pct	Yards	TDs	Int	Long
1986	3	87	48	55.2	432	0	7	29 Missouri
1987	9	144	72	50.2	981	3	12	98 Colorado
1988	11	258	131	50.8	1,844	9	13	89 Nebraska
1989	11	256	141	55.1	2,125	12	13	80 Nebraska
Totals	34	745	392	52.6	5,382	24	45	98 Colorado

### 4. David Jaynes (1971-73) • Bonner Springs, Kan. (Bonner Springs HS)

Year	G	Att	Cmp	Pct	Yards	TDs	Int	Long
1971	6	137	64	46.7	748	7	8	50 Kansas State
1972	11	287	153	53.3	2,253	15	21	61 Colorado
1973	11	330	172	52.1	2,131	13	9	57 Oklahoma
Totals	28	754	389	51.6	5,132	35	38	61 Colorado

### 5. Mike Norseth (1984-85) • LaCrescenta, Calif. (Crescenta Valley HS)

Year	G	Att	Cmp	Pct	Yards	TDs	Int	Long
1984	11	239	136	56.9	1,682	9	6	87 Missouri
1985	12	408	227	55.6	2,995	15	11	65 Vanderbilt
Totals	23	647	363	56.1	4,677	24	17	87 Missouri

### 6. Chip Hilleary (1989-92) • Westerville, Ohio (North HS)

Year	G	Att	Cmp	Pct	Yards	TDs	Int	Long
1989	5	9	2	22.0	18	0	0	16 Oklahoma
1990	11	224	129	57.6	1,730	7	11	72 Oklahoma St.
1991	11	188	98	52.1	1,267	6	5	50 Nebraska
1992	11	215	106	49.3	1,583	12	11	66 Colorado
Totals	38	636	335	52.7	4,598	25	27	72 Oklahoma St.

### 7. Bill Whittemore (2002-03) • Brentwood, Tenn. (Brentwood HS/UT-Martin/Fort Scott CC)

Year	G	Att	Cmp	Pct	Yards	TDs	Int	Long
2002	9	305	151	49.5	1,666	11	6	39 UNLV
2003	10	263	159	60.5	2,385	18	6	74 Northwestern
Totals	19	568	310	54.5	4,051	29	12	74 Northwestern

### 8. Dylon Smith (1999-00) • Santa Monica, Calif. (Santa Monica HS/Santa Monica CC)

Year	G	Att	Cmp	Pct	Yards	TDs	Int	Long
1999	12	263	135	51.3	1,599	12	7	77 Nebraska
2000	11	306	140	45.8	1,963	10	11	77 Oklahoma
Totals	23	569	275	48.3	3,562	22	18	77 Neb./Okla.

### 9. Adam Barmann (2003-06) • Weston, Mo. (West Platte HS)

Year	G	Att	Cmp	Pct	Yards	TDs	Int	Long
2003	4	85	57	67.1	564	4	5	48 Texas A&M
2004	8	262	141	53.8	1,427	12	9	78 Oklahoma
2005	4	30	16	53.3	118	0	1	16 Florida Atlantic
2006	7	150	82	54.7	911	3	6	46 Nebraska
Totals	23	527	296	56.2	3,020	19	21	78 Oklahoma

### 10. Bobby Douglass (1966-68) • El Dorado, Kan. (El Dorado HS)

Year	G	Att	Cmp	Pct	Yards	TDs	Int	Long
1966	7	38	17	44.7	175	1	3	20 Colorado
1967	10	173	82	47.4	1,326	7	11	62 Oklahoma St.
1968	10	168	84	50.0	1,316	12	6	75 Oklahoma
Totals	27	379	183	48.3	2,817	20	20	75 Oklahoma

## CAREER RECORDS

Yards	Yards	Years
1. Todd Reesing	11,194	2006-09
2. Frank Seurer	6,410	1980-83
3. Kelly Donohoe	5,382	1986-89
4. David Jaynes	5,132	1971-73
5. Mike Norseth	4,677	1984-85
6. Chip Hilleary	4,598	1989-92
7. Bill Whittemore	4,051	2002-03
8. Dylon Smith	3,562	1999-00
9. Adam Barmann	3,020	2003-06
10. Bobby Douglass	2,817	1966-68
11. Zac Wegner	2,640	1995-99
12. Asheiki Preston	2,401	1991-94
13. Mike Orth	2,369	1983-84, 86-87
14. Ray Evans	2,368	1941-42, 46-47
15. Mark Williams	2,293	1994-95

Completions	No.	Years
1. Todd Reesing	932	2006-09
2. Frank Seurer	467	1980-83
3. Kelly Donohoe	392	1986-89
4. David Jaynes	389	1971-73
5. Mike Norseth	363	1984-85
6. Chip Hilleary	335	1989-92
7. Bill Whittemore	310	2002-03
8. Adam Barmann	296	2003-06
9. Dylon Smith	275	1999-00
10. Mike Orth	199	1983-84, 86-87

## Attempts

No.	Years
1. Todd Reesing	2006-09
2. Frank Seurer	1980-83
3. David Jaynes	1971-73
4. Kelly Donohoe	1986-89
5. Mike Norseth	1984-85
6. Chip Hilleary	1989-92
7. Dylon Smith	1999-00
8. Bill Whittemore	2002-03
9. Adam Barmann	2003-06
10. Mike Orth	1983-84, 86-87

## Touchdown Passes

No.	Years
1. Todd Reesing	2006-09
2. David Jaynes	1971-73
3. Frank Seurer	1980-83
4. Bill Whittemore	2002-03
5. Chip Hilleary	1989-92
6. Kelly Donohoe	1986-89
7. Mike Norseth	1984-85
8. Dylon Smith	1999-00
9. Bobby Douglass	1966-68
10. Adam Barmann	2003-06

## Percentage (min. 300 att.)

Pct.	Years
1. Todd Reesing	63.3 (932-of-1,461) 2006-09
2. Mark Williams	62.5 (195-of-312) 1994-95
3. Asheiki Preston	58.1 (185-of-318) 1990-94
4. Adam Barmann	56.2 (296-of-527) 2003-06
5. Mike Norseth	56.1 (363-of-647) 1984-85
6. Bill Whittemore	54.5 (310-of-568) 2002-03
7. Chip Hilleary	52.7 (335-of-636) 1989-92
8. Kelly Donohoe	52.6 (392-of-745) 1986-89

## Yards Per Game

1. 273.0 - Todd Reesing (41 games), 2006-09
2. 213.2 - Bill Whittemore (19 games), 2002-03
3. 203.3 - Mike Norseth (23 games), 1984-85

## 400-Yard Passing Games

No.	Years
1. Todd Reesing	4 2006-09
2. Five Players With One	

## 300-Yard Passing Games

No.	Years
1. Todd Reesing	8 2006-09
2. Mike Norseth	4 1984-85
Frank Seurer	4 1980-83
4. David Jaynes	3 1971-73





200-Yard Passing Games	No.	Years
1. Todd Reesing	32	2006-08
2. Bill Whittemore	13	2002-03
3. Mike Norseth	12	1984-85
Frank Seurer	12	1980-83
5. Kelly Donohoe	10	1986-89
David Jaynes	10	1971-73
7. Adam Barmann	8	2003-06

### Most Career Yards vs. One Opponent

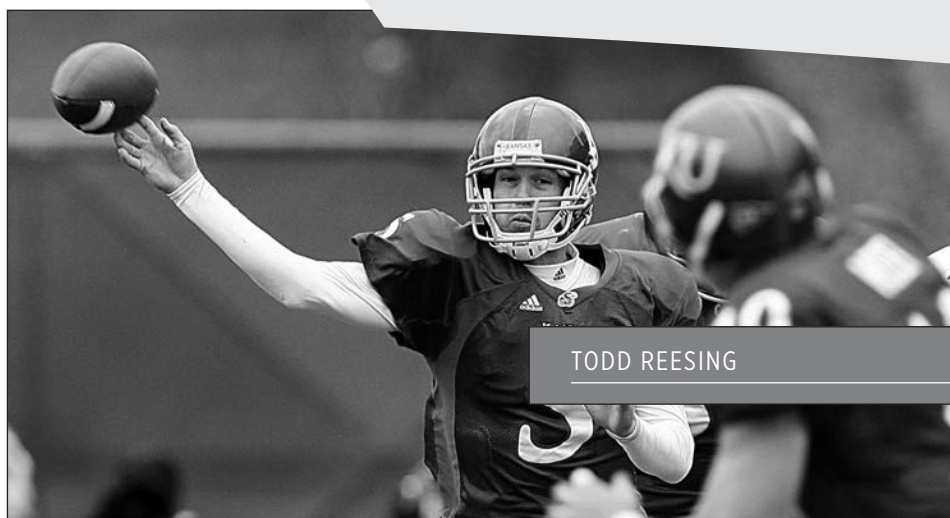
1,285 - Todd Reesing (4 games) vs. Missouri, 2006-2009

### Consecutive Games Completing a Pass

42 - Frank Seurer (10 games in 1980, 11 games in 1981, 10 games in 1982 and 11 games in 1983)

### Most Consecutive Games With a TD Pass

24 - Todd Reesing (last five games of 2007, all 13 games in 2008, and first six games in 2009)



TODD REESING

## SEASON RECORDS

Yards	Yards	Year
1. Todd Reesing, Jr.	3,888	2008
2. Todd Reesing, Sr.	3,616	2009
3. Todd Reesing, So.	3,486	2007
4. Mike Norseth, Sr.	2,995	1985
5. Frank Seurer, Sr.	2,789	1983
6. Bill Whittemore, Sr.	2,385	2003
7. David Jaynes, Jr.	2,253	1972
8. David Jaynes, Sr.	2,131	1973
9. Kelly Donohoe, Sr.	2,125	1989
10. Dylon Smith, Sr.	1,963	2000
11. Mark Williams, Sr.	1,957	1995
12. Kelly Donohoe, Jr.	1,844	1988
13. Chip Hilleary, So.	1,730	1990
14. Mike Norseth, Jr.	1,682	1984
15. Bill Whittemore, Jr.	1,666	2002
16. Frank Seurer, Jr.	1,625	1982
17. Dylon Smith, Jr.	1,599	1999
18. Chip Hilleary, Sr.	1,583	1992

Completions	No.	Year
1. Todd Reesing, Jr.	329	2008
2. Todd Reesing, Sr.	313	2009
3. Todd Reesing, So.	276	2007
4. Mike Norseth, Sr.	227	1985
5. Frank Seurer, Sr.	187	1983
6. Mark Williams, Sr.	174	1995
7. David Jaynes, Sr.	172	1973
8. Bill Whittemore, Sr.	159	2003
9. David Jaynes, Jr.	153	1972
10. Bill Whittemore, Jr.	151	2002

Attempts	No.	Year
1. Todd Reesing, Sr.	496	2009
2. Todd Reesing, Jr.	495	2008
3. Todd Reesing, So.	446	2007
4. Mike Norseth, Sr.	408	1985
5. Frank Seurer, Sr.	353	1983
6. David Jaynes, Sr.	330	1973
7. Dylon Smith, Sr.	306	2000
8. Bill Whittemore, Jr.	305	2002
9. Mike Orth, Sr.	290	1986
10. David Jaynes, Jr.	287	1972

Touchdown Passes	No.	Year
1. Todd Reesing, So.	33	2007
2. Todd Reesing, Jr.	32	2008
3. Todd Reesing, Sr.	22	2009
4. Bill Whittemore, Sr.	18	2003
5. Mike Norseth, Sr.	15	1985
David Jaynes, Jr.	15	1972
7. Mark Williams, Sr.	14	1995
Frank Seurer, Sr.	14	1983
Dick Gilman, Jr.	14	1948
10. Kerry Meier, Fr.	13	2006
David Jaynes, Sr.	13	1973

Percentage (min. 100 att.)	Pct.	Year
1. Todd Reesing, Jr.	66.5 (329-of-495)	2008
2. Todd Reesing, Sr.	63.1 (313-of-496)	2009
3. Todd Reesing, So.	61.9 (276-of-446)	2007
4. Mark Williams, Sr.	61.7 (174-of-282)	1995
5. Asheiki Preston, Jr.	61.0 (97-of-159)	1993
6. Bill Whittemore, Sr.	60.5 (159-of-263)	2003
7. Chip Hilleary, So.	57.6 (129-of-224)	1990
8. Mike Norseth, Jr.	56.9 (136-of-239)	1984
9. Kerry Meier, Fr.	56.5 (104-of-184)	2006
10. Asheiki Preston, Sr.	56.4 (88-of-156)	1994

Yards Per Game	Yards	Year
1. Todd Reesing, Sr.	301.3	2009
2. Todd Reesing, Jr.	299.1	2008
3. Todd Reesing, So.	268.2	2007
4. Frank Seurer, Sr.	253.5	1983
5. Mike Norseth, Sr.	249.6	1985

400-Yard Games	No.	Year
1. Todd Reesing, Sr.	3	2009
2. Six Players With One		

300-Yard Games	No.	Year
1. Todd Reesing, Jr.	8	2008
2. Todd Reesing, Sr.	5	2009
Todd Reesing, So.	5	2007
4. Mike Norseth, Sr.	4	1985
Frank Seurer, Sr.	4	1983


200-Yard Games	No.	Year
1. Todd Reesing, Sr.	11	2009
Todd Reesing, Jr.	11	2008
3. Todd Reesing, So.	10	2007
4. Bill Whittemore, Sr.	8	2003
Mike Norseth, Sr.	8	1985

### Consecutive 200-Yard Passing Games

12 - Todd Reesing (last 5 of 2007, first 7 of 2008)  
 11 - Todd Reesing (last 4 of 2008, first 7 of 2009)  
 6 - Mike Norseth (last game of 1984, first five of 1985)  
 5 - Todd Reesing, So., (2007)

### Consecutive Games Throwing a TD Pass

1. Todd Reesing, Jr.	13	2008
2. Todd Reesing, So.	7	2007
3. Todd Reesing, Sr.	6	2009
Kerry Meier, Fr.	6	2006
Bill Whittemore, Jr.	6	2002
Bobby Douglass, Sr.	6	1968



DAVID JAYNES

**GAME RECORDS**

Passing Yards	Yards	Opponent, Date
1. Todd Reesing, Sr.	498	vs. Missouri, 11-28-09
2. Mike Norseth, Sr.	480	vs. Vanderbilt, 9-14-85
3. Todd Reesing, Sr.	442	vs. Iowa State, 10-10-09
4. Bill Whittemore, Sr.	422	vs. Colorado, 10-11-03
5. Todd Reesing, Jr.	412	vs. Louisiana Tech, 9-6-08
6. Kelly Donohoe, Sr.	411	vs. Iowa State, 10-7-89
7. Adam Barmann, Sr.	405	vs. Nebraska, 9-30-06
8. Todd Reesing, Sr.	401	vs. Colorado, 10-17-09
David Jaynes, Jr.	401	vs. Washington St., 9-9-72
10. Frank Seurer, Sr.	394	vs. Colorado, 11-5-83
David Jaynes, Sr.	394	vs. Tennessee, 10-6-73
12. Frank Seurer, Sr.	385	vs. USC, 9-24-83
13. Todd Reesing, Jr.	381	vs. South Florida, 9-12-08
14. Todd Reesing, Jr.	375	vs. Missouri, 11-29-08
15. Todd Reesing, So.	368	vs. Florida Int'l, 9-22-07
16. Todd Reesing, So.	354	vs. Nebraska, 11-3-07
Frank Seurer, Sr.	354	vs. Missouri, 11-19-83
18. Todd Reesing, So.	349	vs. Missouri, 11-24-07
19. Todd Reesing, Sr.	338	vs. Duke, 9-19-09
20. Todd Reesing, Sr.	331	vs. Southern Miss., 9-26-09
21. Dylon Smith, Sr.	327	vs. Texas Tech, 10-28-00
22. Mike Orth, Sr.	321	vs. So. Illinois, 10-4-86
Frank Seurer, Sr.	321	vs. Kansas State, 10-15-83
David Jaynes, Sr.	321	vs. Iowa State, 10-27-73
25. Bill Whittemore, Sr.	319	vs. Jacksonville St., 9-20-03

Completions	No.	Opponent, Date
1. Todd Reesing, Sr.	37	vs. Missouri, 11-28-09
Todd Reesing, Sr.	37	vs. Iowa State, 10-10-09
Todd Reesing, Jr.	37	vs. Missouri, 11-29-08
Todd Reesing, Jr.	37	vs. Florida Int'l, 8-30-08
5. David Jaynes, Sr.	35	vs. Tennessee, 10-6-73
6. Todd Reesing, Jr.	34	vs. South Florida, 9-12-08
7. Todd Reesing, Jr.	32	vs. Louisiana Tech, 9-6-08
8. Todd Reesing, So.	30	vs. Nebraska, 11-3-07
Adam Barmann, So.	30	vs. Northwestern, 9-18-04
10. Mike Orth, Sr.	29	vs. North Carolina, 9-13-86
11. Todd Reesing, So.	28	vs. Missouri, 11-24-07
Mike Norseth, Sr.	28	vs. Florida State, 9-28-85
13. Todd Reesing, Jr.	27	vs. Minnesota, 12-31-08
Todd Reesing, Jr.	27	vs. Colorado, 10-11-08

Attempts	No.	Opponent, Date
1. David Jaynes, Sr.	58	vs. Tennessee, 10-6-73
2. Todd Reesing, Sr.	55	vs. Missouri, 11-28-09
3. Adam Barmann, Sr.	54	vs. Nebraska, 9-30-06
4. Todd Reesing, Jr.	52	vs. Florida Int'l, 8-30-08
Frank Seurer, Sr.	52	vs. Colorado, 11-5-83
6. Todd Reesing, Sr.	51	vs. Colorado, 10-17-09
7. Todd Reesing, Jr.	51	vs. Missouri, 11-29-08
Todd Reesing, Jr.	51	vs. South Florida, 9-12-08
9. Jason Swanson, Sr.	50	vs. Colorado, 10-22-05
Mike Orth, Sr.	50	vs. North Carolina, 9-13-86
11. Todd Reesing, Sr.	49	vs. Iowa State, 10-10-09
Todd Reesing, So.	49	vs. Missouri, 11-24-07
Adam Barmann, So.	49	vs. Nebraska, 10-2-04
14. Adam Barmann, So.	48	vs. Northwestern, 9-18-04
Kelly Donohoe, Sr.	48	vs. Iowa State, 10-7-89
16. Adam Barmann, So.	46	vs. Texas Tech, 9-25-04
David Jaynes, Jr.	46	vs. Washington St., 9-9-72
18. Zac Wegner, Jr.	45	vs. UAB, 9-26-98
Mark Williams, Sr.	45	vs. Nebraska, 11-11-95

Touchdown Passes	No.	Opponent, Date
1. Todd Reesing, So.	6	vs. Nebraska, 11-3-07
2. Ralph Miller, So.	5	vs. Washburn, 10-8-38
3. Todd Reesing, Sr.	4	vs. Missouri, 11-28-09
Todd Reesing, Sr.	4	vs. Iowa State, 10-10-09
Todd Reesing, Jr.	4	vs. Minnesota, 12-31-08
Todd Reesing, Jr.	4	vs. Missouri, 11-29-08
Todd Reesing, So.	4	vs. Iowa State, 11-17-07
Todd Reesing, So.	4	vs. Toledo, 9-15-07
Todd Reesing, So.	4	vs. C. Michigan, 9-1-07
Jason Swanson, Sr.	4	vs. Houston, 12-23-05
Adam Barmann, So.	4	vs. Toledo, 9-11-04
Adam Barmann, Fr.	4	vs. Texas A&M, 11-1-03
Bill Whittemore, Sr.	4	vs. Wyoming, 9-13-03
Matt Johner, Jr.	4	vs. Utah, 9-28-96
Chip Hilleary, Sr.	4	vs. Iowa State, 10-17-92
Kelly Donohoe, Sr.	4	vs. Louisville, 9-9-89
Mike Orth, Sr.	4	vs. So. Illinois, 10-4-86
Mike Norseth, Sr.	4	vs. Eastern Illinois, 10-5-85

**3,000 YARD PASSING SEASONS**  
Todd Reesing, So., 2007

Opponent	C-A-I	Yds
C. MICH.	20-29-0	261
SE LA	13-23-0	257
TOLEDO	17-36-0	313
FIU	23-37-1	368
at KSU	22-35-3	267
BU	14-31-0	186
at CC	20-29-0	153
at TA&M	21-33-0	180
NU	30-41-0	354
at OSU	27-40-0	318
ISU	21-26-0	253
vs. MU	28-49-2	349
vs. Va. Tech	20-37-1	227
Totals	276-446-7	3486

**Todd Reesing, Jr., 2008**

Opponent	C-A-I	Yds
FIU	37-52-1	256
LTU	32-38-0	412
at USF	34-51-1	381
SHSU	23-38-0	356
at ISU	18-26-1	319
CU	27-34-0	256
at OU	24-41-2	342
TT	16-26-3	154
KSU	14-23-1	162
at NU	15-30-1	304
UT	25-50-0	258
vs. MU	37-51-2	375
vs. Minn.	27-35-1	313
Totals	329-495-13	3888

**Todd Reesing, Sr., 2009**

Opponent	C-A-I	Yds
UNC	13-20-0	208
at UTEP	25-41-1	260
DUKE	28-41-0	338
USM	30-41-1	331
ISU	37-49-1	442
at CU	30-51-1	401
OU	22-42-3	224
at TT	20-35-0	181
at KSU	27-41-1	241
NU	19-41-0	236
at UT	25-39-1	256
vs. MU	37-55-1	298
Totals	313-496-10	3616





Percentage (min. 10 comp.)	Pct. (C-A)	Opponent, Date
1. Dylen Smith, Jr.	86.7 (13-15)	vs. CS- Northridge, 9-11-99
2. Asheiki Preston, Jr.	85.7 (12-14)	vs. Colorado St., 10-2-93
Steve Smith, Jr.	85.7 (12-14)	vs. Syracuse, 10-4-80
Brian Bethke, Sr.	85.7 (12-14)	vs. Kansas State, 11-3-79
5. Todd Reesing, Jr.	84.2 (32-38)	vs. Louisiana Tech, 9-6-08
6. Asheiki Preston, Sr.	82.4 (14-17)	vs. Houston, 9-1-94
7. Todd Reesing, So.	80.7 (21-26)	vs. Iowa State, 11-17-07
8. Bill Whittemore, Sr.	80.0 (12-15)	vs. Wyoming, 9-13-03
Kelly Donohoe, Sr.	80.0 (12-15)	vs. Kent State, 9-16-89
10. Todd Reesing, Jr.	79.4 (27-34)	vs. Colorado, 10-11-08

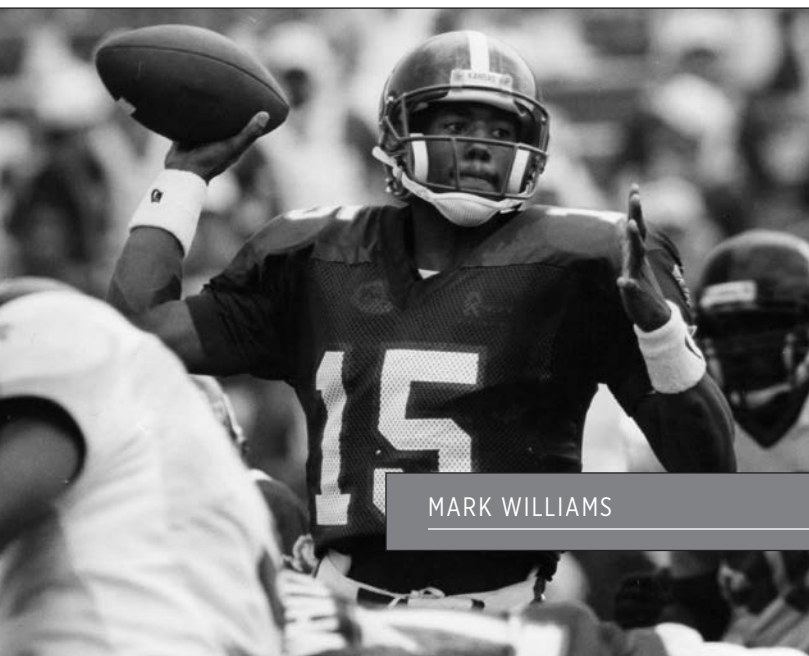
Consecutive Completions	No.	Opponent, Date
1. Todd Reesing, Jr.	14	vs. Minnesota, 12-31-08
2. Mark Williams, Sr.	12	vs. Iowa State, 10-14-95
Mike Norseth, Sr.	12	vs. Florida State, 9-28-85

Longest Pass Play	Yards	Opponent, Date
1. Kelly Donohoe to Willie Vaughn	98	vs. Colorado, 1987
2. Bill Fenton to Willie Smith	97	vs. Texas Tech, 1965
3. Kelly Donohoe to Willie Vaughn	89	vs. Nebraska, 1988
4. Mike Norseth to Richard Estell	87	vs. Missouri, 1984
5. Todd Reesing to Marcus Henry	82	vs. Oklahoma State, 2007
6. Kelly Donohoe to Quintin Smith	80†	vs. Nebraska, 1989
Frank Seurer to Bob Johnson	80	vs. Oklahoma State, 1982
Norris Banks to David Verser	80	vs. Texas A&M, 1977
Larry McKown to Homer Floyd	80	vs. Missouri, 1958
Dick Gilman to Bryan Sperry	80	vs. Nebraska, 1948
11. Phil Basler to Ron Jessie	79	vs. Missouri, 1969
12. Adam Barmann to Brandon Rideau	78	vs. Oklahoma, 2004
13. Mario Kinsey to Roger Ross	77	vs. Oklahoma State, 2001
Dylen Smith to Roger Ross	77	vs. Oklahoma, 2000
Dylen Smith to Michael Chandler	77	vs. Nebraska, 1999
Zac Wegner to Termaine Fulton	77	vs. Texas, 1997
Matt Johner to Isaac Byrd	77	vs. Nebraska, 1996
Kelly Donohoe to Kenny Drayton	77	vs. Kent State, 1989

† - non-scoring

## YEARLY PASSING LEADERS

Year	Player	C	A	Pct.	Int.	TD	Yds.
1937	Lyman Diven, Jr.	21	60	.350	3	--	207
1938	Ralph Miller, So.	25	53	.472	2	--	407
1939	Ralph Miller, Jr.	23	37	.622	4	--	261
1940	Ed Hall, Jr.	22	52	.420	8	--	251
1941	Ralph Miller, Sr.	54	100	.540	12	3	657
1942	Ray Evans, So.	101	200	.505	9	7	1,117
1943	Bob George	18	37	.486	3	--	288
1944	Charlie Moffatt, So.	24	58	.413	4	--	222
1945	George Gear, Fr.	21	58	.362	4	--	223
1946	Ray Evans, Jr.	17	39	.435	4	5	379
1947	Ray Evans, Sr.	30	60	.500	0	4	598
1948	Dick Gilman, Jr.	44	129	.341	14	14	945
1949	Dick Gilman, Sr.	49	118	.415	16	4	885
1950	Chet Strehlow, So.	32	88	.363	12	8	651
1951	Jerry Robertson, Jr.	54	113	.478	8	10	925
1952	Jerry Robertson, Sr.	55	101	.545	11	6	868
1953	John McFarland, So.	28	79	.354	7	1	343
1954	Bev Buller, Jr.	18	51	.353	9	3	303
1955	Wally Strauch, So.	28	76	.368	11	3	498
1956	Wally Strauch, Jr.	32	80	.400	10	5	596
1957	Wally Strauch, Sr.	26	43	.604	3	3	320
1958	Larry McKown, Sr.	10	23	.435	1	2	219
1959	Lee Flachsbarth, So.	14	27	.518	3	2	345
1960	John Hadl, Jr.	43	87	.494	5	3	566
1961	John Hadl, Sr.	44	93	.473	6	7	665
1962	Roger McFarland, Sr.	28	86	.325	4	--	366
1963	Steve Renko, So.	31	86	.360	8	3	505
1964	Bobby Skahan, So.	41	78	.525	1	2	550
1965	Bill Fenton, Jr.	35	104	.337	9	2	500
1966	Bobby Skahan, Jr.	23	47	.489	5	0	299
1967	Bobby Douglass, Jr.	82	173	.474	11	7	1,326
1968	Bobby Douglass, Sr.	84	168	.500	6	12	1,316
1969	Phil Basler, So.	40	110	.364	8	4	746
1970	Dan Heck, Jr.	81	188	.431	15	10	1,169
1971	David Jaynes, So.	64	137	.467	8	7	748
1972	David Jaynes, Jr.	153	287	.533	21	15	2,253
1973	David Jaynes, Sr.	172	330	.521	9	13	2,131
1974	Scott McMichael, So.	74	156	.474	13	5	1,044
1975	Nolan Cromwell, Jr.	20	49	.408	4	3	333
1976	Nolan Cromwell, Sr.	13	43	.302	3	1	273
1977	Brian Bethke, Jr.	23	53	.434	5	1	384
1978	Harry Sydney, So.	44	107	.411	8	2	605
1979	Brian Bethke, Sr.	59	108	.550	5	5	874
1980	Frank Seurer, Fr.	64	146	.438	11	5	797
1981	Frank Seurer, So.	89	176	.506	11	4	1,199
1982	Frank Seurer, Jr.	127	259	.490	15	7	1,625
1983	Frank Seurer, Sr.	187	353	.530	19	14	2,789
1984	Mike Norseth, Jr.	136	239	.569	6	9	1,682
1985	Mike Norseth, Sr.	227	408	.556	11	15	2,995
1986	Mike Orth, Sr.	144	290	.496	12	7	1,548
1987	Kelly Donohoe, So.	72	144	.500	12	3	981
1988	Kelly Donohoe, Jr.	131	258	.508	13	9	1,844
1989	Kelly Donohoe, Sr.	141	256	.551	13	12	2,125
1990	Chip Hilleary, So.	129	224	.576	11	7	1,730
1991	Chip Hilleary, Jr.	98	188	.521	5	6	1,267
1992	Chip Hilleary, Sr.	106	215	.493	11	12	1,583
1993	Asheiki Preston, Jr.	97	159	.610	3	3	1,233
1994	Asheiki Preston, Sr.	88	156	.564	6	7	1,168
1995	Mark Williams, Sr.	174	282	.617	10	14	1,957
1996	Matt Johner, Jr.	96	185	.519	4	10	1,232
1997	Zac Wegner, So.	66	144	.458	5	4	970
1998	Zac Wegner, Jr.	91	186	.489	6	7	1,367
1999	Dylen Smith, Jr.	135	263	.513	7	12	1,599
2000	Dylen Smith, Sr.	140	306	.458	11	10	1,963
2001	Mario Kinsey, Fr.	88	202	.436	11	7	1,215
2002	Bill Whittemore, Jr.	151	305	.495	6	11	1,666
2003	Bill Whittemore, Sr.	159	263	.605	6	18	2,385
2004	Adam Barmann, So.	141	262	.538	9	12	1,427
2005	Jason Swanson, Sr.	105	190	.553	10	7	1,223
2006	Kerry Meier, Fr.	104	184	.565	10	13	1,193
2007	Todd Reesing, So.	276	446	.619	7	33	3,486
2008	Todd Reesing, Jr.	495	329	.665	13	32	3,888
2009	Todd Reesing, Sr.	313	496	.631	10	22	3,616
2010	Jordan Webb, Fr.	121	214	.565	8	7	1,195
2011	Jordan Webb, So.	179	281	.637	12	13	1,884



MARK WILLIAMS



DEZMON BRISCOE

**CAREER RECORDS**

Yards	Yards	Years
1. Dezmon Briscoe	3,240	2007-09
2. Kerry Meier	2,309	2006-09
3. Willie Vaughn	2,266	1985-88
4. Mark Simmons	2,161	2002-05
5. Richard Estell	1,997	1982-85
6. Emmett Edwards	1,808	1972-74
7. Bob Johnson	1,779	1981-83
8. Brandon Rideau	1,636	2001-04
9. Marcus Henry	1,599	2004-07
10. Termaine Fulton	1,565	1997-01
11. Quintin Smith	1,547	1987-89
12. Harrison Hill	1,535	1997-01
13. Dexton Fields	1,518	2005-08
14. David Verser	1,476	1977-80
15. Isaac Byrd	1,441	1994-96
16. Bruce Adams	1,438	1972-74
17. Kenny Drayton	1,427	1988-91
18. Charles Gordon	1,252	2003-05
19. Ashaundai Smith	1,251	1992-95
20. Clark Green	1,229	2002-05

Receptions	No.	Years
1. Kerry Meier	226	2006-09
2. Dezmon Briscoe	219	2007-09
3. Mark Simmons	155	2002-05
4. Willie Vaughn	133	1985-88
5. Brandon Rideau	131	2001-04
6. Dexton Fields	129	2005-08
7. Clark Green	122	2002-05
8. Richard Estell	117	1982-85
9. Harrison Hill	108	1997-01
10. Charles Gordon	106	2003-05
11. Emmett Edwards	105	1972-74
12. Marcus Henry	104	2004-07
13. Isaac Byrd	101	1995-96
14. Derek Fine	98	2003-07
15. Kenny Drayton	97	1988-91
Quintin Smith	97	1987-89

17. Ashaundai Smith	91	1992-95
18. Termaine Fulton	88	1997-01
19. Bob Johnson	87	1981-83
John Mosier	87	1967-69
21. Jake Sharp	86	2006-09
22. Michael Chandler	82	1995-99
Bruce Adams	82	1972-74

Touchdown Receptions	No.	Years
1. Dezmon Briscoe	31	2007-09
2. Kerry Meier	18	2006-09
3. Willie Vaughn	17	1985-88
Bruce Adams	17	1972-74
5. Mark Simmons	16	2002-05
6. Dexton Fields	15	2005-08
7. Brandon Rideau	14	2001-04
8. Marcus Henry	13	2004-07
9. Isaac Byrd	12	1994-96
10. Termaine Fulton	11	1997-01
David Verser	11	1977-80
12. Derek Fine	10	2003-07
Dwayne Chandler	10	1990-93
Bob Johnson	10	1981-83

**Average Yards Per Catch**

(Min. 50 catches) - 21.8, Dwayne Chandler, 1990-93 (54 for 1,144)

(Min. 100 catches) - 17.2, Emmett Edwards, 1972-74 (105 for 1,808)

**100-Yard Games**

14 - Dezmon Briscoe, 2007-09 (7 in 2008, 3 in 2009)

10 - Kerry Meier, 2006-09 (5 in 2008, 5 in 2009)

8 - Willie Vaughn, 1985-88 (2 in 1985, 2 in 1987, 4 in 1988)

6 - Richard Estell, 1982-85 (1 in 1983, 1 in 1984, 4 in 1985)

6 - Bob Johnson, 1981-83 (1 in 1982, 5 in 1983)

Receptions By A Tight End	No.	Years
1. Derek Fine	98	2003-07
2. John Mosier	87	1967-69
3. John Baker	78	1986-89
4. John Schroll	68	1970-72

Receptions By A Running Back	No.	Years
1. Clark Green	122	2002-05
2. Jake Sharp	86	2006-09
2. June Henley	61	1993-96
3. Robert Miller	56	1972-74
4. John Randle	54	2003-04
5. Robert Mimbs	52	1982-84

**SEASON RECORDS**

Yards	Yards	Year
1. Dezmon Briscoe, So.	1,407	2008
2. Dezmon Briscoe, Jr.	1,337	2009
3. Bob Johnson, Sr.	1,144	1983
4. Richard Estell, Sr.	1,109	1985
5. Kerry Meier, Jr.	1,045	2008
6. Marcus Henry, Sr.	1,014	2007
7. Kerry Meier, Sr.	985	2009
8. Quintin Smith, Sr.	898	1989
9. Isaac Byrd, Sr.	840	1996
10. Dexton Fields, Jr.	834	2007
11. Willie Vaughn, Sr.	812	1988
12. Emmett Edwards, Jr.	802	1973
13. Charles Gordon, Fr.	769	2003
Mark Simmons, So.	769	2003
15. Bruce Adams, So.	704	1972
16. Brandon Rideau, Jr.	677	2003
17. Willie Vaughn, Jr.	672	1987
18. Mark Simmons, Sr.	631	2005
19. Wayne Capers, Jr.	629	1981

Receptions	No.	Year
1. Kerry Meier, Sr.	102	2009
2. Kerry Meier, Jr.	97	2008
3. Dezmon Briscoe, So.	92	2008
4. Dezmon Briscoe, Jr.	84	2009
5. Richard Estell, Sr.	70	1985
6. Dexton Fields, Jr.	63	2007
7. Bob Johnson, Sr.	58	1983
8. Charles Gordon, Sr.	57	2003
9. Marcus Henry, Sr.	54	2007
10. Isaac Byrd, Sr.	53	1996
11. Brandon Rideau, Sr.	51	2004
Brandon Rideau, Jr.	51	2003
13. Quintin Smith, Sr.	50	1989
14. Emmett Edwards, Jr.	49	1973
15. Mark Simmons, So.	48	2004
Isaac Byrd, Jr.	48	1995
17. Harrison Hill, Jr.	47	2000
18. Derek Fine, Sr.	46	2007
19. Mark Simmons, Sr.	44	2005
Clark Green, Fr.	44	2003
21. Johnathan Wilson, So.	43	2008
Dezmon Briscoe, Fr.	43	2007
23. Ashaundai Smith, Sr.	41	1995
Willie Vaughn, So.	41	1986
25. Mark Simmons, So.	40	2003
John Schroll, Jr.	40	1971





Touchdown Receptions	No.	Year
1. Dezmon Briscoe, So.	15	2008
2. Marcus Henry, Sr.	10	2007
3. Dezmon Briscoe, Jr.	9	2009
4. Kerry Meier, Sr.	8	2009
Kerry Meier, Jr.	8	2008
Quintin Smith, Sr.	8	1989
Bruce Adams, So.	8	1972
8. Dezmon Briscoe, Fr.	7	2007
Brandon Rideau, Sr.	7	2004
Mark Simmons, So.	7	2003
Isaac Byrd, Sr.	7	1996
Bruce Adams, Jr.	7	1973
13. Dexton Fields, Jr.	6	2007
Brandon Rideau, Jr.	6	2003
Dwayne Chandler, Jr.	6	1992
Willie Vaughn, Sr.	6	1988

**Yards Per Catch**  
(Min. 10 catches)

30.2, Termaine Fulton, So. 1998 (10 for 302)  
(Min. 25)

26.9, Willie Vaughn, Jr. 1987 (25 for 672)  
(Min. 35)

20.8, Willie Vaughn, Sr. 1988 (39 for 812)  
(Min. 50)

19.7, Bob Johnson, Sr. 1983 (58 for 1,144)

100-Yard Games	No.	Year
1. Dezmon Briscoe, Jr.	7	2009
Dezmon Briscoe, So.	7	2008
3. Kerry Meier, Sr.	5	2009
Kerry Meier, Jr.	5	2008
Marcus Henry, Sr.	5	2007
Bob Johnson, Sr.	5	1983
7. Isaac Byrd, Sr.	4	1996
Willie Vaughn, Sr.	4	1988
Richard Estell, Sr.	4	1985

Consecutive 100-Yard Games	No.	Year
1. Dezmon Briscoe, So.	4	2008
2. Kerry Meier, Sr.	3	2009
Kerry Meier, Jr.	3	2008
Marcus Henry, Sr.	3	2007
Isaac Byrd, Sr.	3	1996
Willie Vaughn, Sr.	3	1988
Bob Johnson, Sr.	3	1983

Season Receptions By A Tight End	No.	Year
1. Derek Fine, Sr.	46	2007
2. John Schroll, Jr.	40	1971
3. John Mosier, So.	37	1967
4. Lyonel Anderson, Sr.	33	2004

Season Receptions By A Running Back	No.	Year
1. Clark Green, So.	44	2003
2. Clark Green, Fr.	37	2002
3. John Randle, So.	35	2004
4. Jake Sharp, Sr.	34	2009
5. Arnold Snell, So.	34	1986

## GAME RECORDS

Yards	Yards	Opponent, Date
1. Dezmon Briscoe, So.	269	vs. Oklahoma, 10-18-08
2. Dezmon Briscoe, Jr.	242	vs. Missouri, 11-28-09
3. Quintin Smith, Sr.	221	vs. Louisville, 9-9-89
4. Bob Johnson, Sr.	208	vs. Kansas State, 10-15-83
5. Bob Johnson, Sr.	203	vs. Colorado, 11-5-83
6. Dezmon Briscoe, So.	201	vs. Minnesota, 12-31-08
7. Marcus Henry, Sr.	199	vs. Oklahoma State, 11-10-07
8. Darren Green, Sr.	197	vs. USC, 9-24-83
9. Richard Estell, Sr.	187	vs. Indiana State, 9-21-85
10. Dezmon Briscoe, Jr.	186	vs. Iowa State, 10-10-09
11. Dezmon Briscoe, Jr.	181	vs. Texas Tech, 10-31-09
12. Johnathan Wilson, So.	179	vs. USF, 9-12-08
13. Isaac Byrd, Sr.	178	vs. Kansas State, 11-9-96
14. Dezmon Briscoe, So.	176	vs. Nebraska, 11-8-08
15. Bob Johnson, Sr.	175	vs. Missouri, 11-19-83
16. Richard Estell, Sr.	174	vs. Vanderbilt, 9-14-85
17. Quintin Smith, Sr.	169	vs. Nebraska, 11-11-89
Richard Estell, Sr.	169	vs. Missouri, 11-23-85
19. Willie Vaughn, Sr.	161	vs. Oklahoma, 10-29-88
20. Isaac Byrd, Sr.	158	vs. Iowa State, 11-2-96
21. Willie Vaughn, Jr.	156	vs. Kent State, 9-19-87
22. Dezmon Briscoe, Jr.	154	vs. Colorado, 10-17-09
Dezmon Briscoe, Jr.	154	vs. UTEP, 9-12-09
Bob Johnson, Sr.	154	vs. Iowa State, 10-8-83

Receptions	No.	Opponent, Date
1. Kerry Meier, Sr.	16	vs. Iowa State, 10-10-09
2. Dezmon Briscoe, Jr.	14	vs. Missouri, 11-28-09
Dezmon Briscoe, So.	14	vs. Minnesota, 12-31-08
Kerry Meier, Jr.	14	vs. Missouri, 11-29-08
5. Dezmon Briscoe, Jr.	12	vs. Iowa State, 10-10-09
Dezmon Briscoe, So.	12	at Oklahoma, 10-18-08
7. Kerry Meier, Sr.	11	at Colorado, 10-17-09
Kerry Meier, Jr.	11	at South Florida, 9-12-08
Dexton Fields, Jr.	11	vs. Iowa State, 11-17-07
Isaac Byrd, Sr.	11	vs. Iowa State, 11-2-96
Quintin Smith, Sr.	11	vs. Louisville, 9-9-89
Willie Vaughn, So.	11	vs. Colorado, 11-8-86
13. Kerry Meier, Sr.	10	vs. Missouri, 11-28-09
Kerry Meier, Sr.	10	vs. Southern Miss., 9-26-09
Kerry Meier, Jr.	10	vs. Minnesota, 12-31-08
Johnathan Wilson, So.	10	at USF, 9-12-08
Bob Johnson, Sr.	10	vs. Kansas State, 10-15-83

Touchdown Receptions	No.	Opponent, Date
1. Quintin Smith, Sr.	4	vs. Louisville, 9-9-89
2. Dezmon Briscoe, So.	3	vs. Minnesota, 12-31-08
Dezmon Briscoe, So.	3	vs. Florida Int'l, 8-30-08
Marcus Henry, Sr.	3	vs. Oklahoma State, 11-10-07
Dezmon Briscoe, Fr.	3	vs. Nebraska, 11-03-07

**Average Per Catch**  
(Min. 5 catches)

32.2, Willie Vaughn vs. Oklahoma, 1988 (5 for 161)  
(Min. 8)

25.4, Bob Johnson vs. Colorado, 1983 (8 for 203)  
(Min. 10)

20.8, Bob Johnson vs. Kansas State, 1983 (10 for 208)

## YEARLY RECEPTION LEADERS

Year	Player	No.	Yds.
1937	Max Replogle, Jr.	18	180
1938	Max Replogle, Sr.	12	259
1939	Jake Fry, So.	11	137
1940	Don Pollom, So.	14	158
1941	Ray Evans, So.	18	235
1942	Otto Schnellbacher, So.	25	366
1943	Charlie Moffatt, Fr.	15	230
1944	Dwight Sutherland, Sr.	8	148
1945	Norm Pumphrey	12	212
1946	Otto Schnellbacher, Jr.	16	342
1947	Otto Schnellbacher, Sr.	17	361
1948	Bryan Sperry, Sr.	21	343
1949	Lyn Smith, So.	20	358
1950	Lyn Smith, Jr.	14	309
1951	Orban Tice, Sr.	19	363
1952	Charlie Hoag, Sr.	16	380
1953	Harold Patterson, Sr.	10	179
1954	Joe Held, So.	5	116
1955	Jim Letcavits, So.	9	169
1956	Jim Letcavits, Jr.	14	246
1957	Jim Letcavits, Jr.	10	176
1958	Homer Floyd, Sr.	15	307
1959	John Hadl, Sr.	7	126
1960	Curtis McClinton, Jr.	11	184
1961	Curtis McClinton, Sr.	10	166
1962	Lloyd Buzzi, Jr.	6	118
1963	Gale Sayers, Jr.	11	155
1964	Gale Sayers, Sr.	17	182
1965	Sim Stokes, Jr.	25	271
1966	Halley Kampschroeder, Sr.	18	278
1967	John Mosier, So.	37	495
1968	George McGowan, Jr.	32	592
1969	John Mosier, Sr.	25	339
1970	Ron Jessie, Sr.	18	308
1971	John Schroll, Jr.	40	491
1972	Bruce Adams, So.	39	704
1973	Emmett Edwards, Jr.	49	802
1974	Emmett Edwards, Sr.	30	542
1975	Waddell Smith, Jr.	9	197
1976	Waddell Smith, Sr.	10	221
1977	David Verser, Fr.	11	220
1978	Kevin Murphy, Fr.	20	346
1979	David Verser, Jr.	21	463
1980	David Verser, Sr.	30	576
1981	Wayne Capers, Jr.	36	629
1982	Wayne Capers, Sr.	25	383
1983	Bob Johnson, Sr.	58	1,144
1984	Richard Estell, Jr.	25	500
1985	Richard Estell, Sr.	70	1,109
1986	Willie Vaughn, So.	41	341
1987	John Baker, So.	27	300
1988	Willie Vaughn, Sr.	39	812
1989	Quintin Smith, Sr.	50	898
1990	Kenny Drayton, Jr.	34	506
1991	Kenny Drayton, Sr.	34	439
1992	Matt Gay, Sr.	30	425
1993	Ashaundai Smith, So.	27	256
1994	Ashaundai Smith, Jr.	22	426
1995	Isaac Byrd, Jr.	48	604
1996	Isaac Byrd, Sr.	53	840
1997	Michael Chandler, So.	21	311
1998	Harrison Hill, Fr.	28	391
1999	Michael Chandler, Sr.	36	473
2000	Harrison Hill, Jr.	47	591
2001	Roger Ross, Sr.	39	493
2002	Byron Gasaway, Sr.	39	490
2003	Charles Gordon, Fr.	57	769
2004	Brandon Rideau, Sr.	51	597
2005	Mark Simmons, Sr.	44	631
2006	Dexton Fields, So.	45	455
2007	Dexton Fields, Jr.	63	834
2008	Kerry Meier, Jr.	97	1,045
2009	Kerry Meier, Sr.	102	985
2010	Daymond Patterson, Jr.	60	487
2011	D.J. Beshears, Jr.	40	437




100-YARD RECEIVING GAMES (since 1974)

Rec.-Yds.	Player	Opponent	Year
4-107	Emmett Edwards, Sr.	Florida State	1974
5-121	Emmett Edwards, Sr.	Texas A&M	1974
3-123	Waddell Smith, Sr.	Wisconsin	1976
3-102	David Verser, So.	Kansas State	1978
5-100	David Verser, Jr.	Syracuse	1979
4-109	David Verser, Sr.	Syracuse	1980
3-103	David Verser, Sr.	Kansas State	1980
2-107	David Verser, Sr.	Colorado	1980
5-131	Wayne Capers, Jr.	Colorado	1981
4-128	Robert Johnson, Jr.	TCU	1982
7-197	Darren Green, Sr.	USC	1983
3-154	Robert Johnson, Sr.	Iowa State	1983
10-208	Robert Johnson, Sr.	Kansas State	1983
8-105	Robert Johnson, Sr.	Okla. State	1983
5-144	Richard Estell, So.	Nebraska	1983
7-108	Sandy McGee, Jr.	Missouri	1983
8-175	Robert Johnson, Sr.	Missouri	1983
6-141	Johnny Holloway, So.	Florida State	1984
3-120	Richard Estell, Jr.	Missouri	1984
6-107	Johnny Holloway, Jr.	Hawai'i	1985
6-153	Willie Vaughn, Fr.	Vanderbilt	1985
9-174	Richard Estell, Sr.	Vanderbilt	1985
7-187	Richard Estell, Sr.	Indiana State	1985
5-117	Willie Vaughn, Fr.	E. Illinois	1985
8-126	Richard Estell, Sr.	Colorado	1985
8-169	Richard Estell, Sr.	Missouri	1985
5-156	Willie Vaughn, Jr.	Kansas State	1987
6-120	Quintin Smith, So.	Iowa State	1987
6-106	Willie Vaughn, Jr.	Okla. State	1987
5-113	Willie Vaughn, Sr.	N.M. State	1988
4-114	Willie Vaughn, Sr.	Nebraska	1988
6-110	Willie Vaughn, Sr.	Colorado	1988
5-161	Willie Vaughn, Sr.	Oklahoma	1988
11-221	Quintin Smith, Sr.	Louisville	1989



MARCUS HENRY

Rec.-Yds.	Player	Opponent	Year	Rec.-Yds.	Player	Opponent	Year
2-120	Kenny Drayton, So.	Kansas State	1989	7-146	Dezmon Briscoe, So.	Louisiana Tech	2008
6-152	Jim New, So.	Iowa State	1989	8-130	Daymond Patterson, Fr.	Louisiana Tech	2008
4-100	Kenny Drayton, So.	Okla. State	1989	10-179	Johnathan Wilson, So.	South Florida	2008
9-169	Quintin Smith, Sr.	Nebraska	1989	11-120	Kerry Meier, Jr.	South Florida	2008
5-105	Chad Fette, So.	Louisville	1990	8-136	Kerry Meier, Jr.	Sam Houston State	2008
4-116	Rob Licursi, Jr.	Kansas State	1990	5-124	Dezmon Briscoe, So.	Sam Houston State	2008
9-102	Rob Licursi, Jr.	Okla. State	1990	7-125	Kerry Meier, Jr.	Iowa State	2008
5-111	Kenny Drayton, Jr.	Okla. State	1990	3-107	Jake Sharp, Jr.	Iowa State	2008
4-115	Dwayne Chandler, Jr.	Ball State	1992	12-269	Dezmon Briscoe, So.	Oklahoma	2008
5-100	Dwayne Chandler, Jr.	Iowa State	1992	6-176	Dezmon Briscoe, So.	Nebraska	2008
3-101	Dwayne Chandler, Sr.	W. Carolina	1993	9-115	Dezmon Briscoe, So.	Texas	2008
5-153	Ashaundai Smith, Jr.	Colorado	1994	9-115	Dezmon Briscoe, So.	Missouri	2008
6-118	Ashaundai Smith, Sr.	North Texas	1995	14-106	Kerry Meier, Jr.	Missouri	2008
5-104	Isaac Byrd, Jr.	Missouri	1995	14-201	Dezmon Briscoe, So.	Minnesota	2008
7-129	Isaac Byrd, Sr.	Texas Tech	1996	10-113	Kerry Meier, Jr.	Minnesota	2008
4-111	Isaac Byrd, Sr.	Nebraska	1996	5-115	Kerry Meier, Sr.	No. Colorado	2009
11-158	Isaac Byrd, Sr.	Iowa State	1996	8-154	Dezmon Briscoe, Jr.	UTEP	2009
9-178	Isaac Byrd, Sr.	Kansas State	1996	6-117	Dezmon Briscoe, Jr.	Duke	2009
4-138	Termaine Fulton, Fr.	Texas	1997	10-141	Kerry Meier, Sr.	So. Mississippi	2009
4-113	Termaine Fulton, So.	Illinois	1998	12-186	Dezmon Briscoe, Jr.	Iowa State	2009
5-107	Harrison Hill, Jr.	San Diego State	1999	16-142	Kerry Meier, Sr.	Iowa State	2009
5-122	Harrison Hill, Jr.	Missouri	1999	8-154	Dezmon Briscoe, Jr.	Colorado	2009
8-144	Harrison Hill, Sr.	Oklahoma	2000	11-103	Kerry Meier, Sr.	Colorado	2009
8-114	Harrison Hill, Sr.	Kansas State	2000	9-181	Dezmon Briscoe, Jr.	Texas Tech	2009
6-101	Byron Gasaway, Sr.	Missouri	2002	10-127	Kerry Meier, Sr.	Nebraska	2009
5-106	Brandon Rideau, Jr.	Jacksonville St.	2003	5-101	Dezmon Briscoe, Jr.	Texas	2009
5-107	Brandon Rideau, Jr.	Colorado	2003	14-242	Dezmon Briscoe, Jr.	Missouri	2009
6-152	Mark Simmons, So.	Colorado	2003	3-107	JaCorey Shepherd, Fr.	McNeese State	2011
9-109	Brandon Rideau, Jr.	N.C. State	2003				
8-135	Mark Simmons, Jr.	Texas	2004				
8-100	Brandon Rideau, Sr.	Missouri	2004				
6-106	Mark Simmons, Sr.	La. Tech	2005				
6-100	Mark Simmons, Sr.	Nebraska	2005				
8-108	Dexton Fields, So.	Nebraska	2006				
8-129	Brian Murph, Sr.	Nebraska	2006				
7-103	Marcus Henry, Sr.	C. Michigan	2007				
5-119	Marcus Henry, Sr.	Southeastern La.	2007				
7-133	Marcus Henry, Sr.	Toledo	2007				
6-101	Marcus Henry, Sr.	Nebraska	2007				
8-199	Marcus Henry, Sr.	Oklahoma State	2007				
11-109	Dexton Fields, Jr.	Iowa State	2007				
8-116	Dexton Fields, Jr.	Missouri	2007				
7-101	Dexton Fields, Jr.	Virginia Tech	2007				



WILLIE VAUGHN





**FRANK SEURER**

12. Tony Sands	3,788	1988-91
(3,788 rush)		
13. Adam Barmann	3,103	2003-06
(3,020 pass, 83 rush)		
14. Jordan Webb	3,077	2009-11
(3,077 pass, 624 rush)		
15. Laverne Smith	3,074	1976-79
(3,074 rush)		

Offensive Plays	No.	Years
1. Todd Reesing	1,796	2006-09
(1,461 pass, 335 rush in 41 g)		
2. Frank Seurer	1,181	1980-83
(934 pass, 247 rush in 42 g)		
3. David Jaynes	986	1971-73
(754 pass, 232 rush in 28 g)		
4. Kelly Donohoe	968	1986-89
(754 pass, 223 rush in 34 g)		
5. Chip Hilleary	926	1989-92
(636 pass, 290 rush in 38 g)		
6. Mike Norseth	876	1984-85
(647 pass, 229 rush in 23 g)		
7. Bill Whittemore	832	2002-03
(568 pass, 264 rush in 19 g)		
8. June Henley	823	1993-96
(823 rush in 42 g)		
9. Dylen Smith	791	1999-00
(569 pass, 222 rush in 23 g)		
10. Tony Sands	778	1988-91
(778 rush in 44 g)		

Touchdowns	No. (Pass, Rush)	Years
1. Todd Reesing	105 (90 pass, 15 rush)	2006-09
2. Bill Whittemore	50 (29 pass, 21 rush)	2002-03
3. Chip Hilleary	48 (25 pass, 23 rush)	1989-92
4. June Henley	43 (42 rush, 1 kick return)	1993-96
5. David Jaynes	40 (35 pass, 5 rush)	1971-73

Total Offense Yards Per Game	Avg.	Years
1. Todd Reesing	288.8	2006-09
2. Bill Whittemore	270.2	2002-03
3. Mike Norseth	217.2	1984-85
4. Dylen Smith	177.5	1999-00
5. David Jaynes	165.6	1971-73

## SEASON RECORDS

Total Yards	Yards	Year
1. Todd Reesing, Jr.	4,112	2008
(3,888 pass, 224 rush)		
2. Todd Reesing, Sr.	3,735	2009
(3,616 pass, 119 rush)		
3. Todd Reesing, So.	3,683	2007
(3,486 pass, 197 rush)		
4. Mike Norseth, Sr.	3,214	1985
(2,995 pass, 219 rush)		
5. Bill Whittemore, Sr.	2,919	2003
(2,385 pass, 534 rush)		
6. Frank Seurer, Sr.	2,660	1983
(2,789 pass, -129 rush)		
7. Dylen Smith, Sr.	2,334	2000
(1,963 pass, 371 rush)		
8. Bill Whittemore, Jr.	2,215	2002
(1,666 pass, 549 rush)		
9. Mark Williams, Sr.	2,196	1995
(1,957 pass, 239 rush)		
10. Kelly Donohoe, Sr.	2,123	1989
(2,125 pass, -2 rush)		
11. Chip Hilleary, Sr.	2,120	1992
(1,583 pass, 537 rush)		
12. David Jaynes, Jr.	2,082	1972
(2,253 pass, -171 rush)		

### By a Freshman

1,539 - Kerry Meier, 2006 (1,193 pass, 346 rush)


### By a Running Back

1,457 - Jon Cornish, 2006 (1,457 rush)

1,442 - Tony Sands, 1991 (1,442 rush)

## CAREER RECORDS

Offensive Yards	Yards	Years
1. Todd Reesing	11,840	2006-09
(11,194 pass, 646 rush)		
2. Frank Seurer	6,112	1980-83
(6,410 pass, -298 rush)		
3. Chip Hilleary	5,888	1989-92
(4,598 pass, 1,290 rush)		
4. Kelly Donohoe	5,228	1986-89
(5,382 pass, 154 rush)		
5. Bill Whittemore	5,134	2002-03
(4,051 pass, 1,083 rush)		
6. Mike Norseth	4,996	1984-85
(4,677 pass, 319 rush)		
7. David Jaynes	4,639	1971-73
(5,132 pass, 493 rush)		
8. Dylen Smith	4,084	1999-00
(3,562 pass, 522 rush)		
9. June Henley	3,841	1993-96
(3,841 rush)		
10. Bobby Douglass	3,832	1966-68
(2,817 pass, 1,015 rush)		
11. Ray Evans	3,799	1941-42, 46-47
(2,368 pass, 1,431 rush)		



**GALE SAYERS**



Offensive Plays	No.	Year
1. Todd Reesing, Jr. (495 pass, 126 rush in 13 g)	621	2008
2. Todd Reesing, Sr. (496 pass, 104 rush in 12 g)	600	2009
3. Mike Norseth, Sr. (408 pass, 135 rush in 12 g)	543	1985
4. Todd Reesing, So. (446 pass, 92 rush in 13 g)	538	2007
5. Bill Whittemore, Jr. (305 pass, 137 rush in 9 g)	442	2002
6. Dysten Smith, Sr. (306 pass, 125 rush in 11 g)	431	2000
7. David Jaynes, Sr. (330 pass, 96 rush in 11 g)	426	1973
8. Frank Seurer, Sr. (353 pass, 57 rush in 11 g)	410	1983
9. Bill Whittemore, Sr. (263 pass, 127 rush in 10 g)	390	2003
10. Mark Williams, Sr. (282 pass, 82 rush in 12 g)	364	1995

Touchdowns	No.	Year
1. Todd Reesing, Jr. (32 pass, 4 rush)	36	2008
Todd Reesing, So. (33 pass, 3 rush)	36	2007
3. Todd Reesing, Sr. (22 pass, 6 rush)	28	2009
Bill Whittemore, Sr. (18 pass, 10 rush)	28	2003

5. Bill Whittemore, Jr. (11 pass, 11 rush)	22	2002
6. Chip Hilleary, Jr. (6 pass, 14 rush)	20	1991
7. Dysten Smith, Sr. (10 pass, 9 rush)	19	2000
8. Kerry Meier, Fr. (13 pass, 5 rush)	18	2006
Chip Hilleary, Sr. (12 pass, 6 rush)	18	1992
Mike Norseth, Sr. (15 pass, 3 rush)	18	1985

Yards Per Game	Avg.	Year
1. Todd Reesing, Jr.	316.3	2008
2. Todd Reesing, Sr.	311.2	2009
2. Bill Whittemore, Sr.	291.1	2003
3. Todd Reesing, So.	283.3	2007
4. Mike Norseth, Sr.	267.8	1985
5. Bill Whittemore, Jr.	246.1	2002


Yards Per Play	Avg.	Year
1. Gale Sayers, So.	7.12	1962
2. Mark Williams, Sr.	6.98	1995
3. Chip Hilleary, Sr.	6.88	1992
4. Todd Reesing, So.	6.84	2007
5. Frank Seurer, Sr.	6.49	1983
6. Chip Hilleary, So.	6.38	1990
7. Kelly Donohoe, Sr.	6.30	1989
8. Todd Reesing, Jr.	6.26	2008
9. Todd Reesing, Sr.	6.22	2009
10. Jon Cornish, Sr.	5.83	2006
David Jaynes, Jr.	5.83	1972

**By a Freshman**  
339 - Adam Barmann vs. Texas A&M, 2003  
(294 pass, 45 rush)

**By a Running Back**  
398 - Tony Sands vs. Missouri, 1991 (396 rush)

Total Plays	No.	Game, Date
1. Bill Whittemore, Jr. (44 pass, 21 rush)	65	vs. Texas A&M, 10-19-02
2. David Jaynes, Sr. (58 pass, 6 rush)	64	vs. Tennessee, 10-6-73
3. Todd Reesing, Sr. (55 pass, 8 rush)	63	vs. Missouri, 11-28-09
4. Todd Reesing, Jr. (51 pass, 11 rush)	62	vs. Missouri, 11-29-08
5. Todd Reesing, Jr. (52 pass, 9 rush)	61	vs. FIU, 8-30-08
6. Todd Reesing, Jr. (51 pass, 9 rush)	60	vs. USF, 9-12-08
Kerry Meier, Fr. (41 pass, 19 rush)	60	vs. Toledo, 9-15-06
Bill Whittemore, Jr. (33 pass, 27 rush)	60	vs. Colorado, 10-12-02
9. Adam Barmann, Sr. (54 pass, 4 rush)	58	vs. Nebraska, 9-30-06
Bill Whittemore, Sr. (41 pass, 17 rush)	58	vs. NC State, 12-22-03
Tony Sands, Sr. (58 rush)	58	vs. Missouri, 11-23-91
Frank Seurer, Sr. (52 pass, 6 rush)	58	vs. Colorado, 11-5-83

Touchdowns	No.	Game, Date
1. Todd Reesing, So. (6 pass)	6	vs. Nebraska, 11-03-07
2. Bill Whittemore, Sr. (3 pass, 2 rush)	5	vs. Colorado, 10-11-03
Dysten Smith, Sr. (2 pass, 3 rush)	5	vs. Texas Tech, 10-28-00
Chip Hilleary, Sr. (4 pass, 1 rush)	5	vs. Iowa State, 10-17-92
Mike Norseth, Sr. (4 pass, 1 rush)	5	vs. Eastern Illinois, 10-5-85
Ralph Miller, So. (5 pass)	5	vs. Washburn, 10-8-38



BILL WHITTEMORE

**GAME RECORDS**

Total Yards	Yards	Game, Date
1. Mike Norseth, Sr. (480 pass, 29 rush)	509	vs. Vanderbilt, 9-9-85
2. Todd Reesing, Sr. (498 pass, 8 rush)	506	vs. Missouri, 11-28-09
3. Bill Whittemore, Sr. (422 pass, 45 rush)	467	vs. Colorado, 10-11-03
4. Todd Reesing, Sr. (442 pass, 12 rush)	454	vs. Iowa State, 10-10-09
5. Kelly Donohoe, Sr. (411 pass, 28 rush)	439	vs. Iowa State, 10-7-89
6. Todd Reesing, Jr. (412 pass, 4 rush)	415	vs. Louisiana Tech, 9-6-08
Todd Reesing, So. (368 pass, 47 rush)	415	vs. FIU, 9-22-07
8. Adam Barmann, Sr. (405 pass, 5 rush)	410	vs. Nebraska, 9-30-06
9. David Jaynes, Jr. (401 pass, 1 rush)	402	vs. Washington State, 9-9-72
10. Tony Sands, Sr. (396 rush)	396	vs. Missouri, 11-23-91
11. Bill Whittemore, Jr. (218 pass, 177 rush)	395	vs. Tulsa, 9-28-02
12. Todd Reesing, Jr. (381 pass, 12 rush)	394	vs. USF, 9-12-08
Frank Seurer, Sr. (394 pass)	394	vs. Colorado, 11-5-83





## CAREER RECORDS

All-Purpose Yards (Since 1956)	No.	Years
1. June Henley (3,841 rush, 622 rec., 694 ret.)	5,157	1993-97
2. Clark Green (2,754 rush, 1,229 rec., 85 ret.)	4,068	2002-05
3. Dezmon Briscoe (37 rush, 3,240 rec., 651 ret.)	3,928	2007-09
4. Gale Sayers (2,675 rush, 398 rec., 844 ret.)	3,917	1962-64
5. David Winbush (2,608 rush, 505 rec., 797 ret.)	3,910	1997-00
6. Tony Sands (3,788 rush, 106 rec., 0 ret.)	3,894	1988-91
7. Laverne Smith (3,074 rush, 211 rec., 117 ret.)	3,402	1973-76
8. Ray Evans (1,365 rush, 353 rec., 1,541 ret.)	3,259	1941-42, 46-47
9. Charlie Hoag (1,914 rush, 579 rec., 740 ret.)	3,233	1950-52
10. Don Shanklin (1,630 rush, 276 rec., 1,265 ret.)	3,171	1966-68
11. Jake Sharp (2,239 rush, 785 rec., 76 ret.)	3,100	2006-09
12. John Riggins (2,659 rush, 67 rec., 165 ret.)	2,891	1968-70
13. Homer Floyd (1,534 rush, 567 rec., 706 ret.)	2,807	1956-58
14. D.J. Behsears (277 rush, 506 rec., 1,936 ret.)	2,797	2009-11
15. Jon Cornish (2,245 rush, 344 rec., 45 ret.)	2,634	2003-06

All-Purpose Plays	No.	Years
1. June Henley	917	1993-96
2. Tony Sands	789	1988-91
3. David Winbush	642	1997-00
4. Clark Green	586	2002-05
5. John Riggins	535	1968-70
6. Gale Sayers	496	1962-64
7. Laverne Smith	491	1973-76
8. Kerwin Bell	487	1980-83
9. Jon Cornish	430	2003-06
10. Don Shanklin	427	1966-68

## SEASON RECORDS

All-Purpose Yards	Yards	Year
1. Dezmon Briscoe, Jr. (19 rush, 1,337 rec., 432 ret.)	1,788	2009
2. June Henley, Sr. (1,349 rush, 215 rec.)	1,773	1996
3. Jon Cornish, Sr. (1,457 rush, 194 rec.)	1,651	2006
4. Dezmon Briscoe, So. (18 rush, 1,407 rec., 219 ret.)	1,644	2008
5. D.J. Behsears, Jr. (64 rush, 437 rec., 1,014 ret.)	1,587	2011
6. Clark Green, So. (968 rush, 464 rec., 20 ret.)	1,452	2003
7. Tony Sands, Sr. (1,442 rush, 7 rec.)	1,449	1991
8. Brandon McAnderson, Sr. (1,125 rush, 213 rec., 48 ret.)	1,386	2007
Gale Sayers, Jr. (917 rush, 155 rec., 333 ret.)	1,386	1963
10. Gale Sayers, Sr. (1,125 rush, 61 rec., 197 ret.)	1,383	1964
11. Don Shanklin, So. (732 rush, 42 rec., 595 ret.)	1,373	1966
12. June Henley, Fr. (1,127 rush, 53 rec., 134 ret.)	1,314	1993
13. Ron Jessie, Jr. (603 rush, 336 rec., 362 ret.)	1,301	1969
14. Laverne Smith, So. (1,181 rush, 119 rec.)	1,300	1974
15. June Henley, Jr. (766 rush, 312 rec., 192 ret.)	1,270	1995

All Purpose Plays	No.	Year
1. June Henley, Sr.	336	1996
2. Jon Cornish, Sr.	274	2006
Tony Sands, Sr.	274	1991
4. Clark Green, So.	249	2003
5. June Henley, Fr.	244	1993
6. Delvin Williams, Sr.	240	1973
7. Kerwin Bell, So.	236	1980
8. Clark Green, Fr.	234	2002
9. David Winbush, So.	225	1998
10. Tony Sands, So.	222	1989

## ALL-PURPOSE YEARLY LEADERS

Year	Leader	Yds.	Plays	Rush	Rec.	Ret.	Avg.
1958	Homer Floyd, HB	1040	141	391	307	342	7.4
1959	John Hadl, HB	956	98	348	126	482	9.8
1960	Bert Coan, HB	710	84	488	184	38	8.5
1961	Curtis McClinton, FB	866	145	553	166	147	6.0
1962	Gale Sayers, RB	1383	178	1125	61	197	7.8
1963	Gale Sayers, RB	1386	157	917	155	314	8.8
1964	Gale Sayers, RB	1148	161	633	182	333	7.1
1965	Robert Miller, RB	364	68	356	3	5	5.4
1966	Donnie Shanklin, HB	1373	224	732	42	595	6.1
1967	Donnie Shanklin, WR	744	64	126	169	449	11.6
1968	Donnie Shanklin, TB	1054	139	772	65	217	7.6
1969	Ron Jessie, TB	1301	164	603	336	362	7.9
1970	John Riggins, RB	1175	216	1131	44	0	5.4
1971	Delvin Williams, RB	696	121	509	67	120	5.8
1972	Bruce Adams, WR	951	61	0	704	247	15.6
1973	Delvin Williams, RB	1201	240	762	272	167	5.0
1974	Laverne Smith, RB	1300	188	1181	119	0	6.9
1975	Nolan Cromwell, QB	1124	218	1124	0	0	5.2
1976	Laverne Smith, HB	1024	151	978	46	0	6.8
1977	Norris Banks, FB	671	164	655	16	0	4.1
1978	Mike Higgins, TB	624	89	270	91	263	7.0
1979	Harry Sydney, RB	768	146	578	149	41	5.3
1980	Dino Bell, TB	1179	236	1114	65	0	5.0
1981	Garfield Taylor, TB	834	181	728	106	0	4.6
1982	Darren Green, WR	697	27	7	220	470	25.8
1983	Bob Johnson, SE	1154	58	0	1154	0	19.9
1984	Robert Mimbs, TB	941	139	494	291	156	6.8
1985	Richard Estell, WR	1109	70	0	1109	0	15.8
1986	Arnold Snell, TB	731	174	672	34	25	4.2
1987	Arnold Snell, TB	767	199	691	14	62	3.9
1988	Willie Vaughn, WR	1054	60	27	812	215	17.6
1989	Tony Sands, RB	1163	222	1109	54	0	5.2
1990	Tony Sands, RB	775	187	757	18	0	4.1
1991	Tony Sands, RB	1449	274	1442	7	0	5.7
1992	Maurice Douglass, RB	1178	219	899	156	123	5.4
1993	June Henley, RB	1314	244	1127	53	134	5.4
1994	L.T. Levine, RB	984	135	803	31	15	7.3
1995	June Henley, RB	1270	195	766	312	192	6.5
1996	June Henley, RB	1773	336	1349	215	209	5.3
1997	Eric Vann, RB	910	209	796	114	0	4.4
1998	David Winbush, RB	1195	225	974	75	146	5.3
1999	Mitch Bowles, RB	897	119	444	50	403	7.3
2000	David Winbush, RB	1165	192	701	268	196	6.1
2001	Reggie Duncan, RB	783	185	739	44	0	4.0
2002	Clark Green, RB	1221	234	813	408	0	5.2
2003	Clark Green, RB	1452	249	968	464	20	5.8
2004	John Randle, RB	1065	193	540	274	251	5.5
2005	Clark Green, RB	948	178	664	219	65	5.3
2006	Jon Cornish, RB	1651	274	1457	194	0	6.0
2007	Brandon McAnderson, RB	1386	214	1125	213	48	6.5
2008	Dezmon Briscoe, WR	1644	102	18	1407	219	16.1
2009	Dezmon Briscoe, WR	1788	105	19	1337	432	17.0
2010	D.J. Beshears, WR/RB	1210	102	213	69	928	11.9
2011	D.J. Beshears, WR/RB	1,587	108	64	437	1,086	10.1



JON CORNISH



## CAREER RECORDS

Total Points	Pts.	Years
1. Dan Eichloff (62 FGs, 116 PATs)	302	1990-93
2. Scott Webb (47 FGs, 159 PATs)	300	2004-07
3. June Henley (43 TDs)	258	1993-96
4. Bruce Kallmeyer (53 FGs, 74 PATs)	233	1980-83
5. Joe Garcia (40 FGs, 103 PATs)	223	1997-00
6. Jacob Branstetter (30 FGs, 118 PATs)	208	2008-10
7. Dezmon Briscoe (33 TDs)	198	2007-09
8. Jeff McCord (25 FGs, 104 PATs)	179	1994-96
9. Jake Sharp (29 TDs)	174	2006-09
10. Tony Sands (28 TDs)	168	1988-91
11. Kerry Meier (24 TDs, 2 PATs)	148	2006-09
12. David Winbush (24 TDs)	144	1997-00
13. Chip Hilleary (23 TDs)	138	1989-92
14. Mike Hubach (21 FGs, 72 PATs)	135	1976-79
15. Bill Bell (16 FGs, 78 PATs)	132	1967-69
16. Bill Whittemore (21 TDs)	126	2002-03
L.T. Levine (21 TDs)	126	1992-95
John Riggins (21 TDs)	126	1968-70
19. Gale Sayers (20 TDs, 1 PAT)	122	1962-64

### Touchdowns

	No.	Years
1. June Henley	43	1993-96
2. Bobby Douglass	39	1966-68
3. Dezmon Briscoe	33	2007-09
4. Jake Sharp	29	2006-09
5. Tony Sands	28	1988-91
6. Kerry Meier	24	2006-09
David Winbush	24	1997-00
8. Brandon McAnderson	23	2004-07
Chip Hilleary	23	1989-92
Laverne Smith	23	1973-76
11. Bill Whittemore	21	2002-03
L.T. Levine	21	1992-95
John Riggins	21	1968-70
14. Gale Sayers	20	1962-64

### Most Games with a Touchdown

24 - June Henley, 1993-96

## SEASON RECORDS

Total Points	Pts.	Year
1. Scott Webb*, Sr.	120	2007
2. June Henley, Sr.	108	1996
3. Bruce Kallmeyer*, Sr.	98	1983
4. Dezmon Briscoe, So.	90	2008
5. Dan Eichloff*, Jr.	86	1992
6. Dan Eichloff*, So.	85	1991
7. Chip Hilleary, Jr.	84	1991
John Riggins, Sr.	84	1970
Wade Stinson, Jr.	84	1950
10. Jeff Johnson*	83	1985

\* - Indicates place kicker

### Touchdowns

	No.	Year
1. June Henley, Sr.	18	1996
2. Brandon McAnderson, Sr.	16	2007
3. Dezmon Briscoe, So.	15	2008
4. Chip Hilleary, Jr.	14	1991
John Riggins, Sr.	14	1970
Wade Stinson, Jr.	14	1950
7. Jake Sharp, Jr.	13	2008
June Henley, Fr.	13	1993
Bud Laughlin	13	1951
10. Maurice Douglas, Sr.	12	1992
Bobby Douglass, Sr.	12	1968
12. Dezmon Briscoe, Jr.	11	2009
Jon Cornish, Jr.	11	2005
Bill Whittemore, Jr.	11	2002
L.T. Levine, Jr.	11	1994
Tony Sands, So.	11	1989
Bud French, Sr.	11	1949

### Most Games with a TD

	No.	Year
1. Dezmon Briscoe, So.	10	2008
2. Maurice Douglas, Sr.	9	1992
Wade Stinson, Jr.	9	1950

## GAME RECORDS

Total Points	Pts.	Game, Date
1. James Sims, Fr.	24	vs. Colorado, 11-6-10
Jake Sharp, Jr.	24	vs. Kansas State, 11-1-08
Brandon McAnderson, Sr.	24	vs. Nebraska, 11-10-07
June Henley, Sr.	24	vs. TCU, 9-14-96
Tony Sands, Sr.	24	vs. Missouri, 11-23-91
Quintin Smith, Sr.	24	vs. Louisville, 9-9-89
Curtis McClinton, Sr.	24	vs. California, 11-18-61
Charlie Black	24	vs. Washington (Mo.), 11-10-23

Total Points	Pts.	Game, Date
(by a Kicker)		
1. Bruce Kallmeyer, Sr.	21	vs. Wichita State, 9-17-83

Touchdowns	No.	Game, Date
1. James Sims, Fr.	4	vs. Colorado, 11-6-10
Jake Sharp, Jr.	4	vs. Kansas State, 11-1-08
Brandon McAnderson, Sr.	4	vs. Nebraska, 11-10-07
Tony Sands, Sr.	4	vs. Missouri, 11-23-91
Quintin Smith, Sr.	4	vs. Louisville, 9-9-89
Curtis McClinton, Sr.	4	vs. California, 11-18-61
Charlie Black	4	vs. Washington (Mo.), 11-10-23

## YEARLY SCORING LEADERS

Year	Player	TD	PAT (1)	PAT (2)	FG	TP
1937	Clarence Douglass, FB	4	3-5	--	0-0	27
1938	Bill Bunsen, FB	4	0-0	--	0-0	24
1939	Milt Sullivant, RB,	2	0-0	--	0-0	12
	Jake Fry, RB	2	0-0	--	0-0	12
1940	Ed Hall, RB	4	3-5	--	0-0	27
1941	Denzel Gibbens, RB	3	0-0	--	0-0	18
1942	Ed Linquist, RB	4	0-0	--	0-0	24
1943	Bob Carson, RB	4	1-1	--	0-0	25
1944	Charlie Moffatt, RB	7	1-1	--	0-0	43
1945	Leroy Robison	6	10-15	--	0-0	46
1946	Ray Evans, RB	7	0-0	--	0-0	42
1947	Forrest Griffith, RB	9	0-0	--	0-0	54
1948	Forrest Griffith, RB	6	1-2	--	0-0	37
1949	Bud French	11	0-0	--	0-0	66
1950	Wade Stinson, RB	14	0-0	--	0-0	84
1951	Bud Laughlin	13	0-0	--	0-0	78
1952	Bob Brandeberry	9	0-0	--	0-0	54
1953	Don Hess, RB	3	2-2	--	0-0	20
1954	John Anderson, FB	2	0-0	--	0-0	12
	Joe Held, E/RB	2	0-0	--	0-0	12
	Terry McIntosh, RB/QB	2	0-0	--	0-0	12
	Ralph Moody, RB	2	0-0	--	0-0	12
1955	John Francisco, RB	4	0-0	--	0-0	24
1956	Charlie McCue, RB	8	0-0	--	0-0	48
1957	Homer Floyd, RB	5	0-0	--	0-0	30
1958*	Homer Floyd, RB	4	0-0	1	0-0	26
1959	John Hadl, RB/QB	8	0-0	0	0-0	48
1960	Bert Coan, RB	9	0-0	0	0-0	54
1961	Curtis McClinton, FB	10	0-0	0	0-0	60
1962	Gale Sayers, RB	7	0-0	0	0-0	42
1963	Gale Sayers, RB	8	0-0	1	0-0	50
1964	Gale Sayers, RB	5	0-0	0	0-0	30
1965	Dick Abernethy, LB	4	0-0	0	0-0	24
	Bill Fenton, QB	4	0-0	0	0-0	24
1966	Thermus Butler, HB	3	0-0	0	1-1	21
1967	Bobby Douglass, QB	7	0-0	0	0-0	42
1968	Bobby Douglass, QB	12	0-0	0	0-0	72
1969	Bill Bell, K	0	17-19	0	5-14	32
1970	John Riggins, RB	14	0-0	0	0-0	84
1971	Steve Conley, RB	5	0-0	1	0-0	32
	John Schroll, TE	5	0-0	1	0-0	32
1972	Bruce Adams, FL	8	0-0	1	0-0	50
1973	Delvin Williams, RB	10	0-0	0	0-0	60
1974	Laverne Smith, RB	5	0-0	0	0-0	30
1975	Nolan Cromwell, QB	9	0-0	0	0-0	54
1976	Mike Hubach, K/P	0	28-30	0	7-14	49
1977	Mike Hubach, K/P	0	16-16	0	3-8	25
1978	Mike Hubach, K/P	0	10-10	0	4-12	22
1979	Mike Hubach, K/P	0	18-20	0	7-14	39
1980	Kerwin Bell, RB	8	0-0	0	0-0	48
1981	Bruce Kallmeyer, K	0	16-16	0	12-14	52
1982	Bruce Kallmeyer, K	0	14-14	0	10-14	44
1983	Bruce Kallmeyer, K	0	26-29	0	24-29	98
1984	Dodge Schwartzburg, KS	0	21-22	0	15-18	66
1985	Jeff Johnson, K	0	29-32	0	18-25	83
1986	Arnold Snell, FB	5	0-0	0	0-0	30
1987	Louis Klemp, K	0	14-14	0	7-13	35
1988	Brad Fleeman, PK	0	22-23	0	7-9	43
1989	Tony Sands, RB	11	0-0	0	0-0	66
1990	Dan Eichloff, P/PK	0	22-22	0	15-21	67
1991	Dan Eichloff, P/PK	0	31-33	0	18-24	85
1992	Dan Eichloff, P/PK	0	38-38	0	16-20	86
1993	June Henley, RB	13	0-0	0	0-0	78
1994	L.T. Levine, RB	11	0-0	0	0-0	66
1995	Jeff McCord, KS	0	33-36	0	9-12	60
1996	June Henley, RB	18	0-0	0	0-0	108
1997	Joe Garcia, K	0	18-20	0	11-14	51
1998	Joe Garcia, K	0	27-29	0	12-17	63
1999	Moran Norris, RB	9	0-0	0	0-0	54
2000	Joe Garcia, K	0	29-31	0	10-14	59
2001	Johnny Beck, PK	0	16-17	0	14-20	58
2002	Bill Whittemore, QB	11	0-0	0	0	66
2003	Bill Whittemore, QB	10	0-0	0	0-0	60
2004	John Randle, RB/DB	9	0-0	0	0-0	54
2005	Scott Webb, PK	0	27-29	0	14-19	69
2006	Scott Webb, PK	0	37-39	0	13-18	76
2007	Scott Webb, PK	0	66-67	0	18-26	120
2008	Dezmon Briscoe, WR	15	0-0	0	0-0	90
2009	Jacob Branstetter, PK	0	42-44	0	13-19	81
2010	James Sims, RB	10	0-0	0	0-0	60
2011	James Sims, RB	9	0-0	0	0-0	54

\* Two-point conversion rule adopted in 1958





## CAREER RECORDS

Field Goal Attempts	M-A	Years
1. Dan Eichloff	62-87	1990-93
2. Johnny Beck	40-69	2001-04
Bruce Kallmeyer	53-69	1980-83
4. Scott Webb	47-68	2004-07
5. Joe Garcia	40-63	1997-00
6. Mike Hubach	21-48	1976-79
7. Jacob Branstetter	30-45	2008-10

Field Goals Made	M-A	Years
1. Dan Eichloff	62-87	1990-93
2. Bruce Kallmeyer	53-69	1980-83
3. Scott Webb	47-68	2004-07
4. Johnny Beck	40-69	2001-04
Joe Garcia	40-63	1997-00
6. Jacob Branstetter	30-45	2008-10

Field Goal Percentage (Min. 24 Attempts)	Pct.	Years
1. Bruce Kallmeyer	77.9 (53-69)	1980-83
2. Dan Eichloff	71.3 (62-87)	1990-93
3. Scott Webb	69.1 (47-68)	2004-07
4. Jacob Branstetter	66.7 (30-45)	2008-10

PATs Attempted	M-A	Years
1. Scott Webb	159-164	2004-07
2. Jacob Branstetter	118-122	2008-10
3. Dan Eichloff	116-119	1990-93
4. Joe Garcia	103-111	1997-00
5. Jeff McCord	104-109	1994-96

PATs Made	No.	Years
1. Scott Webb	159	2004-07
2. Jacob Branstetter	118	2008-10
3. Dan Eichloff	116	1990-93
4. Jeff McCord	104	1994-96
5. Joe Garcia	103	1997-00
6. Bill Bell	78	1967-69
7. Bruce Kallmeyer	74	1980-83
8. Mike Hubach	72	1976-79

PAT Percentage (min. 100 attempts)	Pct.	Years
1. Dan Eichloff	97.5 (116-119)	1990-93
2. Scott Webb	97.0 (159-164)	2004-07
3. Jacob Branstetter	96.7 (112-122)	2008-10

Consecutive PATs	No.	Years
1. Dan Eichloff	60	1990-93

## SEASON RECORDS

Field Goals Attempted	M-A	Year
1. Bruce Kallmeyer, Sr.	24-29	1983
2. Scott Webb, Sr.	18-26	2007
3. Jeff Johnson, xxx	18-25	1985
4. Dan Eichloff, So.	18-24	1991
5. Dan Eichloff, Fr.	15-21	1990
6. Jonny Beck, Fr.	14-20	2001
Dan Eichloff, Jr.	16-20	1992
8. Jacob Branstetter, Jr.	13-19	2009
Scott Webb, So.	14-19	2005

Field Goals Made	M-A	Year
1. Bruce Kallmeyer, Sr.	24-29	1983
2. Scott Webb, Sr.	18-26	2007
Dan Eichloff, So.	18-24	1991
Jeff Johnson, Jr.	18-25	1985
5. Dan Eichloff, Jr.	16-20	1992
6. Dan Eichloff, Fr.	15-21	1990
Dodge Schwartzburg, Sr.	15-18	1984
8. Scott Webb, So.	14-19	2005
Johnny Beck, Fr.	14-20	2001

Field Goal Percentage	Pct.	Year
1. Bruce Kallmeyer, So.	85.7 (12-14)	1981
2. D. Schwartzburg, Sr.	83.3 (15-18)	1984
3. Bruce Kallmeyer, Sr.	82.8 (24-29)	1983
4. Dan Eichloff, Jr.	80.0 (16-20)	1992

Most Consecutive Field Goals Made	No.	Year
1. Dodge Schwartzburg, Sr.	11	1984

PATs Attempted	M-A	Year
1. Scott Webb, Sr.	66-67	2007
2. Bill Bell, Jr.	48-53	1968
3. Jacob Branstetter, So.	51-52	2008
4. Jacob Branstetter, Jr.	42-44	2009
5. John Konek	33-43	1952
6. Scott Webb, Jr.	37-39	2006
7. Dan Eichloff, Jr.	38-38	1992
8. Jeff McCord, Fr.	37-37	1994
Bill Rinehart	25-37	1949
10. Bob Helmbacher, So.	32-34	1970

PATs Made	No.	Year
1. Scott Webb, Sr.	66	2007
2. Jacob Branstetter, So.	51	2008
3. Bill Bell, Jr.	48	1968
4. Jacob Branstetter, Jr.	42	2009
5. Dan Eichloff, Jr.	38	1992
6. Scott Webb, Jr.	37	2006
Jeff McCord, Fr.	37	1994
8. John Konek, So.	33	1952
9. Bob Helmbacher, So.	32	1970
10. Johnny Beck, Jr.	31	2003
Dan Eichloff, So.	31	1991

PAT Percentage	Pct.	Year
1. Scott Webb, Fr.	100.0 (29-29)	2004
Jeff McCord, Fr.	100.0 (37-37)	1994
Dan Eichloff, Jr.	100.0 (38-38)	1992
4. Jacob Branstetter, So.	98.0 (51-52)	2008
5. Jacob Branstetter, Sr.	96.2 (25-26)	2010
Dan Eichloff, Sr.	96.2 (25-26)	1993
7. Scott Webb, Jr.	94.9 (37-39)	2006

Consecutive PATs	No.	Year
1. Jacob Branstetter, So.	49	2008
2. Scott Webb, Sr.	44	2007
3. Dan Eichloff, Jr.	38	1992
4. Jeff McCord, Fr.	37	1994

## GAME RECORDS

Field Goals Made	No.	Game, Date
1. Bruce Kallmeyer, Sr.	5	vs. Wichita State, 9-17-83
Bruce Kallmeyer, Sr.	5	vs. Nebraska, 10-31-81
3. Scott Webb, Jr.	4	vs. Kansas State, 11-18-06
Johnny Beck, Jr.	4	vs. UNLV, 9-6-03
Johnny Beck, Fr.	4	vs. Texas Tech, 10-6-01
Dan Eichloff, Sr.	4	vs. W. Carolina, 9-4-93
Dan Eichloff, Jr.	4	vs. Oklahoma St., 11-2-92
Dan Eichloff, Jr.	4	vs. Tulsa, 9-19-92
Dodge Schwartzburg	4	vs. Oklahoma, 10-27-84
Bruce Kallmeyer, Sr.	4	vs. USC, 9-24-83
Dennis Kerbel, Fr.	4	vs. Oregon State, 9-27-75

Longest Field Goal	Yds.	Game, Date
1. Dan Eichloff, Jr.	61	vs. Ball State, 9-12-92
2. Johnny Beck, Fr.	59	at Colorado, 9-22-01
3. Dan Eichloff, Fr.	58	vs. Kansas State, 10-27-90
4. Jacob Branstetter, Jr.	57	vs. Oklahoma, 10-24-09
Bruce Kallmeyer, Sr.	57	at Iowa State, 10-8-83
6. Dan Eichloff, Jr.	55	vs. Ball State, 9-12-92
7. Brad Fleeman, Jr.	54	vs. Kansas State, 11-5-88
Jeff Johnson, Jr.	54	at Oklahoma, 11-2-85
Bruce Kallmeyer, Sr.	54	vs. Missouri, 11-19-83
10. Jeff Johnson, Jr.	53	vs. Indiana State, 9-21-85
Mike Hubach, Sr.	53	vs. Oklahoma St., 10-27-79
12. Johnny Beck, Fr.	52	vs. UCLA, 9-8-01
Joe Garcia, Sr.	52	vs. Colorado, 10-21-00
Dan Eichloff, Sr.	52	at Michigan State, 9-11-93
Bruce Kallmeyer, Jr.	52	at Oklahoma St., 10-9-82
Mike Hubach, Sr.	52	vs. Colorado, 9-17-79
Mike Hubach, So.	52	vs. Missouri, 11-19-77

PATs Attempted	No.	Game, Date
1. Scott Webb, Sr.	11	vs. Nebraska, 11-3-07
2. Bill Bell, Jr.	10	vs. New Mexico, 10-5-68
3. Scott Webb, Fr.	9	vs. Toledo, 9-11-04
4. Jeff McCord, Fr.	8	vs. UAB, 9-24-94
Dan Eichloff, Jr.	8	vs. Ball State, 9-12-92
Bill Weidlein	8	vs. St. Mary's, 10-5-1912
7. Jacob Branstetter, So.	7	vs. Kansas State, 11-1-08
Scott Webb, Sr.	7	vs. Southeastern La., 9-8-07
Scott Webb, Jr.	7	vs. Northwestern St., 9-2-06
Joe Garcia, So.	7	vs. Illinois State, 9-19-98
Bill Rinehart	7	vs. Oklahoma, 10-22-49

PATs Made	No.	Game, Date
1. Scott Webb, Sr.	10	vs. Nebraska, 11-3-07
2. Scott Webb, Fr.	9	vs. Toledo, 9-11-04
3. Jeff McCord, Fr.	8	vs. UAB, 9-24-94
Dan Eichloff, Jr.	8	vs. Ball State, 9-12-92
Bill Bell, Jr.	8	vs. New Mexico, 10-5-68
Bill Weidlein	8	vs. St. Mary's, 10-5-1912
7. Jacob Branstetter, So.	7	vs. Kansas State, 11-1-08
Scott Webb, Jr.	7	vs. Northwestern St., 9-2-06
Joe Garcia, So.	7	vs. Illinois State, 9-19-98



## CAREER RECORDS

Punts	No.	Years
1. Mike Hubach	259	1976-79
2. Kyle Tucker	228	2004-07
3. Bucky Scribner	217	1980-82
Marc Harris	217	1971-73
5. Dan Eichloff	207	1990-93
6. Alonso Rojas	174	2008-10
7. Joey Pelfanio	137	1999-00
Dean Royal	137	1996-97
9. John Hadl	136	1959-61

Punting Yardage	Yards	Years
1. Mike Hubach	10,618	1976-79
2. Bucky Scribner	9,670	1980-82
3. Kyle Tucker	9,222	2004-07
4. Dan Eichloff	8,631	1990-93
5. Marc Harris	7,881	1971-73
6. Alonso Rojas	7,223	2008-10
7. Joey Pelfanio	6,005	1999-00
8. Dean Royal	5,664	1996-97

Punting Average	Avg.	Years
-----------------	------	-------

(Min. 75 punts)

1. Bucky Scribner	44.6	1980-82
2. Ted Rohde	42.6	1954-56
3. Darrin Simmons	41.7	1994-95
Dan Eichloff	41.7	1990-93
B.J. Lohsen	41.7	1988-89
6. Alonso Rojas	41.5	2008-10
7. Dean Royal	41.3	1996-97
8. Kyle Tucker	40.5	2004-07

## SEASON RECORDS

Punts	No.	Year
1. Curtis Ansel, Jr.	82	2002
2. Mike Hubach, So.	80	1977
3. Dean Royal, Sr.	79	1997
4. Bucky Scribner, Jr.	76	1981
Mike Hubach, Jr.	76	1978
Marc Harris, So.	76	1971
7. Bucky Scribner, Sr.	75	1982
Marc Harris, Jr.	75	1972
Keith Lieppman, Sr.	75	1970

Punting Yardage	Yards	Year
1. Bucky Scribner, Sr.	3,478	1982
2. Curtis Ansel, Jr.	3,459	2002
3. Dean Royal, Sr.	3,435	1997
4. Bucky Scribner, Jr.	3,283	1981
5. Mike Hubach, So.	3,245	1977
6. Mike Hubach, Jr.	3,146	1978
7. Joey Pelfanio, Jr.	3,096	1999
8. Keith Lieppman, Sr.	3,030	1970
9. Mike Hubach, Sr.	2,934	1979
10. Ron Doherty, So.	2,738	2011

## Punting Average

(Min. 35 punts)	Avg.	Year
1. Bucky Scribner, Sr.	45.8	1982
2. John Hadl, So.	45.6	1959
3. Bucky Scribner, So.	44.1	1980
4. Darrin Simmons, Sr.	43.8	1995
Bucky Scribner, Jr.	43.8	1981
6. Dean Royal, Sr.	43.5	1997
7. Joey Pelfanio, Jr.	43.0	1999
8. Kyle Tucker, So.	42.9	2005
9. Ron Doherty, So.	42.8	2011
10. Dan Eichloff, Fr.	42.6	1990

## GAME RECORDS

Punts	No.	Game, Date
1. David Harris, Jr.	15	vs. Nebraska, 10-21-72
2. Dean Royal, Sr.	12	vs. Nebraska, 10-25-97
Rob Dickerson, Jr.	12	vs. Nebraska, 11-16-85
4. Ron Doherty, So.	11	vs. Oklahoma, 10-15-11
Kyle Tucker, So.	11	vs. Texas, 11-12-05
Chris Tyrrell, Fr.	11	vs. Oklahoma, 10-13-01
Rich Reith, Sr.	11	vs. Auburn, 9-12-87
John Brehm, So.	11	vs. Oklahoma State, 10-25-86
Bucky Scribner, Jr.	11	vs. Missouri, 11-21-81
Bucky Scribner, Jr.	11	vs. Oklahoma, 10-17-81
Bucky Scribner, Jr.	11	vs. Kentucky, 9-19-81
Mike Hubach, Jr.	11	vs. Washington, 9-16-78
Bob Swift, Jr.	11	vs. Oklahoma, 11-16-74
Marc Harris, Sr.	11	vs. Washington St., 9-15-73
Marc Harris, So.	11	vs. Florida State, 9-25-71

Punting Yardage	Yards	Game, Date
1. Dean Royal, Sr.	535	vs. Nebraska, 10-25-97
2. Marc Harris, Jr.	497	vs. Nebraska, 10-21-72
3. Kyle Tucker, So.	469	vs. Texas, 11-12-05

## Punting Average

(Min. 5 punts)	Avg.	Game, Date
1. Ted Rohde, So.	52.5	vs. Colorado, 10-2-54

(5 for 261 yards)

(Min. 8 punts)	Avg.	Game, Date
1. Kyle Tucker, So.	50.5	vs. Texas Tech, 10-1-05

(8 for 404 yards)

## Longest Punt

Yds.	Game, Date
1. John Hadl, So.	94 vs. Oklahoma, 10-24-59
2. Ted Rohde, Jr.	84 vs. Iowa State, 10-8-55
3. Curtis Ansel, Jr.	83 at Baylor, 10-5-02
Mike Hubach, Sr.	83 vs. Iowa State, 10-20-79
5. Curtis Ansel, Jr.	82 at UNLV, 9-7-02
Dean Royal, Sr.	82 vs. Missouri, 9-13-97
7. B.J. Lohsen, Sr.	79 vs. Oklahoma State, 11-4-89
8. Rich Reith, Jr.	78 vs. Kansas State, 10-18-86
9. Alonso Rojas, Sr.	77 at Iowa State, 10-30-10
Alonso Rojas, So.	77 vs. Colorado, 10-11-08
Kyle Tucker, So.	77 vs. Texas Tech, 10-1-05

## YEARLY PUNT LEADERS

Year	Player	No.	Avg.
1937	Max Replogle	44	37.5
1938	Ralph Miller	17	40.3
1939	Frank Bukaty	42	40.3
1940	Don Pollom	26	32.0
1941	Ralph Miller	47	39.1
1942	Hoyt Baker	30	35.9
1943	Don Barrington	45	28.1
1944	Leroy Robison	30	36.0
1945	Frank Pattee	20	32.3
1946	Frank Pattee	44	33.1
1947	Tom Scott	13	35.0
1948	Dolph Simons, Fr.	34	36.9
1949	Bill Mace, Fr.	34	38.1
1950	Dolph Simons, Jr.	32	41.1
1951	George Mrkonic, Jr.	42	35.3
1952	Gil Reich, Sr.	26	35.6
1953	Ralph Moody, So.	34	37.9
1954	Ted Rohde, So.	29	43.7
1955	Ted Rohde, Jr.	20	42.3
1956	Ted Rohde, Sr.	26	41.6
1957	Jim Letcavits, Sr.	48	36.6
1958	Doyle Schick, So.	16	39.9
1959	John Hadl, So.	43	45.6
1960	John Hadl, Jr.	43	40.5
1961	John Hadl, Sr.	50	36.1
1962	Tony Leiker, Jr.	49	39.2
1963	Tony Leiker, Sr.	30	39.7
1964	Mike Johnson, Jr.	15	39.7
1965	Bill Lynch	46	41.5
1966	Dave Morgan, So.	46	42.4
1967	Dave Morgan, Jr.	22	39.2
1968	Bill Bell, Jr.	41	41.9
1969	Bill Bell, Sr.	65	36.5
1970	Keith Lieppman, Sr.	75	40.4
1971	Marc Harris, So.	76	37.5
1972	Marc Harris, Jr.	75	33.9
1973	Marc Harris, Sr.	66	37.7
1974	Bob Swift, Jr.	58	38.1
1975	John O'Rear, Sr.	50	38.0
1976	Mike Hubach, Fr.	34	38.0
1977	Mike Hubach, So.	80	40.6
1978	Mike Hubach, Jr.	76	41.4
1979	Mike Hubach, Sr.	69	42.5
1980	Bucky Scribner, Sr.	66	44.1
1981	Bucky Scribner, Jr.	76	42.8
1982	Bucky Scribner, Sr.	75	45.8
1983	Clint Colburn, Fr.	47	37.3
1984	Tom Becker, Fr.	50	37.3
1985	Rob Dickerson, Jr.	69	41.1
1986	Rich Reith, Jr.	69	39.1
1987	John Brehm, Jr.	15	41.7
1988	B.J. Lohsen, Jr.	55	41.0
1989	B.J. Lohsen, Sr.	48	42.5
1990	Dan Eichloff, Fr.	39	42.6
1991	Dan Eichloff, So.	54	42.3
1992	Dan Eichloff, Jr.	55	40.6
1993	Dan Eichloff, Sr.	59	41.5
1994	Darrin Simmons, Jr.	41	39.1
1995	Darrin Simmons, Sr.	51	43.8
1996	Dean Royal, Jr.	58	38.4
1997	Dean Royal, Sr.	79	43.5
1998	Matt Tyler, Fr.	63	37.1
1999	Joey Pelfanio, Jr.	72	43.0
2000	Joey Pelfanio, Sr.	65	38.5
2001	Chris Tyrrell, Fr.	53	40.5
2002	Curtis Ansel, Jr.	82	42.2
2003	Curtis Ansel, Sr.	47	41.2
2004	Kyle Tucker, Fr.	58	40.1
2005	Kyle Tucker, So.	66	42.9
2006	Kyle Tucker, Jr.	58	39.2
2007	Kyle Tucker, Sr.	46	38.9
2008	Alonso Rojas, So.	58	40.7
2009	Alonso Rojas, Jr.	52	41.4
2010	Alonso Rojas, Sr.	64	42.4
2011	Ron Doherty, So.	64	42.8





MARCUS HERFORD

## SEASON RECORDS

Kick Returns	No.	Year
1. D.J. Beshears, Jr.	49	2011
2. D.J. Beshears, So.	36	2010
3. Marcus Herford, Jr.	31	2007
4. Marcus Herford, So.	29	2006
5. Marcus Herford, Sr.	28	2008
Greg Heaggans, Jr.	28	2003
Greg Heaggans, So.	28	2002

Kick Return Yards	Yards	Year
1. D.J. Beshears, Jr.	1,014	2011
2. D.J. Beshears, So.	922	2010
3. Marcus Herford, Jr.	888	2007
4. Marcus Herford, So.	757	2006
5. Greg Heaggans, So.	691	2002

Kick Return Average		Year
(Min. 10)		
29.6	John Hadl (10 for 296)	1959
(Min. 15)		
26.3	Ashaundai Smith (17 for 448)	1994
(Min. 25)		
28.6	Marcus Herford (31 for 888)	2007

## GAME RECORDS

Kick Returns	No.	Game, Date
1. D.J. Beshears, Jr.	7	vs. Oklahoma, 10-15-11
D.J. Beshears, Jr.	7	vs. Northern Illinois, 9-10-11
Dezmon Briscoe, So.	7	vs. Missouri, 11-29-08
4. D.J. Beshears, Jr.	6	vs. Texas Tech, 10-1-11
Marcus Herford, Sr.	6	vs. Nebraska, 11-8-08
Marcus Herford, Jr.	6	vs. Nebraska, 11-3-07
Marcus Herford, So.	6	vs. Missouri, 11-25-06

Kick Return Yards	No.-Yards	Game, Date
1. Marcus Herford, Jr.	6-203	vs. Nebraska, 11-3-07
2. D.J. Beshears, Jr.	7-197	vs. Northern Illinois, 9-10-11
3. Dezmon Briscoe, So.	7-195	vs. Missouri, 11-29-08
Greg Heaggans, So.	4-195	vs. Missouri State, 9-14-02
5. Marcus Herford, So.	4-159	vs. Northwestern St., 9-2-06

Longest Kick Returns	Yards	Game, Date
1. Art Pooler	108	vs. Oklahoma, 10-21-1905
2. Greg Heaggans, So.	100	vs. Missouri State, 9-14-02
Eric Vann, Jr.	100	vs. Oklahoma, 10-5-96
June Henley, Fr.	100	vs. Colorado, 11-13-93
5. Dezmon Briscoe, Jr.	98	vs. Texas, 11-21-09
6. Carl Nesmith, Jr.	97*	vs. Colorado, 9-18-99
John Hadl, So.	97	vs. Syracuse, 9-26-59
8. Vince O'Neil, So.	96	vs. Nebraska, 10-17-70
9. Ashaundai Smith, Jr.	93	vs. UAB, 9-24-94
Gale Sayers, Sr.	93	vs. Oklahoma, 10-17-64

\*- Did not score

## KICK RETURN YEARLY LEADERS

Year	Player	No.	Yds.	Avg.
1948	Forrest Griffith, Jr.	7	159	22.7
1949	Forrest Griffith, Sr.	12	280	23.3
1950	Charlie Hoag, So.	11	259	23.5
1951	Charlie Hoag, Jr.	10	278	27.8
1952	Charlie Hoag, Sr.	5	132	26.4
1953	Don Hess, Jr.	6	220	36.7
1954	Terry McIntosh, So.	9	172	19.1
1955	Bev Buller, Sr.	9	126	14.0
1956	Homer Floyd, So.	11	261	23.7
1957	Homer Floyd, Jr.	12	260	21.7
1958	Homer Floyd, Sr.	9	212	23.6
1959	John Hadl, So.	10	296	29.6
1960	John Hadl, Jr.	4	87	21.8
1961	John Hadl, Sr.	8	165	20.6
1962	Gale Sayers, So.	6	141	23.5
1963	Gale Sayers, Jr.	9	184	20.4
1964	Gale Sayers, Sr.	7	195	27.8
1965	Mike Johnson, Sr.	10	156	15.6
1966	Donnie Shanklin, So.	20	387	19.4
1967	Junior Riggins, Jr.	14	285	20.4
1968	Donnie Shanklin, Sr.	13	217	16.7
1969	Steve Conley, So.	15	279	18.6
1970	Ron Jessie, Sr.	21	494	23.5
1971	Steve Conley, Sr.	12	212	17.7
1972	Delvin Williams, Jr.	15	257	17.1
1973	Laverne Smith, Fr.	10	117	11.7
1974	Eddie Lewis, Jr.	10	180	18.0
1975	Eric Franklin, Fr.	16	369	23.1
1976	Mike Higgins, Fr.	11	214	19.5
1977	Jimmy Little, So.	11	179	16.3
1978	Mike Higgins, Jr.	12	263	21.9
1979	Wayne Capers, Fr.	11	201	18.3
1980	Wayne Capers, So.	6	124	20.7
1981	Bobby Johnson, Jr.	13	234	21.3
1982	Darren Green, Jr.	12	276	23.0
1983	Darren Green, Sr.	13	254	19.5
1984	Milt Garner, Fr.	19	380	20.0
1985	Undra Lofton, So.	8	83	10.4
1986	Scott Shriner, Jr.	15	282	18.8
1987	Frank Hatchett, Fr.	17	293	17.2
1988	Arnold Snell, Sr.	24	531	22.1
1989	Maurice Douglas, So.	17	326	19.2
1990	Maurice Douglas, Jr.	21	422	20.1
1991	George White, So.	15	263	17.5
1992	George White, Jr.	15	330	22.0
1993	Dorian Brew, So.	11	250	22.8
1994	Ashaundai Smith, Jr.	17	448	26.4
1995	Ashaundai Smith, Sr.	15	340	22.7
1996	Eric Vann, Jr.	18	451	25.1
1997	David Winbush, Fr.	21	455	21.7
1998	Mitch Bowles, Jr.	16	377	23.6
1999	Carl Nesmith, Jr.	21	484	23.0
2000	David Winbush, Sr.	9	196	21.8
2001	Termaine Fulton, Sr.	15	331	22.4
2002	Greg Heaggans, So.	28	691	24.7
2003	Greg Heaggans, Jr.	28	665	23.8
2004	Greg Heaggans, Sr.	15	359	23.9
2005	Kenneth Thompson, Jr.	11	246	22.4
2006	Marcus Herford, So.	29	757	26.1
2007	Marcus Herford, Jr.	31	888	28.6
2008	Marcus Herford, Sr.	28	430	15.4
2009	Dezmon Briscoe, Jr.	19	432	22.7
2010	D.J. Beshears, So.	36	922	25.6
2011	D.J. Beshears, Jr.	49	1,014	20.7

## CAREER RECORDS

Kick Returns	No.	Years
1. Marcus Herford	88	2005-08
2. D.J. Beshears	85	2008-11
3. Greg Heaggans	80	2002-05
4. Maurice Douglas	56	1988-89

Kick Return Yards	Yards	Years
1. Marcus Herford	2,075	2005-08
2. D.J. Beshears	1,936	2009-11
3. Greg Heaggans	1,885	2002-05
4. Maurice Douglas	1,077	1988-89
5. Mitch Bowles	877	1995-99

Kick Return Average		Years
(Min. 25 returns)		
25.7	Charlie Hoag (26 for 669)	1950-52
(Min. 50 returns)		
23.6	Marcus Herford (88 for 2,075)	2005-08
23.6	Greg Heaggans (80 for 1,885)	2002-04



CHARLES GORDON

**CAREER RECORDS**

**Punt Returns**

	No.	Years
1. Charles Gordon	96	2003-05
2. Bruce Adams	69	1972-74
3. Donnie Shanklin	57	1966-68
4. Daymond Patterson	56	2008-10

**Punt Return Yards**

	Yards	Years
1. Charles Gordon	999	2002-05
2. Donnie Shanklin	606	1966-68
3. Bud French	600	1946-49

**Punt Return Average**

	Avg.	Years
(Min. 15) Ralph Moody	19.5 (15-293)	1953-55
(Min. 18) Isaac Byrd	14.6 (18-262)	1995-96

**Punt Return Touchdowns**

	No.	Years
1. Donnie Shanklin	3	1966-68

**SEASON RECORDS**

**Punt Returns**

	No.	Years
1. Charles Gordon, Sr.	41	2005
2. Dutch Lonborg	32	1920
3. Charles Gordon, Jr.	29	2004
4. LeRoy Irvin, Sr.	27	1979
5. Bruce Adams, Sr.	27	1974
6. Charles Gordon, So.	26	2003

**Punt Return Yards**

	Yards	Year
1. Charles Gordon, Sr.	398	2005
2. Charles Gordon, So.	341	2003
3. Gil Reich, Sr.	327	1952
4. LeRoy Irvin, Sr.	321	1979

**Punt Return Average**

	Avg.	Year
(Min. 10) Isaac Byrd, Sr.	19.5 (11-214)	1996
(Min. 15) Gil Reich, Sr.	17.2 (19-327)	1952

**Punt Return Touchdowns**

	No.	Year
1. Milt Garner, Jr.	2	1986
LeRoy Irvin, Sr.	2	1979
Gil Reich, Sr.	2	1952

**GAME RECORDS**

**Punt Returns**

	No.	Game, Date
1. Dutch Lonborg	13	vs. Drake, 10-16-20

**Punt Return Yards**

	Yards	Game, Date
1. Dutch Lonborg	277	vs. Drake, 10-16-20
2. Donnie Shanklin, Sr.	139	vs. Indiana, 9-28-68

**Punt Return Average**

	Avg.	Game, Date
(Min. 4) Donnie Shanklin, Sr.	34.8 (4-139)	vs. Indiana, 1968

**Punt Return Touchdowns**

	No.
1. Several times	1

(Most recent: Daymond Patterson vs. FIU, 8-30-08)

**Longest Punt Return**

	Yds.	Game, Date
1. Isaac Byrd, Sr.	94	vs. Oklahoma, 10-5-96
2. Bob Marshall, Jr.	90	vs. Oklahoma State, 10-26-56
3. Lee Hawkins, Sr.	88	vs. Iowa State, 10-23-71
4. Brian Murph, So.	85	vs. Houston, 12-23-05
5. Charles Gordon, So.	82*	vs. UNLV, 9-6-03
Ralph Moody, Jr.	82	vs. UCLA, 9-25-54
7. Harrison Hill, Fr.	81	vs. UAB, 9-26-98
Dorian Brew, Jr.	81	vs. UAB, 9-24-94
9. Henri Childs, Fr.	79	vs. Missouri, 9-12-98
10. Dick Blowey, Jr.	78*	vs. SMU, 10-23-54

\* - Did not score

**PUNT RETURN YEARLY LEADERS**

Year	Player	No.	Yds.	Avg.
1948	Bud French, Jr.	25	307	12.3
1949	Bud French, Sr.	21	293	13.9
1950	Marion Wells, Jr.	12	193	16.1
1951	Marion Wells, Sr.	14	148	10.6
1952	Gil Reich, Sr.	19	327	17.2
1953	Don Hess, Jr.	7	83	11.9
1954	Ralph Moody, Jr.	9	150	16.7
1955	Ralph Moody, Sr.	3	64	21.3
1956	Bob Marshall, Jr.	6	124	20.7
1957	Larry Carrier, Jr.	6	73	12.2
1958	Homer Floyd, Sr.	14	130	9.3
1959	John Hadl, So.	10	81	8.1
1960	Roger McFarland, So.	15	134	8.9
1961	John Hadl, Sr.	17	191	11.2
1962	Ron Oelschlagler, So.	9	113	12.6
1963	Gale Sayers, Jr.	5	130	26.0
1964	Gale Sayers, Sr.	15	138	9.2
1965	Charlie Hess, Sr.	19	46	2.4
1966	Donnie Shanklin, So.	17	212	12.5
1967	Donnie Shanklin, Jr.	25	271	10.8
1968	Donnie Shanklin, Sr.	15	213	14.2
1969	Steve Conley, So.	13	120	9.2
1970	Steve Conley, Jr.	18	155	8.6
1971	Lee Hawkins, Sr.	11	151	13.7
1972	Bruce Adams, So.	16	123	7.7
1973	Bruce Adams, Jr.	26	292	11.2
1974	Bruce Adams, Sr.	27	132	4.9
1975	Eddie Lewis, Sr.	11	32	2.9
1976	Skip Sharp, Sr.	24	173	7.2
1977	Jimmy Little, So.	24	142	5.9
1978	Jimmy Little, Jr.	11	95	8.6
1979	LeRoy Irvin, Sr.	27	321	11.9
1980	Dan Wagoner, Jr.	12	25	2.1
1981	Dan Wagoner, Sr.	11	43	3.9
1982	Darren Green, So.	21	194	9.2
1983	Darren Green, Jr.	8	89	11.1
1984	C.J. Eanes, Fr.	13	83	6.3
1985	C.J. Eanes, So.	26	194	7.5
1986	Milt Garner, Jr.	14	193	13.8
1987	Milt Garner, Sr.	13	134	10.3
1988	Tim Hill, Fr.	4	12	3.0
1989	Matt Gay, Fr.	10	66	6.6
1990	Charley Bowen, So.	9	86	9.6
1991	Matt Gay, Jr.	15	182	12.1
1992	Charley Bowen, Sr.	17	122	7.2
1993	Dorian Brew, So.	7	97	13.9
1994	Dorian Brew, Jr.	12	152	12.7
1995	Isaac Byrd, Jr.	7	48	6.6
1996	Isaac Byrd, Sr.	11	214	19.5
1997	Tony Blevins, Sr.	24	122	5.1
1998	Henri Childs, Fr.	15	166	11.1
1999	Henri Childs, So.	20	226	11.3
2000	Roger Ross, Jr.	23	189	8.2
2001	Roger Ross, Sr.	25	269	10.8
2002	Remuise Johnson, Jr.	19	124	6.5
2003	Charles Gordon, So.	26	341	13.1
2004	Charles Gordon, Jr.	29	260	9.0
2005	Charles Gordon, Sr.	41	398	9.7
2006	Jonathan Lamb, Sr.	15	165	11.0
2007	Raimond Pendleton, So.	14	170	12.1
2008	Daymond Patterson, Fr.	22	243	11.0
2009	Daymond Patterson, So.	21	168	8.0
2010	Daymond Patterson, Jr.	13	49	3.8
2011	D.J. Beshears, Jr.	10	72	7.2



## CAREER RECORDS

### Total Tackles

	No.	Years
1. Willie Pless	633	1982-85
2. Nick Reid	416	2002-05
3. Rick Bredesen	403	1984-87
4. Kyle McNorton	381	1978-81
5. Curtis Moore	350	1986-87, 90
6. LeRoy Irvin	347	1976-79
7. Mike Sweatman	341	1965-67
8. Ronnie Ward	332	1992-96
9. Chris Toburen	318	1978-81
10. Kenny Page	313	1969-71
11. Hassan Bailey	309	1989-92
Scellars Young	309	1977-80

### Tackles By a Lineman

	No.	Years
1. Eldridge Avery	268	1983, 85-87
2. Gregg Smith	256	1977-78, 80-81
3. Mike Butler	208	1973-77
4. John Zook	202	1966-68

### Tackles By a Linebacker

	No.	Years
1. Willie Pless	633	1982-85
2. Nick Reid	416	2002-05
3. Rick Bredesen	403	1984-87
4. Kyle McNorton	381	1978-81

### Tackles By a Defensive Back


	No.	Years
1. LeRoy Irvin	347	1976-79
2. Darrell Stuckey	295	2006-09
3. Chris Harris	290	2007-10

### Tackles for a Loss

	No.	Years
1. Willie Pless	41	1982-85
2. Nick Reid	40	2002-05
Jim Zidd	40	1977-79
4. Algie Atkinson	35	1998-01
5. Jake Laptad	33.5	2007-10
6. Mike Butler	33	1973-76
7. Nate Dwyer	31	1998-01
8. Charlton Keith	30	2004-05
David McMillan	30	2001-04
Dana Stubblefield	30	1990-92
Gilbert Brown	30	1989-92

### Quarterback Sacks

	No.	Years
1. Algie Atkinson	24	1998-01
2. Jake Laptad	21	2007-10
3. Ron Warner	20.5	1996-97
4. Brandon Perkins	20	2002-05
Phil Forte	20	1983-86
6. Nate Dwyer	17	1998-01
Dana Stubblefield	17	1990-92
8. Kyle Moore	15.5	1990-92
9. David McMillan	15	2001-04
10. Nick Reid	14	2002-05



WILLIE PLESS



NICK REID

## SEASON RECORDS

### Total Tackles

	No.	Year
1. Willie Pless, Jr.	206	1984
2. Willie Pless, Sr.	191	1985
3. Willie Pless, So.	188	1983
4. Curtis Moore, So.	170	1988
5. Steve Towle, Sr.	155	1974
6. Darnell Williams, Fr.	147	1983
7. Roger Robben, So.	146	1989
8. Nick Reid, So.	133	2003
9. Kyle McNorton, Sr.	132	1981
Kyle McNorton, Jr.	132	1980

### Tackles By a Lineman

	No.	Year
1. Michael Lemon, Sr.	106	1974
2. Jeffrey Fox, Sr.	102	1980
3. Gregg Smith, Jr.	91	1980
Dean Zook, Jr.	91	1973

### Tackles by a Linebacker

	No.	Year
1. Willie Pless, Jr.	206	1984
2. Willie Pless, Sr.	191	1985
3. Willie Pless, So.	188	1983

### Tackles by a Defensive Back

	No.	Year
1. LeRoy Irvin, Jr.	127	1978
2. Michael Allen, Sr.	120	1998
3. Clint Bowen, Sr.	114	1993



MIKE RIVERA

YEARLY TACKLE LEADERS

Year	Player	No.
1965	Mike Sweatman, So.	115
1966	Mike Sweatman, Jr.	116
1967	Mickey Doyle, Jr.	114
1968	Emery Hicks, Jr.	117
1969	Kenny Page, So.	122
1970	Gary Davenport, Sr.	90
1971	Kenny Page, Sr.	119
1972	Steve Towle, So.	93
1973	Dean Zook, Jr.	91
1974	Steve Towle, Sr.	155
1975	Terry Beeson, Jr.	103
1976	Terry Beeson, Sr.	130
1977	LeRoy Irvin, So.	106
1978	LeRoy Irvin, Jr.	127
1979	Scellars Young, Jr.	107
1980	Kyle McNorton, Jr.	132
1981	Kyle McNorton, Sr.	132
1982	Eddie Simmons, So.	111
1983	Willie Pless, So.	188
1984	Willie Pless, Jr.	206
1985	Willie Pless, Sr.	191
1986	Rick Bredesen, Jr.	106
1987	Curtis Moore, Fr.	103
1988	Curtis Moore, So.	170
1989	Roger Robben, So.	146
1990	Hassan Bailey, So.	89
1991	Doug Terry, Sr.	93
1992	Hassan Bailey, Sr.	79
1993	Clint Bowen, Sr.	114
1994	Ronnie Ward, Jr.	98
1995	Jason Thoren, So.	119
1996	Ronnie Ward, Sr.	121
1997	Tony Blevins, Sr.	97
1998	Michael Allen, Sr.	120
1999	Andrew LeClair, So.	102
2000	Carl Nesmith, Sr.	103
2001	Marcus Rogers, Sr.	97
2002	Greg Cole, Sr.	106
2003	Nick Reid, So.	133
2004	Nick Reid, Jr.	109
2005	Nick Reid, Sr.	112
2006	Mike Rivera, So.	90
2007	Joe Mortensen, Sr.	106
2008	James Holt, Sr.	105
2009	Darrell Stuckey, Sr.	93
2010	Steven Johnson, Jr.	95
2011	Steven Johnson, Sr.	124

GAME RECORDS

**Tackles for a Loss**

No.	Year
1. Charlton Keith, Sr.	2005
2. Greg Cole, Sr.	2002
3. Ron Warner, Sr.	1997
4. James Holt, Sr.	2008
5. Jim Zidd, Jr.	1978
6. Algie Atkinson, Sr.	2001
7. Stanley Gardner, Jr.	1979
8. Willie Pless, So.	1984
9. Nick Reid, Jr.	2004
Mike Butler, Sr.	1976
Dean Zook, Jr.	1973

**Quarterback Sacks**

No.	Year
1. Ron Warner, Sr.	1997
2. Algie Atkinson, Sr.	2001
3. James Holt, Sr.	2008
Brandon Perkins, Sr.	2005
Dana Stubblefield, Jr.	1991
6. Kyle Moore, Sr.	1992
7. Charlton Keith, Sr.	2005
8. Phil Forte, So.	1984
9. Jake Laptad, So.	2008
David McMillan, Sr.	2004
Brandon Perkins, So.	2003
Nate Dwyer, Jr.	2000
Algie Atkinson, Jr.	2000
Hanson Caston, Sr.	1998
Keith Rodgers, Sr.	1995
Phil Forte, Sr.	1986
Willie Pless, Jr.	1984

**Total Tackles**

No.	Game, Date
1. Curtis Moore, So.	25 vs. Iowa State, 10-22-88
Willie Pless, Jr.	25 vs. Oklahoma St., 10-20-84
Steve Towle, Sr.	25 vs. Colorado, 11-9-74
4. Marcus Rogers, Sr.	22 vs. Texas Tech, 10-6-01
Curtis Moore, So.	22 vs. Missouri, 11-19-88
Curtis Moore, So.	22 vs. Colorado, 10-15-88
Willie Pless, Jr.	22 vs. Kansas St., 10-13-84
Willie Pless, So.	22 vs. Missouri, 11-19-83
9. LeRoy Irvin, Sr.	21 vs. Missouri, 11-22-79
Scellars Young, So.	21 vs. Colorado, 10-7-78
Emery Hicks, Jr.	21 vs. Oklahoma, 11-9-68

**Tackles By A Lineman**

No.	Game, Date
1. Sylvester Wright, Sr.	15 vs. Oklahoma, 10-22-94
John Zook, Jr.	15 vs. Nebraska, 10-14-67

**Tackles By A Linebacker**

No.	Game, Date
1. Curtis Moore, So.	25 vs. Iowa State, 10-22-88
(19 UT, 6 AT)	
Willie Pless, Jr.	25 vs. Oklahoma St., 10-20-84
(10 UT, 15 AT)	
Steve Towle, Sr.	25 vs. Colorado, 11-9-74
(11 UT, 14 AT)	

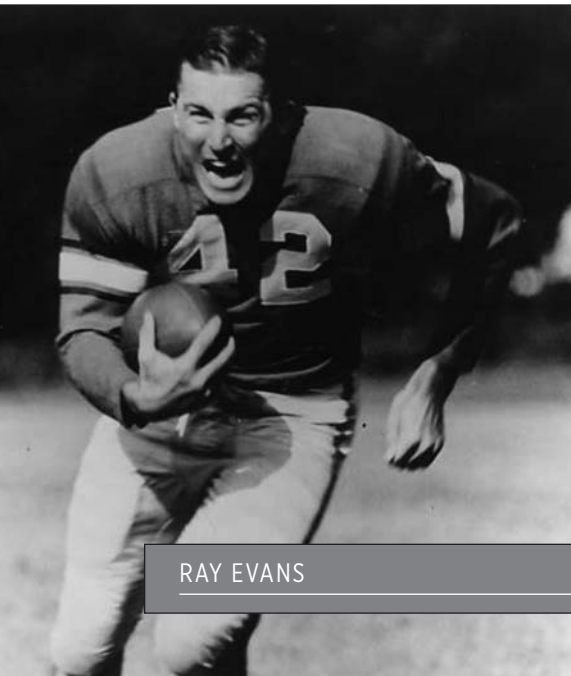
**Tackles By A Defensive Back**

No.	Game, Date
1. LeRoy Irvin, Sr.	21 vs. Missouri, 11-22-79

**Quarterback Sacks**

No.	Game, Date
1. Brandon Perkins, Sr.	5 vs. Louisiana Tech, 9-17-05
2. Ron Warner, Sr.	4 vs. Texas Tech, 10-11-97
3. Several Players	3

(Most recent: James Holt vs. Minnesota, 12-31-08)



RAY EVANS

## SEASON RECORDS

Interceptions	No.	Year
1. Ray Evans, So.	10	1942
2. John Konek, So.	8	1951
3. Charles Gordon, Jr.	7	2004
4. Aqib Talib, Jr.	6	2006
Remuse Johnson, Jr.	6	2002
Jeff Colter, Sr.	6	1983
Skip Sharp, Sr.	6	1976
Hal Cleavinger, Sr.	6	1952
9. Darrell Stuckey, Jr.	5	2008
Aqib Talib, Sr.	5	2007
Justin Thornton, So.	5	2007
Milt Garner, So.	5	1985
Wayne Ziegler, So.	5	1984
Joe Tumpich, Sr.	5	1980
LeRoy Irvin, Sr.	5	1979
Tom Fitch, Sr.	5	1977
Rocky Bron, Sr.	5	1973
Hal Cleavinger, So.	5	1950

Interception Return Yards	Yds.	Year
1. Aqib Talib, Sr.	195	2007
2. John Konek, So.	180	1951

Touchdown Returns	No.	Year
1. Aqib Talib, Jr.	2	2007
Patrick Brown, Jr.	2	1997
Roger Foote, Jr.	2	1981

## GAME RECORDS


Interceptions	No.	Game, Date
1. Bill Crank, So.	3	vs. Tulane, 10-25-58
Duane Morris, So.	3	vs. Oklahoma St., 11-16-57
John Konek, So.	3	vs. Oklahoma St., 11-17-51
4. Several players	2	(Most recent: Darrell Stuckey vs. MU, 11-29-08)

Interception Return Yards	Yards	Game, Date
1. Aqib Talib, Sr.	100	vs. FIU, 9-22-07
2. John Hadl, So.	98	vs. TCU, 9-19-59
3. James Bowman, Sr.	92	vs. Oklahoma, 11-17-73
4. Deral Boykin, So.	78	vs. Montana State, 9-2-89
5. Tom Fitch, Sr.	75	vs. Washington St., 9-24-77
Dale Holt, So.	75	vs. Illinois, 9-21-68

Touchdown Returns	No.	Game, Date
1. Patrick Brown, Jr.	2	vs. UAB, 8-28-97

## YEARLY INTERCEPTION LEADERS

Year	Player	No.	Yards
1942	Ray Evans, So.	10	--
1946	Dick Bertuzzi, So.	2	2
1947	Tom Scott	4	63
1948	Dick Bertuzzi, Sr.	4	15
	Forrest Griffith, Jr.	4	58
1949	Cliff McDonald, Sr.	3	26
	Bill Mace, Fr.	3	87
1950	Hal Cleavinger, So.	5	45
1951	John Konek, So.	8	180
1952	Hal Cleavinger, Sr.	6	67
1953	Dan Hess, Jr.	4	49
1954	Ralph Moody, Jr.	2	7
1955	Bev Buller, Sr.	3	31
1956	Charles McCue	3	89
1957	Duane Morris, So.	4	47
1958	Bill Crank, So.	4	50
1959	John Hadl, So.	3	105
1960	Jim Jarrett, Jr.	2	4
	Roger McFarland, So.	2	7
	Doyle Schick, Sr.	2	9
1961	Roger McFarland, Jr.	2	33
	Kent Staab, Sr.	2	11
1962	Jim Marshall, Sr.	2	22
	Ron Oelschlager, So.	2	9
1963	Phil Doughty, Sr.	3	56
1964	Dave Crandall, Sr.	3	47
1965	Charles Hess, Jr.	3	22
1966	Tommy Ball, So.	2	18
	Bill Hunt, So.	2	79
	Bill Lynch, Jr.	2	5
1967	Tommy Ball, Jr.	3	47
1968	Dave Holt, So.	4	88
1969	George McGowan, Sr.	3	19
1970	Gary Adams, So.	4	46
1971	Gary Adams, Jr.	3	30
	Lee Hawkins, Sr.	3	3
1972	Gary Adams, Sr.	3	109
	Rick Mudge, So.	3	86
	Steve Towle, So.	3	17
1973	Rocky Bron, Sr.	5	34
1974	Nolan Cromwell, So.	3	19
1975	John O'Rear	4	76
	Chris Golub, Jr.	4	41
1976	Skip Sharp, Sr.	6	81
1977	Thomas Fitch, Sr.	5	75
1978	LeRoy Irvin, Jr.	2	26
1979	LeRoy Irvin, Sr.	5	58
1980	Joe Tumpich, Sr.	5	52
1981	Roger Foote, Jr.	4	92
1982	Eddie Simmons, Jr.	2	27
	Robert Gentry, Sr.	2	3
1983	Jeff Colter, Sr.	6	61
1984	Wayne Ziegler, So.	5	106
1985	Milt Garner, So.	5	47
1986	Wayne Ziegler, Sr.	3	6
1987	Clint Normore, Jr.	2	0
	Milt Garner, Sr.	2	0
1988	Peda Samuel, Sr.	4	84
1989	Deral Boykin, So.	2	78
1990	Tim Hill, Jr.	2	2
	Hassan Bailey, So.	2	19
1991	Tim Hill, Sr.	4	39
1992	Charley Bowen, Sr.	4	83
	Kwamie Lassiter, So.	4	53
1993	Dorian Brew, So.	2	0
	Clint Bowen, Sr.	2	8
	Tony Blevins, Fr.	2	31
1994	Kwamie Lassiter, Sr.	3	30
1995	Dorian Brew, Sr.	4	79
1996	Jason Harris, Jr.	4	0
1997	Jamie Harris, Jr.	3	64
	Patrick Brown, Jr.	3	74
1998	Muhammad Abdul-Rahim, Jr.	3	5
1999	Carl Nesmith, Jr.	3	68
2000	Carl Nesmith, Sr.	3	72
	Quincy Roe, Jr.	3	25
2001	Andrew Davison, Sr.	3	5
2002	Remuse Johnson, Sr.	6	7
2003	Tony Stubbs, Jr.	2	37
	Remuse Johnson, Sr.	2	1
	Rodney Fowler, So.	2	35
2004	Charles Gordon, Jr.	7	52
2005	Theo Baines, Sr.	4	48
2006	Aqib Talib, Jr.	6	82
2007	Aqib Talib, Sr.	5	195
	Justin Thornton, So.	5	74
2008	Darrell Stuckey, Jr.	5	33
2009	Ryan Murphy, So.	2	0
2010	Isiah Barfield, Jr.	2	8
	Tyler Patmon, Fr.	2	8
2011	Bradley McDougald, Jr.	2	86
	Greg Brown, Jr.	2	20



DARRELL STUCKEY





2008 ORANGE BOWL TEAM

**Offense**

**Rushing Yards Per Game**

	Avg.	Yards	G	Year
1.	311.6	3116	10	1950
2.	297.4	3721	11	1976
3.	290.7	3488	11	1975
4.	272.6	2999	11	1968
5.	261.0	2610	10	1962
6.	247.1	2718	11	1994
7.	245.2	2698	11	1991
8.	243.1	2431	10	1963
9.	232.1	2553	11	1992
10.	228.6	2286	10	1961

**Points Per Game**

	Avg.	Pts	G	Year
1.	42.7	556	13	2007
2.	34.5	380	11	1968
3.	33.4	434	13	2008
4.	31.8	350	11	1992
5.	31.6	316	10	1951
6.	29.5	384	13	2003
7.	29.4	353	12	2009
8.	29.0	348	12	2006
9.	29.0	290	10	1947
10.	28.5	314	11	1994

**Total Yards Per Game**

	Avg.	Yards	G	Year
1.	187.2	1872	10	1960
2.	189.1	1891	10	1947
3.	215.1	2151	10	1961
4.	235.8	2358	10	1962
5.	240.4	2404	10	1948
6.	240.7	2407	10	1946
7.	253.6	2536	10	1963
8.	255.9	2559	10	1952
9.	258.7	3104	11	1973
10.	272.0	3264	11	1975

**Passing Yards Per Game**

	Avg.	Yards	G	Year
1.	310.3	3724	12	2009
2.	305.6	1648	13	2008
3.	291.0	3783	13	2007
4.	286.0	3146	11	1983
5.	255.9	3327	13	2003
6.	254.8	3057	11	1985
7.	220.5	2425	11	2004
8.	207.9	2287	11	1972
9.	197.7	2372	12	2006
10.	196.7	2164	11	1989

**Defense**

**Rushing Yards Per Game**

	Avg.	Yards	G	Year
1.	83.2	999	12	2005
2.	94.8	1232	13	2007
3.	109.0	1308	12	2006
4.	109.2	1092	10	1947
5.	113.9	1139	10	1961
6.	117.6	1294	11	2004
7.	123.1	1600	13	2008
8.	125.7	1383	11	1992
9.	135.7	1357	10	1962
10.	138.2	1659	12	2009

**Points Per Game**

	Avg.	Pts.	G	Year
1.	7.8	78	10	1960
2.	8.1	81	10	1961
3.	8.2	82	10	1947
4.	11.0	110	10	1952
5.	11.6	116	10	1962
6.	12.2	122	10	1963
7.	12.3	147	11	1975
8.	13.4	134	10	1959
9.	13.5	135	10	1946
10.	13.7	137	10	1948

**Total Yards Per Game**

	Avg.	Yards	G	Year
1.	479.8	6237	13	2007
2.	432.4	3973	13	2008
3.	422.4	5069	12	2009
4.	421.5	5479	13	2003
5.	403.1	4434	11	1983
6.	401.8	4420	11	1968
7.	396.8	3968	10	1950
8.	395.1	4346	11	1992
9.	393.2	4325	11	1995
10.	384.3	4228	11	1991

**Passing Yards Per Game**

	Avg.	Yards	G	Year
1.	48.3	483	10	1960
2.	61.0	610	10	1953
3.	61.2	612	10	1957
4.	74.1	741	10	1955
5.	77.7	777	10	1954
6.	82.0	820	10	1947
7.	86.6	866	10	1963
8.	90.4	994	11	1973
9.	92.8	1114	11	1975
10.	94.4	944	10	1945



## OFFENSE

### Rushing Yards

662 - Washington, (Mo.), 1923  
 556 - Missouri, 1975  
 513 - Missouri, 1991  
 499 - Oklahoma State, 1962  
 467 - Washington State, 1976  
 467 - Kansas State, 1950  
 452 - Wisconsin, 1975  
 450 - Denver, 1950  
 444 - Oklahoma State, 1963  
 440 - Oregon State, 1975  
 428 - Colorado, 1968  
 425 - Colorado, 1980  
 421 - Missouri, 1976  
 420 - Kansas State, 1975  
 418 - UAB, 1994  
 414 - Kansas State, 1951  
 401 - Kansas State, 1968

### Passing Yards

498 - Missouri, 2009  
 498 - Vanderbilt, 1985  
 442 - Iowa State, 2009  
 422 - Colorado, 2003  
 412 - Louisiana Tech, 2008  
 411 - Iowa State, 1989  
 405 - Nebraska, 2006  
 401 - Washington State, 1972  
 396 - Jacksonville State, 2003  
 394 - Colorado, 1983  
 394 - Tennessee, 1973  
 391 - Florida International, 2007  
 385 - USC, 1983  
 381 - South Florida, 2008  
 375 - Missouri, 2008  
 367 - Sam Houston State, 2008  
 362 - Oklahoma State, 2007  
 357 - Oklahoma, 2008  
 354 - Iowa State, 2007  
 354 - Nebraska, 2007  
 354 - Missouri, 1983  
 349 - Missouri, 2007  
 345 - Minnesota, 2008  
 340 - Houston, 2005  
 328 - Texas A&M, 2003  
 327 - Toledo, 2004  
 327 - Texas Tech, 2000  
 325 - Oklahoma State, 2011  
 325 - Toledo, 2007

### Total Offense Yards

651 - Vanderbilt, 1985  
 648 - Missouri, 1991  
 641 - Jacksonville State, 2003  
 626 - Missouri, 1975  
 615 - Florida International, 2007  
 615 - Kansas State, 1950  
 598 - South Dakota State, 1947  
 593 - UAB, 1987  
 586 - Colorado, 2003  
 586 - Colorado, 1980  
 582 - Ball State, 1992  
 576 - UTEP, 2009  
 574 - Nebraska, 2006  
 572 - Nebraska, 2007

566 - Iowa State, 2007  
 560 - Florida State, 1974  
 557 - Toledo, 2007  
 556 - Washington State, 1972  
 554 - Oklahoma State, 1962

## DEFENSE

### Rushing Yards

-56 - Kansas State, 1992  
 -31 - Southeastern Louisiana, 2007  
 -23 - Denver, 1947  
 -10 - Kansas State, 1961  
 -9 - Boston University, 1959  
 -8 - Utah State, 1986  
 -6 - Missouri, 2004  
 0 - Kansas State, 1960  
 4 - UTEP, 2009  
 6 - UAB, 1993  
 7 - Nebraska, 1952  
 10 - Missouri, 2000  
 11 - Iowa State, 1937  
 12 - Kansas State, 1947  
 17 - Florida State, 1973  
 21 - Nebraska, 2005  
 23 - Washington State, 1973  
 23 - Minnesota, 1966  
 23 - Missouri, 1931

### Passing Yards

0 - Colorado, 1988  
 0 - Oklahoma, 1976  
 0 - Missouri, 1963  
 0 - Missouri, 1957  
 0 - TCU, 1953  
 0 - Kansas State, 1953  
 0 - Kansas State, 1949  
 0 - Oklahoma, 1936  
 0 - Nebraska, 1913  
 1 - Iowa State, 1916, 1928  
 4 - Oklahoma State, 1960  
 5 - Arizona, 1949  
 6 - TCU, 1960  
 9 - TCU, 1947  
 11 - Colorado, 1985  
 11 - Tulsa, 1982  
 14 - Kansas State, 1935  
 15 - Oklahoma State, 1972  
 16 - Oklahoma, 1982  
 16 - Kansas State, 1951  
 17 - Miami (Fla.), 1978  
 18 - Oklahoma State, 1992  
 18 - New Mexico, 1969  
 18 - Oklahoma State, 1923  
 20 - Oklahoma, 1990

### Total Defense Yards

17 - Denver, 1947  
 35 - Kansas State, 1961  
 46 - Missouri, 1958  
 50 - Nebraska, 1960  
 62 - TCU, 1947  
 62 - Kansas State, 1947  
 69 - Kansas State, 1992  
 75 - Southeastern Louisiana, 2007  
 78 - Utah State, 1987



78 - Kansas State, 1960  
 78 - Kansas State, 1946  
 82 - Boston University, 1959  
 98 - Oklahoma, 1961  
 98 - Iowa State, 1953

## OPPONENT BESTS

### Team

#### Rushing Yards

604 - Georgia Tech, 2011  
 567 - Nebraska, 1983  
 566 - Oklahoma, 1986  
 565 - Oklahoma, 1987  
 547 - Nebraska, 1988  
 537 - Oklahoma, 1953  
 536 - Oklahoma State, 1988  
 533 - Oklahoma, 1954  
 516 - Nebraska, 1978  
 515 - Nebraska, 1989  
 502 - Oklahoma, 1971

#### Passing Yards

494 - Oklahoma State, 2011  
 481 - North Carolina State, 2003  
 476 - Utah, 1996  
 468 - Oklahoma, 2008  
 444 - Missouri, 1989  
 434 - Baylor, 2010  
 429 - Oklahoma State, 1989  
 428 - Texas A&M, 2002  
 419 - Colorado, 2003  
 418 - Texas Tech, 2008  
 411 - Oklahoma State, 2006  
 409 - Texas Tech, 2000

### Total Offense Yards

799 - Nebraska, 1978  
 768 - Georgia Tech, 2011  
 717 - Oklahoma State, 1988  
 680 - Auburn, 1988  
 680 - Nebraska, 1983  
 678 - Baylor, 2010  
 674 - Oklahoma, 2008  
 667 - Missouri, 1949  
 665 - Nebraska, 1988  
 665 - Missouri, 1948  
 653 - North Carolina State, 2003  
 651 - Missouri, 1969

## INDIVIDUAL

### Rushing Yards

319 - Devin West, Missouri, 1998  
 313 - Barry Sanders, Okla. St., 1988  
 309 - Chris Brown, Colorado, 2002  
 294 - Calvin Jones, Nebraska, 1991  
 285 - Mike Rozier, Nebraska, 1983

### Passing Yards

476 - Mike Fouts, Utah, 1996  
 475 - Phillip Rivers, NC State, 2003  
 444 - Kent Kiefer, Missouri, 1989  
 429 - Mike Gundy, Okla. State, 1989  
 419 - Joel Klatt, Colorado, 2003

### Receiving Yards

300 - Adarius Bowman, Okla. St., 2006  
 233 - Denario Alexander, Missouri, 2009  
 231 - Linzy Collins, Missouri, 1990  
 217 - Ryan Broyles, Oklahoma, 2011  
 193 - Linzy Collins, Missouri, 1989  
 192 - Quincy Morgan, KSU, 2000  
 180 - Roy Williams, Texas, 2000



## MISCELLANEOUS

(Includes bowl games)

**Wins in a season**  
12 (2007)

**Consecutive wins** (all-time)  
18 (1907-1909)

**Consecutive wins** (season)  
11 (2007)

**Home winning streak**  
15 (1908-10)

**Consecutive wins vs. one opponent**  
10 vs. Kansas State (1956-65)

**Shutouts in a season**  
9 (1905)

**Consecutive shutouts**  
7 (1904-05)

## TOTAL OFFENSE

**Plays in a season**  
988; 512 rush, 476 pass (2007)

**Plays in a game**  
96; 82 rush, 14 pass, vs. Missouri (1991)  
96; 63 rush, 33 pass, vs. North Texas (1979)

**Yards in a season**  
6,237 (13 games in 2007)

**Yards per game in a season**  
479.8 (13 games in 2007)

**Yards per play in a season**  
6.4 (10 games in 1952)

**Yards in a game**  
983 vs. Washington (Mo.) (1923)

**Yards vs. a conference opponent**  
648 vs. Missouri (1991)

**Yards gained in a loss**  
574 vs. Nebraska (2006)

**Yards gained, both teams**  
1,184; KU-586, Colorado-598 (2003)

## FIRST DOWNS

**Season**  
326 (13 games in 2007)

**Rushing First Downs** (Season)  
159 (11 games in 1976)

**Passing First Downs** (Season)  
170 (13 games in 2007)

**Game**  
34 vs. Nebraska, 2007  
34 vs. Washington (Mo.) (1923)

**Rushing First Downs** (Game)  
26 vs. Missouri (1975)

**Passing First Downs** (Game)  
25 vs. Tennessee (1973)

## SCORING

**Points in a Season**  
556 (13 games in 2007)

**Season Average**  
42.7 (13 games in 2007)

**Points in a Game**  
86 vs. South Dakota State (1947)

**Points in a Conference Game**  
76 vs. Nebraska (2007)

**Points in a Half**  
49 (1st) vs. Toledo (2004)  
49 (1st) vs. Illinois State (1998)  
49 (1st) vs. St. Mary's (1912)

**Points in a Quarter**  
32 (4th) vs. Washington (Mo.) (1923)

**Combined Points (Game)**  
115; KU 76, Nebraska 39 (2007)

**Touchdowns in a Season**  
72 (13 games in 2007)

**Touchdowns in a Game**  
13 vs. South Dakota State (1947)

**Points By Kicking in a Season**  
120 (13 games in 2007)

**Points By Kicking in a Game**  
21 vs. Wichita State (1983)

**Field Goals in a Season**  
24 (11 games in 1983)

**Field Goals in a Game**  
5 vs. Wichita State (1983)  
5 vs. Nebraska (1981)

## MARGINS

**Victory Margin**  
83; KU 83, Washington (Mo.) 0 (1923)

**Conference Game Victory Margin**  
55; KU 55, Kansas State 0 (1947)

## RUSHING

**Attempts in a Season**  
701 (11 games in 1976)

**Fewest Attempts in a Season**  
337 (11 games in 1986)

**Attempts in a Game**  
84 vs. Colorado (1977)

**Fewest Attempts in a Game**  
16 vs. Auburn (1987)

**Season Yards**  
3,488 (11 games in 1975)

**Season Per Carry Average**  
6.0; 3,116 on 516 (1950)

**Yards in a Game**  
662 vs. Washington (Mo.) (1923)

**Yards in a Conference Game**  
556 vs. Missouri (1975)

**Yards in a Road Game**  
499 vs. Oklahoma State (1962)

**Rushing Touchdowns in a Season**  
33 (10 games in 1968)

**Rushing Touchdowns in a Game**  
7 vs. Illinois State (1998)  
7 vs. Missouri (1991)  
7 vs. New Mexico (1968)

## PASSING

**Attempts in a Season**  
476 (13 games in 2007)

**Attempts in a Game**  
60 vs. Tennessee (1973)

**Completions in a Season**  
302 (13 games in 2007)

**Completions in a Game**  
35 vs. Tennessee (1973)

**Yards in a Season**  
3,783 (13 games in 2007)

**Yards Per Game**  
291.0 (13 games in 2007)

**Yards in a Game**  
498 vs. Vanderbilt (1985)

**Yards in a Conference Game**  
422 vs. Colorado (2003)

**Yards in a Road Game**  
422 vs. Colorado (2003)

**Touchdown Passes in a Season**  
36 (13 games in 2007)

**Touchdown Passes in a Game**  
6 vs. Nebraska (2007)  
6 vs. Washburn (1938)

**Interceptions Thrown in a Season**  
24 (11 games in 1983)

**Interceptions Thrown in a Game**  
5 vs. Colorado (1983)  
5 vs. Louisville (1980)  
5 vs. Florida State (1973)

## TURNOVERS

**Forced in a Season**  
52 (11 games in 1973)

**Forced in a Game**  
8 vs. Florida State (1973)  
8 vs. Grinnell (1926)

**Fumbles Forced in a Season**  
46 (11 games in 1971)

**Fumbles Forced in a Game**  
15, vs. Oklahoma State (1974)

**Fumbles Recovered in a Season**  
27 (11 games in 1973)

**Fumbles Recovered in a Game**  
7 vs. Oklahoma (1950)  
7 vs. Missouri (1949)

**Interceptions in a Season**  
25 (11 games in 1973)

**Interceptions in a Game**  
8 vs. Grinnell (1926)

**Interception Yards in a Season**  
363 (11 games in 1972)

**Interception Yards in a Game**  
127 vs. Oklahoma State (1949)

## PUNTING

**Punts in a Season**  
80 (11 games in 1977)

**Punts in a Game**  
15 vs. Nebraska (1972)

**Punting Yards in a Season**  
3,478 (11 games in 1982)

**Punting Yards in a Game**  
535 vs. Nebraska (1997)

## DEFENSE

**Fewest Yards Allowed in a Season**  
2,914 (1964)

**Fewest Yards Allowed Per Game**  
278.9 (1966)

**Fewest Yards Per Play Allowed in a Season**  
4.0 (1981)

**Fewest Total Yards Allowed in a Game**  
17 by Denver (1947)

**Fewest Yards Allowed in a Conference Game**  
35 by Kansas State (1961)

**Fewest Rushing Yards Allowed in a Season**  
999 (2005)

**Fewest Rushing Yards Allowed Per Game in a Season**  
83.2 (2005)

**Fewest Rushing Yards Allowed Per Attempt**  
2.4 (2005)

**Fewest Rushing Yards Allowed in a Game**  
-56 vs. Kansas State (1992)

**Fewest Completions Allowed in a Season**  
3.7 (37 in 10 games) (1954)

**Lowest Completion Percentage in a Season**  
.364 (1946)

**Fewest Passing Yards Allowed Per Game**  
48.3 (483 in 10 games)

**Fewest Passing Yards Allowed in a Game**  
0, numerous times (most recent vs. Colorado, 1988)





Year	G	Overall			Conference		Total Offense		Rushing		Passing				Scoring
		W-L	Pct.	W-L	Pct.	Yds.	Avg.	Att.-Yds.	Avg.	Att.-Comp.	Int.	Pct.	Yds.	Avg.	Pts.-Avg.
1945	10	4-5-1	.400	1-3-1	.200	2,651	265.1	— 1,859	185.9	132-49	--	.371	792	79.2	139-13.9
1946	10	7-2-1	.700	4-1	.800	2,212	221.2	— 1,477	147.7	92-36	9	.391	735	73.5	157-15.7
1947	10	8-1-1	.800	4-0-1	.800	3,365	336.5	414-2,153	202.7	124-63	5	.508	1,212	121.2	304-27.6
1948	10	7-3	.700	4-2	.667	2,769	276.9	451-1,698	169.8	157-57	17	.372	1,071	107.1	199-19.9
1949	10	5-5	.500	2-4	.333	3,446	344.6	— 1,913	191.3	203-84	26	.413	1,533	153.3	259-25.9
1950	10	6-4	.600	3-3	.500	3,968	396.8	516-3,116	311.6	121-44	14	.363	852	85.2	284-28.4
1951	10	8-2	.800	4-2	.667	3,517	351.7	— 2,412	241.2	155-61	12	.393	1,105	110.5	316-31.6
1952	10	7-3	.700	3-3	.500	3,189	318.9	534-1,951	195.1	179-82	14	.458	1,238	123.8	214-21.4
1953	10	2-8	.200	2-4	.333	2,322	232.2	481-1,732	173.2	114-38	16	.333	590	59.0	83-8.3
1954	10	0-10	.000	0-6	.000	1,881	188.1	411-1,238	123.8	128-40	18	.312	643	64.3	93-9.3
1955	10	3-6-1	.300	1-4-1	.167	2,041	204.1	448-1,253	125.3	119-39	18	.327	788	78.8	93-9.3
1956	10	3-6-1	.300	2-4	.333	2,641	264.1	539-1,960	196.0	116-37	16	.319	681	68.1	163-16.3
1957	10	5-4-1	.500	5-2	.714	2,322	232.2	479-1,501	150.1	112-52	12	.464	821	82.1	115-11.5
1958	10	4-5-1	.400	3-3-1	.429	2,248	224.8	465-1,753	175.3	102-32	11	.314	495	49.5	87-8.7
1959	10	5-5	.500	4-3	.571	2,244	224.4	373-1,678	167.8	78-37	6	.474	566	56.6	163-16.3
1960	10	7-2-1	.700	6-0-1	.857	2,762	276.2	504-2,068	206.8	103-53	5	.515	694	69.4	219-21.9
1961	10	6-3-1	.600	5-2	.714	2,962	296.2	604-2,286	228.6	102-46	6	.451	676	67.6	245-24.5
1962	10	6-3-1	.600	4-2-1	.571	3,291	329.1	522-2,610	261.0	108-47	5	.435	681	68.1	214-21.4
1963	10	5-5	.500	3-4	.429	3,038	303.8	491-2,431	243.1	110-37	11	.336	607	60.7	207-20.7
1964	10	6-4	.600	5-2	.714	2,607	260.7	468-1,896	189.6	122-54	4	.443	711	71.1	136-13.6
1965	10	2-8	.200	2-5	.286	2,349	234.9	400-1,405	140.5	202-78	7	.386	944	94.4	119-11.9
1966	10	2-7-1	.200	0-6-1	.000	2,517	251.7	506-1,608	160.8	162-81	14	.500	909	90.9	106-10.6
1967	10	5-5	.500	5-2	.714	2,877	287.7	457-1,503	150.3	184-85	12	.462	1,374	137.4	166-16.6
1968	11	9-2	.818	6-1	.857	4,420	401.8	594-2,999	272.6	183-90	6	.492	1,421	129.2	394-35.8
1969	10	1-9	.100	0-7	.000	3,056	305.6	517-1,776	177.6	204-79	16	.387	1,280	128.0	176-17.6
1970	11	5-6	.455	2-5	.296	3,599	327.2	554-2,345	213.2	202-85	16	.421	1,254	114.0	270-24.5
1971	11	4-7	.364	2-5	.296	2,892	262.9	541-1,639	149.0	224-104	13	.464	1,253	113.9	187-17.0
1972	11	4-7	.364	2-5	.296	3,717	337.9	472-1,430	130.0	315-159	23	.505	2,287	207.9	208-18.9
1973	11	7-3-1	.636	4-2-1	.571	3,182	265.2	430-1,043	86.9	337-174	11	.516	2,139	194.5	253-21.1
1974	11	4-7	.364	1-6	.143	3,596	326.9	507-2,310	210.0	198-86	18	.434	1,286	116.9	157-14.3
1975	11	7-4	.636	4-3	.571	3,934	327.8	670-3,488	290.7	83-32	5	.386	446	37.2	262-21.8
1976	11	6-5	.545	2-5	.296	3,804	345.8	701-3,271	297.4	120-36	15	.300	533	48.5	260-23.6
1977	11	3-7-1	.273	2-4-1	.296	2,993	272.1	633-2,329	211.7	118-42	12	.356	664	60.4	131-11.9
1978	11	1-10	.091	0-7	.000	2,663	242.1	473-1,229	111.7	260-110	18	.423	1,434	130.4	124-11.3
1979	11	3-8	.273	2-5	.296	2,935	266.8	474-1,273	115.7	274-124	16	.453	1,662	151.1	172-15.6
1980	11	4-5-2	.364	3-3-1	.429	3,339	303.5	520-2,079	189.0	212-98	15	.462	1,260	114.5	171-15.5
1981	11	8-3	.727	4-3	.571	3,003	273.0	544-1,642	149.3	206-101	11	.490	1,361	123.7	188-15.7
1982	11	2-7-2	.182	1-5-1	.143	2,920	265.5	441-1,184	107.6	296-139	20	.470	1,736	157.8	150-13.6
1983	11	4-6-1	.364	2-5	.296	4,434	403.1	398-1,288	117.1	407-216	24	.531	3,146	286.0	296-26.9
1984	11	5-6	.455	4-3	.571	3,673	333.9	452-1,520	138.2	304-169	14	.556	2,152	195.7	218-19.8
1985	12	6-6	.500	2-5	.286	4,523	376.9	444-1,466	122.2	426-235	13	.552	3,057	254.8	262-21.9
1986	11	3-8	.273	0-7	.000	2,786	253.3	337- 806	73.3	378-192	20	.508	1,980	180.0	112-10.1
1987	11	1-9-1	.091	0-6-1	.000	3,015	274.1	453-1,220	110.9	288-163	23	.566	1,795	163.2	135-12.3
1988	11	1-10	.091	1-6	.143	3,442	312.9	434-1,577	143.4	270-133	15	.493	1,865	169.5	189-17.5
1989	11	4-7	.364	2-5	.286	3,951	359.2	492-1,787	189.7	268-144	15	.537	2,164	196.7	248-22.5
1990	11	3-7-1	.273	2-4-1	.286	4,070	370.0	576-2,162	196.5	257-145	14	.564	1,908	173.5	213-19.4
1991	11	6-5	.545	3-4	.429	4,228	384.4	614-2,698	245.2	231-114	7	.493	1,530	139.1	303-27.5
1992	12	8-4	.667	4-3	.571	4,346	395.1	563-2,553	232.1	249-118	13	.474	1,793	163.0	380-31.7
1993	12	5-7	.417	3-4	.429	4,276	356.3	581-2,567	213.9	252-137	8	.544	1,709	142.4	242-20.2
1994	11	6-5	.545	3-4	.429	4,268	388.0	558-2,718	247.1	196-114	6	.582	1,550	140.9	324-29.5
1995	12	10-2	.833	5-2	.714	4,325	393.2	493-2,276	206.9	303-182	11	.601	2,049	170.8	345-28.8
1996	11	4-7	.364	2-6	.250	3,850	350.0	514-1,795	163.2	290-155	8	.534	2,055	186.8	300-27.3
1997	11	5-6	.455	3-5	.375	2,656	241.5	411-1,267	115.2	219-98	8	.447	1,389	126.3	177-16.1
1998	11	4-7	.364	1-7	.125	3,517	319.7	429-1,638	148.9	270-133	9	.493	1,879	170.8	280-25.5
1999	12	5-7	.417	3-5	.375	3,992	332.7	512-2,053	171.1	316-164	10	.518	1,939	161.6	294-24.5
2000	12	4-7	.364	2-6	.250	3,755	341.4	471-1,732	157.5	321-145	11	.452	2,023	183.9	261-21.8
2001	11	3-8	.273	1-7	.125	2,968	269.8	438-1,288	117.1	295-132	15	.447	1,680	152.7	182-16.5
2002	12	2-10	.167	0-8	.000	3,801	316.8	472-1,515	126.3	430-200	12	.465	2,286	190.5	248-20.7
2003	13	6-7	.462	3-5	.375	5,479	421.5	492-2,152	165.5	414-255	15	.594	3,327	255.9	384-29.5
2004	11	4-7	.364	2-6	.333	3,459	314.5	378-1,034	94.0	420-234	19	.557	2,425	220.5	262-23.8
2005	12	7-5	.583	3-5	.375	3,956	329.7	425-1,608	134.0	396-211	19	.533	2,348	195.7	269-22.4
2006	12	6-6	.500	3-5	.375	4,491	374.2	438-2,387	176.6	363-203	19	.559	2,372	197.7	348-29.0
2007	13	12-1	.923	7-1	.875	6,237	479.8	512-2,454	188.8	476-302	7	.634	3,783	291.0	556-42.7
2008	13	8-5	.615	4-4	.500	5,621	432.4	445-1,648	126.8	500-333	13	.666	3,973	305.6	434-33.4
2009	12	5-7	.417	1-7	.125	5,069	422.4	379-1,345	112.1	506-320	10	.632	3,724	310.3	353-29.4
2010	12	3-9	.250	1-7	.125	3,557	296.4	470-1,615	134.6	353-203	14	.575	1,942	161.8	205-17.1
2011	12	2-10	.200	0-9	.000	3,922	326.8	543-2,314	159.4	301-191	12	.635	2,009	167.4	268-22.3




# KANSAS FOOTBALL

	G	Total Defense		Rushing			Passing			Scoring	
		Yds.	Avg.	Att.-Yds.	Avg.	Att.-Comp.	Int.	Pct.	Yds.	Avg.	Pts.-Avg.
1946	10	2,980	298.0	- 2,036	203.6	143-60	--	.420	944	94.4	175-17.5
1947	10	2,407	240.7	- 1,454	145.4	154-56	12	.363	953	95.3	135-13.5
1948	10	1,891	189.1	- 1,092	109.2	106-52	14	.490	820	82.0	82-8.2
1949	10	2,404	240.4	- 1,528	152.8	158-74	15	.468	876	87.6	137-13.7
1950	10	3,561	356.1	- 2,232	223.2	195-85	21	.430	1,329	132.9	183-18.3
1951	10	3,186	318.6	- 2,057	205.7	182-92	14	.510	1,129	112.9	188-18.8
1952	10	3,023	302.3	- 1,930	193.0	205-93	15	.453	1,098	109.8	208-20.8
1953	10	2,559	255.9	- 1,534	153.4	161-80	12	.490	1,025	102.5	110-11.0
1954	10	2,760	276.0	- 2,150	215.0	105-44	9	.419	610	61.0	179-17.9
1955	10	4,005	400.5	- 3,228	322.8	81-37	5	.456	777	77.7	376-37.6
1956	10	2,868	286.8	- 2,127	212.7	128-51	10	.398	741	74.1	222-22.2
1957	10	3,105	310.5	- 2,082	208.2	148-64	11	.432	1,023	102.3	215-21.5
1958	10	3,453	345.3	- 2,841	284.1	97-42	14	.433	612	61.2	230-23.0
1959	10	3,367	336.7	- 2,384	238.4	161-70	13	.435	983	98.3	162-16.2
1960	10	2,744	274.4	- 1,705	170.5	180-82	7	.456	1,039	103.9	134-13.4
1961	10	1,872	187.2	- 1,389	138.9	113-43	11	.381	483	48.3	78-7.8
1962	10	2,151	215.1	- 1,139	113.9	172-77	7	.448	1,012	101.2	81-8.1
1963	10	2,358	235.8	- 1,357	135.7	186-81	8	.435	1,001	100.1	116-11.6
1964	10	2,536	253.6	- 1,670	167.0	164-64	14	.390	866	86.6	122-12.2
1965	10	2,914	291.4	490-1,853	185.3	148-71	12	.480	1,061	106.1	146-14.6
1966	10	2,934	293.4	533-1,955	195.5	151-69	17	.457	979	97.9	215-21.5
1967	10	2,789	278.9	486-1,495	149.5	177-103	8	.582	1,294	129.4	188-18.8
1968	11	2,948	294.8	503-1,454	145.4	219-113	10	.516	1,494	149.4	146-14.6
1969	10	3,210	291.8	482-1,607	146.1	267-128	14	.480	1,603	145.7	175-15.9
1970	11	3,657	365.7	562-2,228	228.8	198-102	9	.540	1,429	142.9	290-29.0
1971	11	4,551	413.7	661-2,994	272.2	243-124	18	.510	1,557	141.5	277-25.2
1972	11	3,856	350.5	581-2,448	222.5	234-96	17	.410	1,408	128.0	286-26.0
1973	11	4,201	381.9	597-2,267	206.1	278-128	19	.460	1,934	175.8	305-27.7
1974	11	3,104	258.7	587-2,110	175.8	165-73	25	.442	994	90.4	189-15.8
1975	11	3,467	315.2	655-2,324	211.3	195-101	9	.518	1,143	103.9	247-22.5
1976	11	3,264	272.0	596-2,150	179.2	191-89	18	.466	1,114	92.8	147-12.3
1977	11	3,691	335.5	575-2,260	205.5	245-105	19	.429	1,431	130.1	251-22.8
1978	11	4,318	392.5	654-3,141	285.5	190-84	12	.442	1,177	107.0	269-24.5
1979	11	4,988	453.5	719-3,680	334.5	172-101	6	.587	1,309	118.9	345-31.4
1980	11	4,619	419.9	585-2,737	253.5	266-139	14	.523	1,882	171.1	346-31.5
1981	11	3,793	344.8	572-2,178	198.0	244-118	12	.484	1,615	146.9	208-18.9
1982	11	3,112	282.9	534-1,962	178.4	237-110	15	.464	1,150	104.5	185-16.8
1983	11	4,305	391.4	634-2,903	263.9	201-87	7	.433	1,402	127.5	276-25.1
1984	11	4,506	409.6	542-3,008	250.5	252-134	13	.531	1,750	159.1	320-29.1
1985	12	4,271	388.3	500-2,138	194.4	295-158	11	.536	2,133	193.9	298-27.1
1986	11	4,622	383.4	522-2,119	176.6	345-184	19	.535	2,482	206.8	280-23.3
1987	11	4,370	397.3	628-2,770	251.8	239-136	11	.569	1,600	145.5	326-29.6
1988	11	4,467	406.1	619-3,255	295.9	193-92	6	.477	1,212	110.2	395-35.9
1989	11	5,896	536.0	642-3,937	357.9	245-157	11	.641	1,959	178.1	502-45.6
1990	11	5,285	480.5	583-2,928	266.2	258-152	7	.585	2,357	214.3	383-34.8
1991	11	4,568	415.2	452-2,207	200.6	295-158	8	.535	2,361	214.6	365-33.2
1992	12	4,228	384.4	426-1,660	150.9	297-162	10	.545	1,879	170.8	244-22.2
1993	12	3,506	318.7	459-1,383	125.7	307-158	16	.515	2,141	194.6	242-22.0
1994	11	4,608	384.0	514-2,360	196.7	313-176	8	.562	2,248	187.3	256-21.3
1995	12	4,408	400.0	448-1,883	171.2	322-195	8	.606	2,525	135.8	242-22.0
1996	11	4,248	386.2	466-2,043	185.7	326-168	15	.515	2,205	200.5	231-21.0
1997	11	4,823	438.5	477-2,367	215.2	279-152	12	.545	2,456	223.3	358-32.5
1998	11	3,976	361.5	546-2,270	206.4	256-141	8	.551	1,706	155.1	279-25.4
1999	12	4,262	387.5	560-2,592	235.6	239-123	12	.515	1,670	151.8	341-31.0
2000	12	4,407	400.6	491-2,178	198.0	299-173	11	.579	2,229	202.6	359-32.6
2001	11	4,702	427.5	536-2,607	237.0	311-165	12	.531	2,095	190.5	398-36.2
2002	12	5,669	472.4	533-3,075	256.3	302-167	12	.555	2,594	216.2	507-42.3
2003	13	5,364	412.6	518-2,531	194.7	390-242	12	.602	2,833	217.9	396-30.5
2004	11	3,800	345.5	389-1,294	117.6	375-202	16	.539	2,506	227.8	235-21.4
2005	12	3,639	303.2	414- 999	83.2	420-238	15	.567	2,640	220.0	264-22.0
2006	12	4,537	378.1	373-1,308	109.0	470-248	12	.528	3,229	269.1	306-25.5
2007	13	4,125	317.3	401-1,232	94.8	528-303	23	.574	2,893	222.5	213-16.3
2008	13	5,157	396.7	406-1,600	123.1	521-318	15	.610	3,557	273.6	375-28.8
2009	12	4,599	383.3	413-1,659	138.2	423-260	7	.615	2,940	245.0	341-28.4
2010	12	5,132	427.7	491-2,462	205.2	341-224	7	.657	2,670	222.5	413-34.4
2011	12	6,197	516.4	491-3,052	238.5	375-261	8	.696	3,335	277.9	525-43.8



HISTORY  
[KUATHLETICS.COM](http://KUATHLETICS.COM)






**Ray Evans • QB/RB/DB**  
**1947 All-American**

Ray Evans, KU's first All-America selection (along with Otto Schnellbacher), qualifies as one of the greatest athletes in Kansas history. Evans is the only player in NCAA history to lead the nation in both passing (1,117 yards) and interceptions (10) in the same season (1942). His single-season interception mark, in fact, still remains a KU record. In addition to being an All-American in football, Evans was also a two-time selection as a Helms Foundation basketball All-American for head coach Phog Allen. He is the only athlete in KU history to have both his football jersey number (42) and basketball jersey (15) retired. Evans was a key performer in helping the Jayhawks to an 8-1-2 record, a first-place tie in the Big Six Conference and a spot in the 1948 Orange Bowl his senior


season. Evans once owned the NCAA record of consecutive passing attempts (60) without an interception. He played professionally for one season with Pittsburgh.



**Otto Schnellbacher • WR**  
**1947 All-American**

Known as the "Double Threat from Sublette," Otto Schnellbacher excelled during his days as an athlete at Kansas in both football and basketball. Schnellbacher served as a team co-captain of the 1947 Jayhawk team that won a share of the conference title and earned a spot in the Orange Bowl. He is one of just three KU athletes to serve as a captain in both football and basketball. A two-time All-Big Six selection, Schnellbacher was credited with 58 career pass receptions for 1,069 yards and both marks stood as school records for 22 years. He averaged 18.4 yards per reception. Schnellbacher was a regular in 1942 and had his career put on hold during World War II. A four-time all-conference selection in basketball, Schnellbacher played both football and basketball

professionally. He played football for four seasons with the New York Yankees of the All-America Football Conference and the New York Giants of the NFL. He intercepted 34 passes and was named All-Pro defensive back three times before retiring after the 1951 season.



**George Mrkonic • OT/DT/P**  
**1951 All-American**

George Mrkonic teamed with Oliver Spencer to anchor one of the great lines in Kansas football history during the early 1950s. Mrkonic, a two-time (1950-51) all-conference selection, played left guard on offense and defensive tackle. Mrkonic also handled punting duties during his KU career and led the Jayhawks in punting statistics in 1951. During his three years in the lineup, Kansas compiled a combined 21-9 record, including an 8-2 mark in 1951 and 7-3 record in 1952. Mrkonic was selected to play in the East-West Shrine Game in 1952 and had a brief stint in professional football as a member of the Philadelphia Eagles. He also played one season in the Canadian Football League.



**Gil Reich • QB/HB/DB**  
**1952 All-American**

Although he played just one season at Kansas after transferring from the United States Military Academy, Gil Reich quickly established himself as one of the most determined performers in Jayhawk history. He was a standout as a cornerback, excelling in run support and as a punt returner. Reich earned all-conference and All-America honors for his performance as a defensive back. In addition, Reich split time as the starting quarterback with Jerry Robertson. He accounted for 428 yards in total offense and was credited with five touchdown passes. He averaged 17.2 yards on 19 punt returns and also served as the Jayhawks' punter and kicked extra points. Reich was also a two-sport standout, playing a significant role on the Jayhawks' 1952-53 basketball team. As a

starting guard, Reich helped direct the Jayhawks to the 1953 National Championship game -- a 69-68 loss to Indiana.



**Oliver Spencer • OT**  
**1952 All-American**


A dominating blocker and outstanding athlete, Spencer and teammate George Mrkonic were recognized as two of college football's premier linemen during the early 1950s. Spencer excelled at right offensive tackle, helping the Jayhawks to a combined 15-5 mark during his two seasons as a regular on the offensive front. As a sophomore, Spencer was a backup at KU behind future pro football hall of famer Mike McCormack. Following his senior season, Spencer was selected to play in both the East-West Shrine Game and the Senior Bowl. He played in the National Football League for the Detroit Lions and Green Bay Packers from 1953-61, and served as an offensive line coach for the Oakland Raiders for 19 seasons (1962-79).



**John Hadl • QB/HB/P/DB**  
**1960-61 All-American**

John Hadl easily represents one of the greatest all-around performers in Kansas history. The Jayhawks' first two-time All-America selection, Hadl excelled in the Jayhawk offense as a quarterback and part-time halfback. He was also a highly effective defensive back, return specialist and one of the nation's top punters during his three-year career. His jersey No. 21 is one of just three retired in Kansas football history. A three-time all-conference selection, Hadl ended his career with 1,281 yards passing and 1,016 yards rushing. He still holds the school record for longest punt (94 yards vs. Oklahoma in 1959, third-longest in NCAA history) and has the third-longest interception return (98 yards vs. TCU in 1959).


Hadl, who led the nation in punting in 1959 with a 45.6 average, was a standout on some of KU's great teams. The Jayhawks were a combined 14-5-2 his junior and senior seasons with Hadl at the controls and ranked nationally in the top 20 each season. He concluded his senior season by leading KU to a 33-7 win over Rice in the Bluebonnet Bowl. Hadl was named most valuable player in the East-West Shrine game and the College All-Star Game. Hadl enjoyed a 16-year career in the NFL, passing for 33,513 yards. He was recognized as the NFL Man of the Year in 1971 and was inducted into the College Football Hall of Fame in 1994. Following a successful career in coaching, Hadl moved into administration and currently serves as an associate athletics director at his alma mater.



**Gale Sayers • RB**  
**1963-64 All-American**

Gale Sayers, the "Kansas Comet," established himself throughout his collegiate and professional career as one of the great running backs in the history of football. A two-time All-America selection for the Jayhawks, Sayers concluded his KU career with 2,675 yards rushing and 3,917 all-purpose yards. Sayers led KU in rushing, touchdowns and kickoff returns all three years he was in the lineup. He also led the team in receiving and punt returns as a junior and senior. Sayers became the first player in NCAA Division IA history to record a 99-yard run when he broke loose against Nebraska in Lincoln during the 1963 season. He also had a 96-yard kickoff return in a 15-14 upset of Oklahoma his senior season. Sayers was a first round draft pick of the Chicago Bears (and Kansas


City Chiefs) and had an abbreviated seven-year NFL career that was cut short by a knee injury. He led the league in rushing in 1966 and 1969. He retired in 1972 with a career total of 4,956 rushing yards. He was inducted into the Pro Football Hall of Fame in 1977 at age 34, the youngest person ever selected. He served as an assistant athletics director at his alma mater from 1972-76.



**Bobby Douglass • QB**  
**1968 All-American**

Twice selected All-Big Eight Conference (1967-68), Douglass was named to both the United Press International (UPI) and Kodak All-America teams in 1968. In his senior season, Douglass directed the Pepper Rodgers-coached Jayhawks to a 9-2 record, a share of the Big Eight Conference title and a spot in the 1969 Orange Bowl. He passed for 1,316 yards and 12 touchdowns his final year as a Jayhawk. He passed for touchdowns in six consecutive games in 1968 which represented a school record. He ranks eighth all-time in career passing yardage with 2,817 yards. His 3,832 yards in total offense qualifies as the ninth-best mark in KU history and he was responsible for 39 touchdowns during his career, a mark that ranks fifth on KU's all-time listing. Douglass was selected to play in the

Senior Bowl, American Bowl and the College All-Star game in Chicago following his senior season. He earned Most Valuable Player honors in the American Bowl. Douglass played professionally in the NFL for 13 years with Chicago, San Diego, New Orleans and Green Bay.



**Bruce Kallmeyer • PK**  
**1983 All-American**

Bruce Kallmeyer is regarded as one of the most potent offensive weapons in Kansas history thanks to his talents as a placekicker. Kallmeyer concluded his four-year Jayhawk career with single-season marks of field goals made (24), attempted (29) and ranks first all-time in career field goal percentage (77.9). Kallmeyer also established new standards in the Kansas record book for most field goals in a game (five) which he recorded twice in his career, against Nebraska in 1981 and Wichita State in 1983. Kallmeyer also had four field goals in the Jayhawks' upset win over Southern California in 1983. Kallmeyer, who had a career-long 57-yard field goal against Iowa State as a senior, ranks third all-time in scoring with 233 points. His 98 points in 1983 qualifies as the second-best

single-season mark in KU history and his 21 points against Wichita State in the same season represents the most single-game points by a KU kicker in history.



**John Zook • DE**  
**1968 All-American**


A three-year letterman and two-time All-Big Eight Conference selection, John Zook anchored one of the top defensive units in Kansas football history. Zook earned All-America honors in 1968 as the defensive standout on a Kansas team that finished with a 9-2 record, shared the conference championship and faced Penn State in the Orange Bowl. The Jayhawks were ranked sixth nationally in the final Associated Press poll -- Zook's senior season. He finished his career with 202 total tackles, which ranks as the fourth-best mark among defensive linemen in school history. "He never played but full speed from snap one to snap 100. He was the most full-speed player on every snap that you could imagine," said Pepper Rodgers.



**Anthony Collins • OT**  
**2007 All-American**

Big, strong, and fast, Anthony Collins became one of the nation's premier offensive linemen in his junior season, his final year at Kansas before declaring early for the NFL Draft. The 6-6, 310-pounder was named All-America First Team by the Associated Press, Walter Camp Foundation and Football Writer's Association of America among others in 2007. The Beaumont, Texas native was also one of three finalists for the Outland Trophy given to the nation's top interior linemen. Collins helped pave the way for consecutive 1,000-yard rushers in Jon Cornish and Brandon McAnderson during his last two years, while anchoring an offensive unit that was among the nation's most productive his junior year. Collins played both right and left tackle during


his career. He earned All-Big 12 Honorable Mention honors as a sophomore at right tackle and then was named an All-Big 12 First Team pick as a junior after switching to the left side. He was drafted in the fourth round by the Cincinnati Bengals.



**David Jaynes • QB**  
**1973 All-American**

David Jaynes brought a lethal arm to the Kansas offense in the early 1970s and broke virtually every season and career passing mark in the Jayhawk record book. A highly recruited high school quarterback at nearby Bonner Springs, Jaynes concluded his career ranked No. 1 all-time in passing yardage (a mark later broken by Frank Seurer) with 5,132 yards. His 35 career passing touchdowns stood as a school record for 34 years. Jaynes, who earned All-America honors in 1973, had his greatest game as a senior in 1973 with a school-record performance against Tennessee in Knoxville. Jaynes connected on 35 of 58 attempts for 394 yards. "I've never seen him have a better day in his life," said then-head coach Don Fambrough. Jaynes directed the Jayhawks to a

7-4-1 record his senior year, including a trip to the Liberty Bowl. Jaynes, who led KU in passing for three consecutive seasons, finished fourth in the voting for the Heisman Trophy in 1973.



**Aqib Talib • DB**  
**2007 All-American**

A versatile performer, Aqib Talib capped off his Kansas career by being named a consensus All-America selection after his junior season. In that junior campaign he helped lead the Jayhawks to a 12-1 record, a regular season national ranking of second and a FedEx Orange Bowl victory. A tremendous cornerback, Talib led the country in passes defensed as a sophomore with 28 and then recorded 18 more the following season. He finished his career with 13 interceptions, second all-time at KU, and added 45 passes broken up despite leaving for the NFL after his junior season. He also recorded 66 tackles as a junior as he was the Jack Tatum Award winner, a Bronko Nagurski finalist, a Jim Thorpe semifinalist and a Walter Camp watch list selection in addition to his All-

America honors in 2007. Not only did Talib excel on the defensive side of the football, he saw action as a wide receiver as well. In 2007 he caught eight passes for 182 yards and four touchdowns, giving him five touchdowns on nine career receptions. In his final game at KU he was named the MVP of the FedEx Orange Bowl. He was drafted 20th overall by Tampa Bay in the 2008 NFL Draft after his junior campaign.

Note: First-Team All-Americans Only



**ALL-AMERICA**

1947 — Ray Evans	1st	AP
	3rd	FWAA
1947 — Otto Schnellbacher	1st	AP
1951 — George Mrkonjc	1st	AP
1952 — Gil Reich	1st	AP
	1st	FWAA
1952 — Oliver Spencer	1st	AP
1960 — John Hadl	1st	AP
	1st	FWAA
1961 — John Hadl	1st	AP
	1st	FWAA
1961 — Curtis McClinton	1st	TSN
1963 — Gale Sayers	1st	AP
	1st	AFCA
	1st	WC
1964 — Gale Sayers	1st	AP
	1st	AFCA
	1st	FWAA
	1st	WC
1968 — Bobby Douglass	1st	AP
	1st	AFCA
1968 — John Zook	1st	AP
	1st	AFCA
1973 — David Jaynes	1st	FWAA
	1st	AP
	1st	AFCA
	1st	WC
1975 — Nolan Cromwell	HM	AP
1983 — Bruce Kallmayer	1st	AP
	1st	AFCA
1984 — Willie Pless	2nd	AP
1991 — Tony Sands	3rd	AP
1992 — Dana Stubblefield	2nd	AP
2004 — Charles Gordon	3rd	AP
2005 — Nick Reid	3rd	AP
2007 — Aqib Talib	1st	AP
	1st	FWAA
	1st	WC
2007 — Anthony Collins	1st	AP
	1st	FWAA
	1st	WC
2007 — James McClinton	2nd	AP

AP - Associated Press; FWAA - Football Writer's Association of America; TSN - The Sporting News; WC - Walter Camp; AFCA - American Football Coaches Association

**ACADEMIC ALL-AMERICANS**

**COSIDA**

1964 — Fred Elder	AP
1967 — Mike Sweatman	AP
1968 — Dave Morgan	AP
1970 — Mike McCoy (2nd Team)	AP
1971 — Mike McCoy	AP
1976 — Tom Fitch	AP
1982 — Bruce Kallmeyer (2nd Team)	AP
1995 — Darrin Simmons	AP
2007 — Russell Brorsen	AP
2007 — John Larson (2nd Team)	AP

**NATIONAL FOOTBALL FOUNDATION AND HALL OF FAME GRADUATE FELLOWSHIPS**

1964 — Ron Oelschlagler

**NCAA POST-GRADUATE SCHOLARSHIP**

1964 — Ron Oelschlagler	AP
1968 — David Morgan	AP
1971 — Mike McCoy	AP
1972 — John Schroll	AP
1978 — Tom Fitch	AP
1986 — Mark Henderson	AP

**NATIONAL FOOTBALL FOUNDATION SCHOLAR-ATHLETES**

1964 — Ron Oelschlagler	AP
1971 — Mike McCoy	AP
1977 — Tom Fitch	AP

**NATIONAL ASSOCIATION OF COLLEGIATE DIRECTORS OF ATHLETICS**

1993 — Greg Ballard

**NFL HALL OF FAME**

1977 — Gale Sayers, Chicago
1985 — Mike McCormack, Cleveland
1992 — John Riggins, Washington

**CANADIAN FOOTBALL HALL OF FAME**

2005 — Willie Pless, LB

**NATIONAL COACH OF THE YEAR**

2007 — Mark Mangino

**HEISMAN VOTING**

1961 — John Hadl (7th)
1968 — Bobby Douglass (7th)
1973 — David Jaynes (4th)

**BOWL GAME MVPs**

**1961 BLUEBONNET BOWL**

Ken Coleman, FB (Offensive MVP)

**1969 ORANGE BOWL**

Donnie Shanklin, RB (Offensive MVP)

**1973 LIBERTY BOWL**

David Jaynes, QB (Offensive MVP)

**1992 ALOHA BOWL**

Dana Stubblefield, DT (MVP)

**1995 ALOHA BOWL**

Mark Williams, QB (MVP)

**2005 FORT WORTH BOWL**

Jason Swanson, QB (MVP)

**2008 FEDEX ORANGE BOWL**

Aqib Talib, CB (MVP)

**2008 INSIGHT BOWL**

Dezmon Briscoe, WR (Offensive MVP)  
James Holt, LB (Defensive MVP)

**THE SPORTING NEWS FRESHMAN ALL-AMERICA**

2003 — Charles Gordon
2003 — Jonathan Lamb
2003 — Bob Whitaker

**COLLEGE FOOTBALL HALL OF FAME**

1951 — Fielding H. Yost, coach (1899)
1954 — Jim Bausch, HB (1929-30)
1964 — Ray Evans, HB (1941-42, 46-47)
1964 — Gale Sayers, HB (1962-64)
1994 — John Hadl, QB (1959-61)
2001 — John Outland, OT (1895)







## All-American (Tucson, Ariz.)

1961 — Elvin Basham, guard

## American Bowl (Tampa, Fla.)

1968 — Bobby Douglass, quarterback  
1968 — John Zook, end  
1968 — Dave Morgan, defensive back  
1970 — Steve Lawson, tackle  
1971 — Kenny Page, linebacker  
1973 — Don Goode, defensive end  
1975 — Steve Taylor, cornerback  
1976 — Chris Golub, free safety

## Blue-Gray (Montgomery, Ala.)

1953 — Joe Lundy, tackle  
1960 — Roger Hill, halfback  
1960 — Doyle Schick, fullback  
1962 — Marvin Clothier, tackle  
1963 — Ken Coleman, fullback  
1964 — Brian Schweda, tackle  
1971 — Kenny Page, linebacker  
1972 — Eddie Sheats, linebacker  
1972 — Roger Bernhardt, guard  
1972 — Gery Palmer, tackle  
1974 — Steve Towle, linebacker  
1976 — Terry Beeson, linebacker  
1983 — Paul Fairchild, guard  
1983 — Reggie Smith, tackle  
1984 — Bennie Simecka, center  
1985 — Mike Norseth, quarterback (MVP)  
1985 — Willie Pless, linebacker  
1985 — Sylvester Byrd, tight end  
1986 — Paul Oswald, center  
1988 — Willie Vaughn, wide receiver  
1990 — Chip Budde, center  
1994 — Kwamie Lassiter, defensive back  
1994 — Gerald McBurrows, defensive back  
1996 — Scott Whittaker, offensive tackle  
1998 — Justin Glasgow, offensive guard  
2000 — Carl Nesmith, defensive back  
2001 — Algie Atkinson, linebacker  
2001 — Justin Hartwig, offensive line

## Challenge Bowl (Seattle, Wash.)

1978 — Franklin King, defensive tackle  
(Corpus Christi, Texas)  
1962 — Rodger McFarland, quarterback

1963 — Armand Baughman, fullback

## Coaches All-America Game

1961 — Fred Hageman, center  
1965 — Gale Sayers, halfback  
1965 — Brian Schweda, tackle  
1969 — John Zook, end  
1969 — Bobby Douglass, quarterback  
1969 — Keith Christensen, tackle  
1975 — Emmett Edwards, receiver  
1976 — Dave Scott, offensive tackle  
1976 — Steve Taylor, cornerback

## College All-Star (Chicago, Ill.)

1934 — Pete Mehringer, tackle  
1944 — George Dick, end  
1951 — Mike McCormack, tackle  
1954 — Bob Hantla, guard  
1961 — Fred Hageman, center  
1962 — John Hadl, quarterback  
1962 — Curtis McClinton, halfback  
1965 — Gale Sayers, halfback  
1969 — Bobby Douglass, quarterback  
1971 — Steve Lawson, tackle  
1971 — John Riggins, fullback  
1971 — Larry Brown, end  
1974 — David Jaynes, quarterback  
1975 — Emmett Edwards, receiver

## Dixie Gridiron Classic (St. George, Utah)

2010 — Chris Harris, defensive back

## East-West Shrine (San Francisco, Calif./Palo Alto, Calif.)

1930 — Jim Bausch, fullback  
1932 — George Atkeson, guard  
1935 — Dick Sklar, guard  
1937 — Clarence Douglass, fullback  
1946 — Don Fambrough, guard  
1950 — Mike McCormack, tackle  
1951 — Oliver Spencer, tackle  
1951 — George Mrkonic, guard  
1953 — Bob Hantla, guard  
1953 — Morris Kay, end  
1956 — Galen Wahlmeier, center  
1959 — John Peppercorn, end  
1960 — Fred Hageman, center

1961 — John Hadl, quarterback  
1961 — Curtis McClinton, halfback  
1964 — Gale Sayers, halfback  
1966 — George Harvey, linebacker  
1967 — Mike Sweatman, linebacker  
1973 — David Jaynes, quarterback  
1973 — Don Goode, defensive end  
1976 — Terry Beeson, linebacker  
1977 — Tom Dinkel, defensive end  
1978 — Mike Wellman, center  
1979 — Mike Hubach, kicker  
1979 — Jim Zidd, defensive end  
1980 — David Verser, wide receiver  
1981 — Kyle McNorton, linebacker  
1985 — Willie Pless, linebacker  
1985 — Sylvester Byrd, tight end  
1988 — Willie Vaughn, wide receiver  
1991 — Tony Sands, running back\*  
1992 — Matt Gay, wide receiver  
1993 — Dan Eichloff, kicker\*  
1994 — John Jones, offensive guard\*  
1995 — Rod Jones, tackle  
1995 — L.T. Levine, running back  
1996 — Ronnie Ward, linebacker\*  
1997 — Ron Warner, linebacker\*  
1998 — Dan Dercher, offensive tackle\*  
2000 — Carl Nesmith, defensive back  
(Houston)  
2006 — Jon Cornish, running back  
2008 — Marcus Henry, wide receiver  
2008 — Brandon McAnderson, run. back  
2008 — James McClinton, def. tackle  
(Orlando, Fla.)  
2010 — Todd Reesing, quarterback  
2010 — Kerry Meier, wide receiver  
2010 — Darrell Stuckey, safety  
2012 — Steven Johnson, linebacker  
(\* - Games played in Palo Alto)

## Hula Bowl

### (Honolulu, Hawai'i)

1959 — John Peppercorn, end  
1961 — John Hadl, quarterback  
1961 — Curtis McClinton, halfback  
1964 — Gale Sayers, halfback  
1966 — George Harvey, linebacker  
1967 — Mike Sweatman, linebacker  
1971 — Mike McCoy, center  
1973 — David Jaynes, quarterback  
1979 — Mike Hubach, kicker  
1980 — Joe Tumpich, safety  
1981 — Bryan Horn, defensive end  
1982 — Wayne Capers, receiver  
1982 — Don Fambrough, coach  
1983 — Bruce Kallmeyer, kicker  
1985 — Mike Norseth, quarterback  
1985 — Richard Estell, wide receiver  
1991 — Tony Sands, tailback  
1991 — Christopher Perez, off. tackle  
1992 — Dana Stubblefield, def. tackle  
1993 — Chris Maumalanga, def. tackle  
1994 — John Jones, offensive guard  
1995 — Mark Williams, quarterback  
1996 — Isaac Byrd, wide receiver  
2004 — David McMillan, defensive end  
2004 — Brandon Rideau, wide receiver  
2004 — Joe Vaughn, offensive line

## Japan Bowl (Tokyo, Japan)

1979 — Mike Hubach, kicker  
1981 — Kyle McNorton, linebacker  
1983 — Paul Fairchild, guard

## Las Vegas Bowl (Las Vegas, Nev.)

2005 — Nick Reid, linebacker

## NFLPA

### (San Antonio, Texas)

2011 — Brad Thorson, tackle

## North-South (Miami, Fla.)

1948 — Hugh Johnson, tackle  
1949 — Forrest Griffith, halfback  
1950 — Wade Stinson, halfback  
1952 — Bob Brandeberry, halfback  
1970 — Larry Brown, end  
1970 — John Riggins, fullback

## Paradise Bowl (St. George, Utah)

2002 — Leo Etienne, linebacker  
2002 — Greg Cole, linebacker

## Pro Bound Sports Bowl (Little Rock, Ark.)

2010 — Angus Quigley, running back  
2010 — Johnathan Wilson, wide receiver

## Rotary Gridiron Classic (Orlando, Fla.)

2002 — Justin Sands, offensive tackle

## Senior Bowl (Mobile, Ala.)

1952 — Oliver Spencer, tackle  
1953 — Bob Hantla, guard  
1960 — Fred Hageman, center  
1962 — Marvin Clothier, tackle  
1963 — Ken Coleman, fullback  
1968 — John Zook, end  
1968 — Bobby Douglass, quarterback  
1968 — Keith Christensen, tackle  
1970 — John Riggins, fullback  
1972 — Eddie Sheats, linebacker  
1972 — Roger Bernhardt, guard  
1972 — Gery Palmer, tackle  
1973 — Don Goode, defensive end  
1973 — Mitch Sutton, defensive tackle  
1973 — David Jaynes, quarterback  
1974 — Emmett Edwards, receiver  
1975 — Eddie Lewis, cornerback  
1976 — Terry Beeson, linebacker  
1976 — Mike Butler, defensive tackle  
1976 — Laverne Smith, halfback  
1979 — LeRoy Irvin, safety  
1980 — David Verser, wide receiver  
1982 — Wayne Capers, wide receiver  
1983 — Bruce Kallmeyer, kicker  
1983 — Frank Seurer, quarterback  
1985 — Mike Norseth, quarterback  
1985 — Willie Pless, linebacker  
1992 — Gilbert Brown, def. tackle  
1992 — Keith Loneker, offensive tackle  
1993 — Dan Eichloff, kicker  
1995 — Dorian Brew, defensive back  
1996 — June Henley, running back  
2000 — Moran Norris, fullback  
2001 — Nate Dwyer, defensive tackle

## Texas Centennial All-Star

### (Dallas, Texas)

1936 — Dick Sklar, guard  
1936 — John Peterson, back

## Texas vs. The Nation (El Paso, Texas)

2008 — James Holt, linebacker

## U.S. Bowl

### (Washington, D.C.)

1961 — Elvin Basham, guard



STEVEN JOHNSON



## Missouri Valley (1907-1928)

### (first-team honorees listed)

- 1907 Howard "Tub" Reed, G
- 1908 Carl Pleasant, E  
Swede Carlson, C  
Howard "Tub" Reed, G
- 1909 Carl Pleasant, E  
Ellis Davidson, G  
Swede Carlson, C
- 1910 Ellis Davidson, G  
Earl Ammons, E
- 1911 Earl Ammons, FB
- 1912 Harold Brownlee, E  
H. E. Burnham, G  
Bill Weidlein, T
- 1913 Will Burton, T  
Bill Weidlein, G  
Butch Stuewe, FB
- 1914 Tony James, G  
Andy Groft, G  
Tony James, T  
Ad Lindsey, HB
- 1916 Ad Lindsey, HB  
Will Burton, G
- 1917 George Nettels, T  
Dutch Lonborg, E  
Stem Foster, QB
- 1919 Dutch Lonborg, E  
Scrubby Laslett, E  
Frank Mandeville, FB
- 1920 Dutch Lonborg, QB
- 1921 Pete Jones, G
- 1923 Charles Black, E  
Bob Mosby, T
- 1924 Babe Smith, T

## Big Six (1929-47)

### (first-team honorees listed)

- 1929 John Schopflin, T  
Jim Bausch, FB
- 1930 Earl Foy, T  
Jim Bausch, HB  
Forrest Cox, HB  
Ormand Beach, FB  
Charles Smoot, C
- 1931 Otto Rost, T
- 1932 Pete Mehringer, T  
George Atkeson, G  
Elmer Schaake, HB
- 1933 Pete Mehringer, T  
Ernest Casini, E
- 1934 Milo Clawson, T  
Dick Sklar, G  
George Hapgood, HB
- 1935 Dick Sklar, G  
Ed Phelps, C  
Rutherford Hayes, E  
John Peterson, FB
- 1937 Clarence Douglass, FB  
Lewis Ward, T
- 1938 Ferrell Anderson, G
- 1940 Don Pierce, C
- 1941 Hub Ulrich, E
- 1942 Ray Evans, HB
- 1943 Frank Gruden, G
- 1944 Charlie Moffatt, HB
- 1945 Dave Schmidt, E
- 1946 Ray Evans, HB

- Lynne McNutt, QB
- Don Fambrough, G
- Otto Schnellbacher, E
- Dave Schmidt, E
- 1947 Ray Evans, HB  
Don Ettinger, T  
Don Fambrough, G  
Forrest Griffith, FB  
Otto Schnellbacher, E

## Big Seven (1948-1956)

### (first-team honorees listed)

- 1948 Dick Gilman, QB  
Forrest Griffith, FB  
Dick Tomlinson, G  
Bryan Sperry, E
- 1949 Dick Tomlinson, G  
Bill Schaake, E
- 1950 Mike McCormack, T  
George Mrkonic, G  
Wade Stinson, HB
- 1951 Bob Brandeberry, HB  
John Konek, HB  
George Kennard, G  
Oliver Spencer, T  
Bob Hantla, G  
Bill Schaake, E  
Orban Tice, E  
Charlie Hoag, HB  
George Mrkonic, T
- 1952 Oliver Spencer, T  
Bob Hantla, G  
Charlie Hoag, HB  
Galen Fiss, FB  
Paul Leoni, E  
Gil Reich, DB
- 1956 Jim Letcavits, E  
Frank Gibson, T
- 1957 Jim Letcavits, E

## Big Eight (1958-1995)

### (first-team honorees listed)

- 1958 Homer Floyd, HB  
John Peppercorn, T
- 1959 John Peppercorn, E  
Fred Hageman, C  
John Hadl, HB  
Curtis McClinton, HB
- 1960 Fred Hageman, C  
John Hadl, QB  
Curtis McClinton, HB  
Elvin Basham, G
- 1961 Elvin Basham, G  
John Hadl, QB  
Curtis McClinton, HB
- 1962 Gale Sayers, HB
- 1963 Pete Quatrochi, C  
Gale Sayers, HB  
Mike Shinn, E
- 1964 Gale Sayers, HB  
Brian Schweda, T  
Gary Duff, HB
- 1965 Dick Pratt, G
- 1966 Mike Sweatman, LB
- 1967 Bobby Douglass, QB  
John Greene, G  
Mike Sweatman, LB  
John Zook, DE
- 1968 Bobby Douglass, QB

- Keith Christensen, T
- John Zook, DE
- Emery Hicks, LB
- John Mosier, TE
- John Riggins, FB
- 1969 Dale Evans, C  
Emery Hicks, LB
- 1970 John Riggins, FB  
Steve Lawson, G
- 1971 Kenny Page, LB  
John Schroll, TE
- 1972 Eddie Sheats, LB
- 1973 David Jaynes, QB  
Emmett Edwards, WR  
Dean Zook, DE  
Kurt Knoff, CB
- 1974 Laverne Smith, HB  
Steve Towle, LB  
Kurt Knoff, SS  
Mike Lemon, NG  
Emmett Edwards, WR
- 1975 Nolan Cromwell, QB  
Mike Butler, DT  
Kurt Knoff, SS
- 1976 Terry Beeson, LB  
Chris Golub, FS  
Tom Fitch, SS
- 1977 Mike Hubach, K
- 1978 David Verser, WR
- 1979 Mike Hubach, K  
David Verser, WR  
Kerwin Bell, TB  
Bucky Scribner, P  
Stan Gardner, NG  
Joe Tumpich, S
- 1981 Bucky Scribner, P  
Kyle McNorton, LB  
Wayne Capers, WR  
David Lawrence, OG
- 1982 Bucky Scribner, P
- 1983 Bruce Kallmeyer, K  
Willie Pless, LB
- 1984 Willie Pless, LB
- 1985 Willie Pless, LB  
Richard Estell, WR  
Willie Vaughn, WR
- 1986 Willie Vaughn, WR
- 1988 Willie Vaughn, WR
- 1989 Quintin Smith, WR
- 1990 Dan Eichloff, P
- 1991 Dan Eichloff, P/K  
Christopher Perez, OT  
Dana Stubblefield, DT  
Tony Sands, TB  
Doug Terry, S
- 1992 Dwayne Chandler, TE  
Dan Eichloff, K  
Chip Hilleary, QB  
John Jones, OG  
Kwamie Lassiter, S  
Keith Loneker, OT  
Dana Stubblefield, DT
- 1993 John Jones, OG  
Hessley Hempstead, OG  
Chris Maumalanga, DT  
June Henley, RB
- 1994 Hessley Hempstead, OG
- 1995 Chris Banks, OG  
Dorian Brew, DB

## Three-Time First Team All-Conference

- Dutch Lonborg — 1917, 19-20
- Ray Evans — 1942, 46-47
- John Hadl — 1959-61
- Curtis McClinton — 1959-61
- Gale Sayers — 1962-64
- Kurt Knoff — 1973-75
- Bucky Scribner — 1980-82
- Willie Pless — 1983-85
- Dan Eichloff — 1990-92

## Big 12 (1996-Present)

### (all honorees listed)

- 1996 Isaac Byrd, WR (2nd)  
June Henley, RB (2nd)  
Ronnie Ward, LB (2nd)  
Ron Warner, DL (3rd)  
Tony Blevins, DB (3rd)  
Scott Whittaker, OL (HM)  
Jason Harris, DB (HM)
- 1997 Ron Warner, LB (1st)  
Tony Blevins, DB (2nd)  
Dean Royal, P (2nd)  
Brett McGraw, DL (3rd)  
Justin Glasgow, OL (HM)  
Mike Lies, OL (HM)  
Eric Vann, RB (HM)  
Patrick Brown, LB (HM)  
Jason Harris, DB (HM)  
Maurice Gaddie, DB (HM)  
Joe Garcia, PK (HM)
- 1998 Dan Dercher, OL (3rd)  
Michael Allen, DB (3rd)  
Justin Glasgow, OL (HM)  
Mike Lies, OL (HM)  
Termaine Fulton, WR (HM)  
David Winbush, RB (HM)  
Pat Brown, DE/OLB (HM)  
Steve Bratten, LB (HM)
- 1999 Carl Nesmith, DB (1st)  
Dameon Hunt, OL (3rd)  
Moran Norris, RB (3rd)  
Joey Pelfanio, P (3rd)  
Chris Enneking, OL (HM)  
Mike Chandler, WR (HM)  
Harrison Hill, WR (HM)  
Dylen Smith, QB (HM)  
Dion Rayford, DL (HM)  
Dion Johnson, DL (HM)  
Andrew LeClair, LB (HM)  
Tim Bowers, LB (HM)  
Andrew Davison, DB (HM)
- 2000 David Winbush, RB (2nd)  
Nate Dwyer, DL (2nd)  
Carl Nesmith, DB (2nd)  
Marc Owen, OL (3rd)  
Moran Norris, RB (3rd)  
Harrison Hill, WR (HM)  
Dylen Smith, WB (HM)  
Chaz Murphy, DL (HM)  
Marcus Rogers, LB (HM)  
Andrew Davison, DB (HM)
- 2001 Nate Dwyer, DT (1st)  
Justin Hartwig, OL (2nd)  
Marcus Rogers, LB (3rd)  
Roger Ross, WR (HM)



- 2002 Algie Atkinson, LB (HM)  
Andrew Davison, DB (HM)  
Justin Sands, OL (HM)
- 2003 Byron Gasaway, WR (HM)  
Joe Vaughn, OL (3rd)  
Adrian Jones, OL (3rd)  
Bill Whittemore, QB (3rd)  
Gabriel Toomey, LB (3rd)  
Curtis Ansel, P (3rd)  
Charles Gordon, KR (3rd)  
Mark Simmons, WR (HM)  
Clark Green, RB (HM)  
Nick Reid, LB (HM)  
Banks Floodman, LB (HM)  
Tony Stubbs, DB (HM)  
John Randle, DB (HM)
- 2004 David McMillan, DE (1st)  
Charles Gordon, CB (1st)  
Joe Vaughn, OL (2nd)  
Nick Reid, LB (2nd)  
Brandon Rideau, WR (HM)  
Jermiah Ashley, DL (HM)  
Charles Gordon, WR (HM)  
Rodney Harris, DB (HM)  
Tony Stubbs, DB (HM)  
Gabriel Toomey, LB (HM)
- 2005 Charles Gordon, KR/PR (1st)  
Charlton Keith, DL (1st)  
Nick Reid, LB (1st)  
Jermiah Ashley, DL (2nd)  
Charles Gordon, DB (2nd)  
Rodney Allen, DL (HM)  
Banks Floodman, LB (HM)  
Rodney Fowler, DB (HM)  
Charles Gordon, WR (HM)  
Clark Green, RB (HM)  
Kevin Kane, LB (HM)  
David Ochoa, OL (HM)  
Brandon Perkins, LB (HM)  
Mark Simmons, WR (HM)  
Aqib Talib, DB (HM)  
Kyle Tucker, P (HM)  
Bob Whitaker, OL (HM)
- 2006 Jon Cornish, RB (1st)  
Aqib Talib, DB (1st)  
Bran. McAnderson, FB (2nd)  
David Ochoa, OL (2nd)  
Jerome Kemp, DB (HM)  
James McClinton, DL (HM)  
Mike Rivera, LB (HM)  
Bob Whitaker, OL (HM)
- 2007 Anthony Collins, OL (1st)  
James McClinton, DL (1st)  
Joe Mortensen, LB (1st)  
Aqib Talib, DB (1st)  
Todd Reesing, QB (2nd)  
Bran. McAnderson, RB (2nd)  
Marcus Henry, WR (2nd)  
Marcus Herford, KR/PR (2nd)  
Ryan Cantrell, OL (HM)  
James Holt, LB (HM)  
Mike Rivera, LB (HM)  
Cesar Rodriguez, OL (HM)  
Darrell Stuckey, DB (HM)  
Scott Webb, PK (HM)
- 2008 Darrell Stuckey, S (1st)  
Dezmon Briscoe, WR (2nd)  
James Holt, LB (2nd)  
Caleb Blakesley, DT (HM)  
Ryan Cantrell, OL (HM)  
Jake Laptad, DE (HM)  
Adrian Mayes, OL (HM)

- Kerry Meier, WR (HM)  
Mike Rivera, LB (HM)  
Jake Sharp, RB (HM)
- 2009 Dezmon Briscoe, WR (1st)  
Kerry Meier, WR (2nd)  
Tanner Hawkinson, OT (HM)  
Jake Laptad, DE (HM)  
Todd Reesing, QB (HM)  
Alonso Rojas, P (HM)  
Darrell Stuckey, S (HM)  
D.J. Beshears, KR (HM)  
Jake Laptad, DE (HM)  
Alonso Rojas, P (HM)
- 2010 Jeremiah Hatch, OL (2nd)  
Tim Biere, TE (HM)  
Ron Doherty, P (HM)  
Steven Johnson, LB (HM)  
Bradley McDougald, DB (HM)  
Toben Oporum, DE (HM)  
Duane Zlatnik, OL (HM)

### Conference Honors

#### Coach Of The Year

- 1967 — Pepper Rodgers
- 1975 — Bud Moore
- 1981 — Don Fambrough
- 1984 — Mike Gottfried
- 1991 — Glen Mason
- 1995 — Glen Mason
- 2007 — Mark Mangino

#### Offensive Player Of The Year

- 1967 — Bobby Douglass
- 1975 — Nolan Cromwell
- 1991 — Tony Sands

#### Defensive Player Of The Year

- 2005 — Nick Reid

#### Offensive Newcomer Of The Year

- 1967 — John Mosier
- 1980 — Kerwin Bell
- 2002 — Bill Whittemore
- 2003 — Joe Vaughn

#### Defensive Newcomer Of The Year

- 1987 — Curtis Moore
- 1988 — Deral Boykin
- 1991 — Steve Harvey
- 1999 — Carl Nesmith
- 2007 — Chris Harris (AP)

#### Offensive Freshman Of The Year

- 1993 — June Henley

#### Defensive Freshman Of The Year

- 1993 — Tony Blevins

#### Conference Player Of The Week

- (Big 12 Only - 1996-present)
- 1996 — Ronnie Ward, LB  
Nov. 3 at Iowa State
- 1997 — Patrick Brown, LB  
Sept. 1 vs. UAB
- 1997 — Eric Vann, RB  
Sept. 15 vs. Missouri
- 1997 — Jason Harris, Special Teams  
Nov. 3 vs. Iowa State
- 1998 — Harrison Hill, Special Teams  
Sept. 28 at UAB

- 1998 — David Winbush  
Oct. 26 vs. Colorado
- 1998 — Steve Bratten, LB  
Oct. 26 vs. Colorado
- 1999 — Carl Nesmith, Special Teams  
Nov. 22 vs. Iowa State
- 2000 — Algie Atkinson, LB  
Sept. 16 vs. UAB
- 2000 — Marcus Rogers, LB  
Oct. 21 vs. Colorado
- 2001 — Reggie Duncan, RB  
Oct. 6 at Texas Tech
- 2001 — Johnny Beck, Special Teams  
Oct. 6 at Texas Tech
- 2002 — Gregg Heaggans, Sp. Teams  
Sept. 14 vs. Missouri State
- 2003 — Rodney Fowler, S  
Nov. 24 vs. Iowa State
- 2004 — Brandon Rideau, Sp. Teams  
Sept. 6 vs. Tulsa
- 2004 — David McMillan, DE  
Nov. 22 at Missouri
- 2005 — Brandon Perkins, LB  
Sept. 19 vs. Louisiana Tech
- 2005 — Charlton Keith, DE  
Nov. 7 vs. Nebraska
- 2005 — Scott Webb, PK, Sp. Teams  
Nov. 28 vs. Iowa State
- 2006 — Jon Cornish, RB  
Nov. 20 vs. Kansas State
- 2007 — Marcus Herford, KR, Sp. Teams  
Sept. 20 vs. Southeastern La.
- 2007 — Scott Webb, PK, Sp. Teams  
Oct. 22 vs. Colorado
- 2007 — Todd Reesing, QB (Co)  
Nov. 19 vs. Iowa State
- 2008 — Todd Reesing, QB  
Dec. 1 vs. Missouri
- 2008 — Darrell Stuckey, S  
Dec. 1 vs. Missouri
- 2009 — Maxwell Onyegbule, DE  
Sept. 12 vs. UTEP
- 2010 — Justin Springer, LB  
Sept. 11 vs. Georgia Tech
- 2010 — D.J. Beshears, KR, Sp. Teams  
Sept. 25 vs. New Mexico State
- 2011 — D.J. Beshears, KR, Sp. Teams  
Sept. 10 vs. Northern Illinois

## Willie Pless Tackler of the Year Award

Willie Pless, the all-time leading tackler at Kansas and the Big Eight, was honored in 1985 with the establishment of an annual award in his name. The Willie Pless Tackler of the Year Award is presented to the KU leader in tackles each season. The award was established as a gift from Gene, Bernie and Todd Morgan of Kansas City.

- 1985 — Willie Pless (191 tackles)
- 1986 — Rick Bredesen (106)
- 1987 — Curtis Moore (103)
- 1988 — Curtis Moore (170)
- 1989 — Roger Robben (146)
- 1990 — Hassan Bailey (89)
- 1991 — Doug Terry (93)
- 1992 — Hassan Bailey (79)
- 1993 — Clint Bowen (114)
- 1994 — Ronnie Ward (98)
- 1995 — Jason Thoren (119)
- 1996 — Ronnie Ward (121)
- 1997 — Tony Blevins (97)
- 1998 — Michael Allen (120)
- 1999 — Andrew LeClair (102)
- 2000 — Carl Nesmith (103)
- 2001 — Marcus Rogers (97)
- 2002 — Greg Cole (106)
- 2003 — Nick Reid (133)
- 2004 — Nick Reid (109)
- 2005 — Nick Reid (112)
- 2006 — Mike Rivera (90)
- 2007 — Joe Mortensen (106)
- 2008 — James Holt (105)
- 2009 — Darrell Stuckey (93)
- 2010 — Steven Johnson (95)
- 2011 --- Steven Johnson (120)



DEZMON BRISCOE





Academic All-Conference (First Team Only)

- 1954 - Terry McIntosh, B
1955 - George Remsberg, G
1956 - Ron Claiborne, G
1957 - Dale Remsberg, E
1958 - Bill Blasi, T
1960 - Sam Simpson, E
1962 - Ron Oelschlager, B
1963 - Ron Oelschlager, B
1964 - Fred Elder, T
1965 - Ron Oelschlager, B
1965 - Mike Shinn, T
1965 - Bruce Peterson, T
1966 - Bill Wohlford, G
1966 - Bruce Peterson, T
1966 - Bill Wohlford, G
1967 - Mike Sweatman, LB
1967 - Willie McDaniel, G
1967 - Mike Sweatman, LB
1968 - Dave Morgan, DB
1968 - John Mosier, E
1968 - Ken Wertzberger, G
1968 - Dale Evans, C
1968 - Dave Morgan, DB
1969 - Dave Aikins, G
1969 - Dale Evans, C
1969 - Steve Carmichael, E
1970 - Mike McCoy, C
1971 - Mike McCoy, C
1971 - Phil Basler, DT
1971 - John Schroll, TE
1972 - John Schroll, TE
1972 - Ken Saathoff, WR
1972 - Steve Towle, LB
1972 - John Bryant, T
1973 - Ken Saathoff, TE
1973 - Kurt Knoff, SS
1974 - Ken Saathoff, WR
1974 - Kurt Knoff, SS

- 1976 - Tom Fitch, SS
1976 - Nolan Cromwell, QB
1977 - Tom Fitch, SS
1978 - Frank Wattlelet, SS
1979 - Brian Bethke, QB
1979 - Frank Wattlelet, SS
1980 - Jeff Fox, DT
1981 - Dan Wagoner, CB
1982 - Bruce Kallmeyer, K
1982 - Tim Friess, E
1983 - Mark Henderson, FB
1983 - Steve Cole, S
1984 - Mark Henderson, FB
1984 - Quintin Schonewise, T
1984 - Dodge Schwartzburg, K
1985 - Wayne Ziegler, S
1985 - Kevin Harder, S
1985 - Willie Pless, LB
1985 - Mike Norseth, QB
1986 - Wayne Ziegler, S
1986 - Mark Henderson, FB
1986 - Kevin Harder, S
1987 - Mike Orth, QB
1988 - Curtis Moore, LB
1988 - Rob Newson, S
1988 - Dave Grattan, OG
1989 - John Baker, TE
1989 - Mark Koncz, DT
1990 - Curtis Moore, LB
1990 - Christopher Perez, OT
1990 - Maurice Douglas, FB
1990 - Smith Holland, OG
1991 - Dan Eichloff, P/K
1991 - Gilbert Brown, DT
1991 - Kenny Drayton, WR
1991 - Paul Friday, DB
1992 - Don Davis, LB
1992 - Dan Eichloff, P/K
1992 - Chad Fette, TE
1992 - Chip Hilleary, QB
1992 - Trace Liggett, OG
1992 - Dave Marcum, C
1992 - Pete Vang, TE
1993 - Greg Ballard, WR

- Derek Brown, OT
Jason Brown, DE
Joe Hornback, C
Jim Moore, TE
Larry Thiel, LB
Pete Vang, TE
1994 - Don Davis, LB
1994 - Chris Powell, FB
1994 - Jim Moore, TE
1995 - Darrin Simmons, P
1995 - Jim Moore, TE
1995 - Darrin Simmons, P
1996 - Jim Moore, TE
1997 - Tim Bowers, LB
1997 - Steve Bratten, LB
1997 - Greg Erb, DE
1997 - Tanner Hancock, WR
1997 - Hamilton Hill, QB
1997 - Shane Rooney, TE
1998 - Tim Bowers, LB
1998 - Greg Erb, DB
1998 - Charlie Hoag, WR
1998 - Jason Stevenson, OL
1998 - Brandon Wier, DB
1999 - Tim Bowers, LB
1999 - Greg Erb, DB
1999 - Charlie Hoag, WR
1999 - Justin Sands, OL
1999 - Brandon Wier, DB
2000 - Tim Bowers, LB
2000 - Jake Letourneau, DB
2000 - Brandon Wier, DB
2001 - Jake Letourneau, DB
2001 - Brandon Wier, DB
2001 - Barry Goodrich, WR
2001 - Jason Farley, TE
2002 - Zach Dyer, S
2002 - Barry Goodrich, WR
2002 - Justin Henry, OL
2002 - Jake Letourneau, S
2002 - Derick Mills, WR
2002 - Travis Watkins, DT
2002 - Darren Rus, LB
2003 - Derick Mills, WR
2003 - Johnny Beck, PK
2003 - Kevin Kane, LB
2003 - Jonathan Lamb, SS
2004 - Kevin Kane, LB
2004 - Jonathan Lamb, WR
2004 - John Nielsen, QB
2004 - Matt Thompson, OL
2004 - Brandon Watkins, TE
2004 - Travis Watkins, DT
2005 - Kevin Kane, LB
2005 - Jonathan Lamb, WR
2005 - Matt Thompson, OL
2006 - Dane Broadie, PK
2006 - Russell Brorsen, DE
2006 - Jeff Foster, WR
2006 - Zack Hood, LS
2006 - Jonathan Lamb, WR
2006 - John Larson, DE
2006 - Scott Webb, PK
2007 - Russell Brorsen, DE
2007 - Micah Brown, WR
2007 - Jeff Foster, WR
2007 - John Larson, DE
2007 - Sadiq Muhammed, DB
2007 - Todd Reesing, QB
2007 - Mike Rivera, LB
2007 - Brian Seymour, DB
2007 - Jake Sharp, RB
2007 - Scott Webb, PK
2007 - Jeff Wheeler, DE
2008 - Jacob Branstetter, PK
2008 - Russell Brorsen, DE
2008 - Drew Dudley, LB

- John Larson, DE
Todd Reesing, QB
Mike Rivera, LB
Justin Springer, LB
2009 - Tim Biere, TE
2009 - Jacob Branstetter, PK
2009 - Drew Dudley, LB
2009 - Trevor Marrongelli, OL
2009 - Olaitan Oguntodu, S
2009 - Todd Reesing, QB
2009 - Justin Springer, LB
2009 - Brad Thorson, OL
2010 - Tim Biere, TE
2010 - Brian Blackwell, S
2010 - Jacob Branstetter, PK
2010 - Drew Dudley, LB
2010 - Steven Foster, FB
2010 - Trevor Marrongelli, OL
2010 - Olaitan Oguntodu, S
2010 - Tyler Patmon, CB
2010 - Reece Petty, WR
2010 - Justin Puthoff, FB
2010 - Alex Smith, OL
2010 - Riley Spencer, OL
2010 - Justin Springer, LB
2010 - Brad Thorson, OL
2011 - Tim Biere, TE
2011 - Brian Blackwell, LB
2011 - Gavin Howard, OL
2011 - Chase Knighton, WR
2011 - Trevor Marrongelli, OL
2011 - Quinn Mecham, QB
2011 - Shane Smith, DT
2011 - Keeston Terry, S

Three-Time Academic First Team All-Conference

- Ron Oelschalager, 1962-64
Ken Saathoff, 1972-74
Jim Moore, 1994-96
Greg Erb, 1997-99
Jake Letourneau, 2000-02
Kevin Kane, 2003-05
Russell Brorsen, 2006-08
John Larson, 2006-08
Jacob Branstetter, 2008-10
Drew Dudley, 2008-10
Justin Springer, 2008-10
Tim Biere, 2009-11
Trevor Marrongelli, 2009-11

Four-Time Academic First Team All-Conference

- Tim Bowers, 1997-2000
Brandon Wier, 1998-2001
Jonathan Lamb, 2003-06

First Team Athletic and Academic All-Conference In Same Season

- Mike Sweatman, 1966
Mike Sweatman, 1967
John Mosier, 1968
Dale Evans, 1969
John Schroll, 1971
Kurt Knoff, 1973
Kurt Knoff, 1974
Tom Fitch, 1977
Willie Pless, 1985
Dan Eichloff, 1991
Dan Eichloff, 1992
Chip Hilleary, 1992



TREVOR MARRONGELLI



## NCAA STATISTICAL RANKINGS

### TEAM (top 15)

#### Rushing Offense

1950 — 4th (311.6)  
 1961 — 13th (228.6)  
 1963 — 5th (243.1)  
 1968 — 5th (299.9)  
 1975 — 7th (317.1)  
 1976 — 4th (297.4)  
 1992 — 13th (232.1)  
 1994 — 8th (247.1)

#### Passing Offense

1939 — 10th (101.1)  
 1941 — 11th (119.6)  
 1942 — 12th (115.9)  
 1949 — 12th (153.3)  
 1972 — 13th (207.9)  
 1973 — 10th (194.5)  
 1983 — 4th (286.0)  
 1985 — 15th (254.7)  
 2008 — 8th (305.6)  
 2009 — 7th (310.33)

#### Total Offense

1947 — 11th (336.6)  
 1950 — 11th (396.8)  
 1968 — 9th (442.0)  
 2007 — 8th (479.77)

#### Scoring

1968 — 3rd (38.0)  
 1992 — 11th (31.8)  
 2007 — 2nd (42.77)

#### Rushing Defense

1961 — 14th (113.9)  
 1992 — 20th (125.7)  
 2005 — 3rd (83.3)  
 2007 — 8th (94.77)

#### Passing Defense

1939 — 1st (34.1)  
 1953 — 8th (61.0)  
 1957 — 15th (61.2)  
 1960 — 3rd (48.3)  
 1973 — 10th (90.4)  
 1981 — 4th (104.5)  
 1982 — 2nd (127.5)  
 1986 — 12th (145.5)  
 1987 — 3rd (110.2)

#### Total Defense

1960 — 7th (189.5)  
 2005 — 11th (303.3)  
 2007 — 12th (317.31)

#### Scoring Defense

2007 — 4th (16.38)

#### Tackles for Loss

2005 — 6th (8.67)

#### Net Punting

1995 — 8th (39.4)

#### Punting

1959 — 2nd (42.9)  
 1960 — 12th (40.1)  
 1966 — 6th (41.9)  
 1978 — 11th (39.0)  
 1979 — 12th (38.1)  
 1980 — 15th (39.2)  
 1982 — 4th (41.5)

#### Punt Returns

1994 — 9th (12.1)  
 1996 — 1st (19.45)  
 2003 — 9th (13.85)  
 2006 — 11th (13.50)

#### Kickoff Returns

1993 — 11th (23.7)  
 1994 — 12th (22.8)  
 2007 — 7th (25.21)

#### Turnover Margin

1996 — 9th (1.00)  
 2007 — 1st (1.62)

### INDIVIDUAL (top 10)

#### Rushing

1950 — Wade Stinson, 5th (1,129)  
 1962 — Gale Sayers, 3rd (1,125)  
 1963 — Gale Sayers, 3rd (917)  
 1991 — Tony Sands, 7th (1,442)  
 1996 — June Henley, 10th (1,349)  
 2006 — Jon Cornish, 7th (121.42)

#### Passing

1942 — Ray Evans, 1st (1,117)  
 1973 — David Jaynes, 4th (2,131)  
 2008 — Todd Reesing, 7th (299.08)  
 2009 — Todd Reesing, 6th (301.33)

#### Passing Efficiency

2003 — Bill Whittemore, 9th (154.7)

#### Completions

2008 — Todd Reesing, 9th (25.31)  
 2009 — Todd Reesing, 4th (26.05)

#### Receptions

1942 — Otto Schnellbacher, 8th (25)  
 1985 — Richard Estell, 8th (70)  
 2008 — Kerry Meier, T-6th (7.46)  
 2009 — Kerry Meier, 4th (8.50)  
 2009 — Dezmon Briscoe, 9th (7.64)

#### Receiving Yards

2008 — Dezmon Briscoe, 4th (108.2)  
 2009 — Dezmon Briscoe, 5th (121.55)

#### Total Offense

1942 — Ray Evans, 4th (1,410)  
 1967 — Bobby Douglass, 10th (1,741)  
 1983 — Frank Seurer, 10th (2,660)  
 1985 — Mike Norseth, 5th (3,214)  
 2008 — Todd Reesing, 8th (316.31)  
 2009 — Todd Reesing, 4th (311.25)

#### All-Purpose Yards

1996 — June Henley, 6th (117.3)

#### Scoring

1951 — Bud Laughlin, 10th (78)  
 1983 — Bruce Kallmeyer, 6th (98)

#### Points Responsible For

2003 — Bill Whittemore, 10th (17.2)

#### Field Goals

1958 — John Suder, 2nd (3)  
 1983 — Bruce Kallmeyer, 2nd (24)  
 1991 — Dan Eichloff, 2nd (18)

#### Tackles For Loss

2005 — Charlton Keith, 9th (1.75)

#### Interceptions

1942 — Ray Evans, 1st (10)  
 2004 — Charles Gordon, 1st (7)  
 2006 — Aqib Talib, 4th (0.60)

#### Forced Fumbles

2008 — James Holt, 3rd (0.46)

#### Passes Defended

2006 — Aqib Talib, 1st (2.80)

#### Kickoff Returns

1994 — Ashaundai Smith, 6th (26.4)

#### Punting

1950 — Dolph Simons, 7th (41.2)  
 1954 — Ted Rohde, 2nd (44.7)  
 1955 — Ted Rohde, 3rd (42.3)  
 1956 — Ted Rohde, 6th (41.6)  
 1959 — John Hadl, 1st (45.6)  
 1966 — Dave Morgan, 7th (42.4)  
 1968 — Bill Bell, 7th (41.8)  
 1979 — Mike Hubach, 8th (42.5)  
 1980 — Bucky Scribner, 6th (44.1)  
 1981 — Bucky Scribner, 12th (43.8)  
 1982 — Bucky Scribner, 3rd (45.8)  
 1995 — Darrin Simmons, 6th (43.8)

#### Punt Returns

1949 — Bud French, 5th (15.2)  
 1952 — Gil Reich, 6th (17.2)  
 1961 — John Hadl, 7th (11.2)  
 1986 — Milt Garner, 5th (13.8)

### NCAA RECORDS

#### Rushing Attempts (Half)

34, Tony Sands vs. Missouri, 1991

#### Rushing Attempts (Game)

58, Tony Sands vs. Missouri, 1991

#### Most Rushing Yards Two Players Same Team (Game)

476, Tony Sands (396) and Chip Hilleary (80) vs. Missouri, 1991

#### Rank in Top 12 In Punting and Field Goals

Dan Eichloff, 1991 (12th/3rd)

#### Interception Returns For TD by a LB (Game)

2, Patrick Brown vs. UAB, 1997

#### All-Purpose Plays (Game)

58, Tony Sands vs. Missouri, 1991

### OTHER NCAA RANKINGS

#### INDIVIDUAL

#### Rushing Yards (Game)

2, 396, Tony Sands vs. Missouri, 1991

#### Rushing Yards By A Quarterback (Season)

19, 1,124, Nolan Cromwell, 1975

#### Sacks (Game)

5, 4.5, Brandon Perkins vs. La. Tech, 2005

#### Punting Average (Career)

9, 44.6, Bucky Scribner, 1980-82

#### Longest Rush

1, 99, Eric Vann vs. Oklahoma, 1997  
 1, 99, Gale Sayers vs. Nebraska, 1963

#### Longest Pass

16, 98, Kelly Donahoe to Willie Vaughn vs. Colorado, 1987

#### Longest Punt

3, 94, John Hadl vs. Oklahoma, 1959

#### Longest Field Goal

18, 61, Dan Eichloff vs. Ball State, 1992

### TEAM

#### Tackles For Loss (Game)

5, 18 vs. Southwest Missouri State, 2001



**Conference Statistical Champions (1937-present)**

(NOTE: Only rushing, passing and total offense/defense available prior to Big 12, 1996-present)

**Team**

**Rushing Offense**

1950 — 311.6  
1961 — 228.6  
1968 — 299.9  
1975 — 317.1

**Passing Offense**

1939 — 101.1  
1941 — 119.6  
1942 — 115.9  
1947 — 121.2  
1949 — 153.3  
1952 — 123.8  
1973 — 194.5  
1983 — 286.0  
1985 — 254.7

**Total Offense**

1968 — 442.0

**Scoring Offense**

2007 — 42.77

**Rushing Defense**

1947 — 109.2  
1992 — 125.7  
2005 — 83.2

**Passing Defense**

1939 — 34.1  
1945 — 94.4  
1983 — 159.1

**Total Defense**

1947 — 189.1  
1960 — 187.5  
2007 — 317.31

**Scoring Defense**

2007 — 16.38

**Punt Return Average**

1996 — 19.5  
2006 — 13.5

**Turnover Margin**

1996 — 1.00  
2007 — 1.62

**Individual**

**Rushing**

1937 — Clarence Douglass	376
1962 — Gale Sayers	1125
1963 — Gale Sayers	917
1970 — John Riggins	102.8
1975 — Nolan Cromwell, QB	102.1
1991 — Tony Sands	131.9
2006 — Jon Cornish	121.4

**Passing**

1941 — Ralph Miller	657
1942 — Ray Evans	1117
1948 — Dick Gilman	945
1952 — Jerry Robertson	868
1956 — Wally Stauch	596
1958 — Les Krull	661
1972 — Dave Jaynes	204.8
1973 — Dave Jaynes	193.7

**Passing Efficiency**

1981 — Frank Seuer	102.8
1985 — Mike Norseth	124.0

**Receptions**

1937 — Max Replogle	18
1942 — Otto Schnellbacher	25
1943 — Charlie Moffet	15
1945 — Norm Pumphrey	12



CHARLES GORDON

1946 — Otto Schnellbacher	16
1947 — Otto Schnellbacher	17
1952 — Charlie Hoag	16
1958 — Homer Floyd	15
1973 — Emmett Edwards	4.45
1981 — Wayne Capers	3.27
1985 — Richard Estell	5.83
1989 — Quintin Smith	6.36

**Total Offense**

1945 — Frank Pattee	480
1947 — Ray Evans	1018
1967 — Bobby Douglas	1741
1973 — David Jaynes	175.7
1985 — Mike Norseth	267.8

**Scoring**

1947 — Forrest Griffith	54
1951 — Bud Laughlin	78
1961 — Curtis McClinton	54

**Tackles**

2011 — Steven Johnson	120
-----------------------	-----

**Tackles For Loss**

2000 — Chris Johnson	24
2005 — Charlton Keith	21

**Quarterback Sacks**

1997 — Ron Warner	14.5
2000 — Chris Johnson	10.5
2005 — Brandon Perkins	9.5

**Interceptions**

2004 — Charles Gordon	0.64
2006 — Aqib Talib	0.60

**Passes Defended**

2006 — Aqib Talib	2.80
2007 — Aqib Talib	1.38

**Passes Broken Up**

2004 — Charles Gordon	15
-----------------------	----

**Punting**

1937 — Max Replogle	37.5
1938 — Jack Blanke	42.6
1939 — Frank Bukaty	40.3
1944 — Leroy Robinson	36.0
1954 — Ted Rohde	43.8
1955 — Ted Rohde	42.3
1959 — John Hadl	45.6
1960 — John Hadl	40.5
1965 — Bill Lynch	41.5
1966 — Dave Morgan	42.4
1967 — Bob Coble	42.7
1968 — Bob Coble	42.4
1979 — Mike Hubach	42.5
1980 — Bucky Scribner	44.1
1981 — Bucky Scribner	43.8
1982 — Bucky Scribner	45.8
1991 — Dan Eichloff	42.3

**Kickoff Return Average**

1996 — Eric Vann	25.1
------------------	------



BRANDON PERKINS





Name	At KU	Team (position)	Years
Amberg, John	1948-50	New York Giants (B)	1951-52
Bailey, Jim	1968-69	Baltimore Colts (DT)	1970-74
		New York Jets	1975
		Atlanta Falcons	1976-78
Banks, Chris	1992-94	Denver Broncos (OG)	1998-99
		Atlanta Falcons	2000-01
Bausch, Frank	1929-31	Boston Redskins (C)	1934-36
		Chicago Bears	1937-40
		Philadelphia Eagles	1940-41
Bausch, Jim	1929-30	Chicago Cardinals (B)	1934-36
Beeson, Terry	1973-76	Seattle Seahawks (LB)	1977-81
Bell, Bill S.	1968-69	Atlanta Falcons (PK)	1971-72
		New England Patriots	1973
Bernhardt, Roger	1971-72	New York Jets (G)	1974
		Kansas City Chiefs	1975
Black, Charlie	1921-23	Duluth Kelleys (E)	1925
Blevins, Tony	1993-4, 96-7	San Francisco 49ers (DB)	1998
		Indianapolis Colts	1999-00
Brew, Dorian	1992-95	Baltimore Ravens (DB)	1996-97
		San Diego Chargers	1997
Briscoe, Dezmon	2007-09	Tampa Bay Buccaneers (WR)	2010-11
Brown, Gilbert	1989-92	Green Bay Packers (DT)	1993-99, 01-03
Brown, Larry	1968-70	Pittsburgh Steelers (E,T)	1971-84
Bukaty, Fred	1958-60	Denver Broncos (FB)	1961
Butler, Mike	1973-76	Green Bay Packers (DT)	1977-82, 85
Byrd, Isaac	1995-96	Tennessee Titans (WR)	1997-99
		Carolina Panthers	2000-02
Campfield, Billy	1974-77	Philadelphia Eagles (RB)	1978-82
		New York Giants	1983
Capers, Wayne	1979-82	Pittsburgh Steelers (WR)	1983-84
		Indianapolis Colts	1985-86
Coan, Bert	1961	San Diego Chargers (RB)	1962
		Kansas City Chiefs	1963-68
Collins, Anthony	2005-07	Cincinnati Bengals (OT)	2008-11
Colter, Jeff	1981-83	Minnesota Vikings (DB)	1984
		Kansas City Chiefs	1987
Conley, Steve	1969-71	Cincinnati Bengals (RB)	1972
		St. Louis Cardinals	1973
Criswell, Kirby	1977-79	St. Louis Cardinals (DE)	1980-81
Cromwell, Nolan	1973-76	Los Angeles Rams (DB)	1977-87
Davis, Dick	1959-61	Kansas City Chiefs (DE)	1962
Davis, Don	1991-94	New Orleans Saints (LB)	1996-98
		Tampa Bay Buccaneers	1998-00
		St. Louis Rams	2001-02
		New England Patriots	2003-06
Davison, Andrew	1998-01	New York Jets (DB)	2002, 04
		Dallas Cowboys	2003
Dercher, Dan	1996-98	San Francisco 49ers (OT)	1999-00
Detwiler, John	1912-14	Hammond Pros (HB/QB)	1923-24
Dinkel, Tom	1974-77	Cincinnati Bengals (LB)	1978-83, 85
Douglass, Bobby	1966-68	Chicago Bears (QB)	1969-75
		San Diego Chargers	1975
		New Orleans Saints	1976-77
		Green Bay Packers	1978
Dwyer, Nate	1997-01	Arizona Cardinals (DT)	2001-02
Edwards, Emmett	1972-74	Houston Oilers (WR)	1975
		Buffalo Bills	1976
		Kansas City Chiefs (WR)	1987
Estell, Richard	1982-85	New York Giants (G)	1948-50
Ettinger, Don	1941, 46-47	Pittsburgh Steelers (RB)	1948
Evans, Ray R.	1941-2, 46-7	New England Patriots (G)	1984-90
Fairchild, Paul	1981-83	Buffalo Bills (TE)	2008
Fine, Derek	2003-07	Cleveland Browns (LB)	1956-66
Fiss, Galen	1950-52	Kansas City Chiefs (S)	1994
Gay, Matt	1989-92	Kansas City Chiefs (DB)	1977
Golub, Chris	1974-76	San Diego Chargers (LB)	1974-79
Goode, Don	1971-73	Cleveland Browns	1980-81
Gordon, Charles	2003-05	Minnesota Vikings (WR)	2006-08
Griffith, Forrest	1946-49	New York Giants (RB)	1950-51
Hadl, John	1959-61	San Diego Chargers (QB)	1962-72
		Los Angeles Rams	1973-74
		Green Bay Packers	1974-75
		Houston Oilers	1976-77



**BOBBY DOUGLASS**

Name	At KU	Team (position)	Years
Hageman, Fred	1959-60	Washington Redskins (C)	1961-64
Hantla, Bob	1951-53	San Francisco 49ers (G)	1954-55
Harris, Chris	2007-10	Denver (CB)	2011
Hartwig, Justin	1997-01	Tennessee Titans (C/G)	2002-05
		Carolina Panthers (G)	2006-07
		Pittsburgh Steelers (C)	2008
Harvey, George	1964, 66	New Orleans Saints (G)	1967
Hempstead, Hessley	1990-94	Detroit Lions (OG)	1995-97
Henley, June	1993-95	St. Louis Rams (RB)	1998
Henry, Marcus	2004-07	New York Jets (WR)	2008
Holloway, Johnny	1985	Dallas Cowboys (DB)	1986
		St. Louis Cardinals	1987
Hubach, Mike	1976-79	New England Patriots(PK)	1980-81
Irvin, LeRoy	1976-79	Los Angeles Rams (DB)	1980-89
Jaynes, David	1971-73	Kansas City Chiefs (QB)	1974
Jessie, Ron	1969-70	Detroit Lions (WR)	1971-74
		Los Angeles Rams	1975-79
		Buffalo Bills	1980-81
Johnson, Bobby	1981-83	New York Giants (WR)	1984-86
Johnson, Mike	1963-65	Dallas Cowboys (RB)	1966-69
Jones, Adrian	2000-03	New York Jets (OT)	2004-07
		Kansas City Chiefs (OT)	2008
Jones, E.J.	1981-83	Kansas City Chiefs (RB)	1985
		Dallas Cowboys	1987
Jones, Rod	1992-95	Cincinnati Bengals (OT)	1996-00
		St. Louis Rams	2001
		Washington Redskins	2002-03
Keith, Charlton	2004-05	Cleveland Browns (DL)	2006
Kennard, George	1949-51	New York Giants (G)	1952-55
Knoff, Kurt	1972-75	Houston Oilers (DB)	1977-78
		Minnesota Vikings	1979-82
Kvaternick, Zvonmir	1931-33	Pittsburgh Steelers (RB)	1934
Lassiter, Kwamie	1992-94	Arizona Cardinals (DB)	1995-02
		San Diego	2003
Laughlin, Henry	1950-51, 54	San Francisco 49ers (B)	1955
Lawson, Steve	1968-70	Cincinnati Bengals (G)	1971-72
		Minnesota Vikings	1973-75
Lemon, Mike	1973-74	New Orleans Saints (LB)	1975
		Tampa Bay Buccaneers	1976-77
Lewis, Eddie	1973-75	San Francisco 49ers (DB)	1976-79
		Detroit Lions	1979-80
Loneker, Keith	1989-92	St. Louis Rams (OT)	1993-95
Mason, Lindsay	1975-77	Los Angeles Raiders (T)	1978-81
		San Francisco 49ers	1982
		New York Giants (DT)	1994
Maumalanga, Chris	1990-93	Arizona Cardinals	1994-95
		St. Louis Rams	1997



Name	At KU	Team (position)	Years
McBurrows, Gerald	1991-94	St. Louis Rams (DB) Atlanta Falcons	1995-98 1999-03
McClinton, Curtis	1959-61	Kansas City Chiefs (RB)	1962-67
McCormack, Mike	1948-50	Cleveland Browns (T)	1954-62
McDermott, Sean	1995-99	Tampa Bay Buccaneers (LS) Houston Texans New England Patriots	2001 2002 2003-04
McMillan, David	2001-04	Cleveland Browns (LB)	2005-08
Mehring, Pete	1931-33	St. Louis Browns (T) Los Angeles Bulldogs Hollywood Bears	1934-36 1936-40 1941-42
Meier, Kerry	2006-09	Atlanta Falcons (WR)	2010-11
Merkel, Monte	1938-41	Chicago Bears (G)	1942-43
Miller, Robert L.	1972-74	Minnesota Vikings (RB)	1975
Mosier, John E.	1967-69	Denver Broncos (TE) Baltimore Colts New England Patriots	1971 1972 1973
Mrkonic, George	1950-52	Philadelphia Eagles (T)	1953
Nave, Stevan	1982-83,85-86	Cleveland Browns (LB)	1987
Nesmith, Dean	1933-35	New York Yankees (G)	1936
Nesmith, Ole	1932-34	Brooklyn Dodgers (FB) New York Yankees	1935 1936-40
Norris, Moran	1996-2000	New Orleans Saints (RB) Houston Texans San Francisco 49ers Detroit Lions	2001-02 2002-05 2006-07, 2009-11 2008
Norseth, Mike	1984-85	Cincinnati Bengals (QB) New York Jets	1987-88 1992
Oswald, Paul	1983-86	Pittsburgh Steelers (C) Atlanta Falcons (G)	1987 1988
Palmer, Gerry	1970-72	Kansas City Chiefs (G)	1975
Patterson, Elvis	1981-83	New York Giants (DB) San Diego Chargers Los Angeles Raiders Dallas Cowboys	1984-87 1987-89 1990-93 1993
Pierce, Don	1939-40	Brooklyn Dodgers (C) St. Louis Cardinals	1942 1943
Rideau, Brandon	2001-04	Cleveland Browns (WR) Chicago Bears	2005 2006-08
Riggins, John	1968-70	New York Jets (RB) Washington Redskins	1971-75 1976-79, 81-85
Roberts, Gene	1942	New York Giants (B)	1947-50
Sayers, Gale	1962-64	Chicago Bears (RB)	1965-71
Schaake, Elmer	1929-31	Portsmouth (B)	1932
Schick, Doyle	1958-60	Washington Redskins (LB)	1961
Schnellbacher, Otto	1942, 46-47	New York Giants (B)	1950-51
Schweda, Brian	1962-64	Chicago Bears (DE)	1966
Scott, Arthur (Dave)	1973-75	Atlanta Falcons (T)	1976-82
Scribner, Bucky	1980-82	Green Bay Packers (P)	1983-84
Seurer, Frank	1980-83	Kansas City Chiefs	1986-87
Smith, Greg	1977-78,	Minnesota Vikings (DL)	80-81, 84
Smith, Hugh	1960	Denver Broncos (E) Washington Redskins (E)	1962 1962
Smith, Laverne	1973-76	Pittsburgh Steelers (RB)	1977
Smith, Quintin	1986-89	Chicago Bears (WR)	1990
Spencer, Oliver	1950-52	Detroit Lions (T) Green Bay Packers Oakland Raiders	1953,56,59-61 1957-58 1963
Stapelton, George	1935-37	Phoenix Bulldogs (G)	1938
Stokes, Sims	1964	Dallas Cowboys (WR)	1967
Stubblefield, Dana	1990-92	San Francisco 49ers (DT) Washington Redskins Oakland Raiders	1993-97, 01-02 1998-00 2003
Stuckey, Darrell	2006-09	San Diego Chargers (S)	2010-11
Sutton, Mitch	1972-73	Philadelphia Eagles (DT)	1974-75
Sydney, Harry	1978-80	San Francisco 49ers Green Bay Packers	1987-91 1992
Talib, Aqib	2005-07	Tampa Bay Bucs (CB)	2008-11
Taylor, Steve	1973-75	Kansas City Chiefs (S)	1976
Terry, Doug	1989-91	Kansas City Chiefs	1992-95
Thompson, Broderick	1981-82	Dallas Cowboys (OT) San Diego Chargers Philadelphia Eagles	1985 1987-92 1993-94
Tomlinson, Dick	1947-49	Denver Broncos Pittsburgh Steelers (G)	1995-96 1950-51

Name	At KU	Team (position)	Years
Towle, Steve	1972-74	Miami Dolphins (LB)	1975-80
Ulrich, Hubert	1939-41	Miami Seahawks (E)	1946
Vanoy, Vernon	1967-68	New York Giants (DT) Green Bay Packers Houston Oilers	1971 1972 1973
Verser, David	1977-80	Cincinnati Bengals (WR) Tampa Bay Buccaneers	1981-84 1985
Wagoner, Danny	1978, 80-81	Detroit Lions (DB) Atlanta Falcons	1982-84 1985
Walton, Alvin	1984	Washington Redskins (DB)	1986-91
Ward, Ronnie	1992-94,96	Miami Dolphins (LB)	1997
Warner, Ron	1996-97	New Orleans Saints (LB) Tampa Bay Buccaneers	1998 2002-03
Wattlet, Frank	1978-80	New Orleans Saints (DB) Los Angeles Rams	1981-87 1987
Wellman, Mike	1976-77	Green Bay Packers (C)	1979-80
Whittaker, Scott	1993-96	Oakland Raiders (OG)	1997
Whitten, Bobby	1978-80	Cincinnati Bengals (T)	1981
Williams, Delvin	1971-73	San Francisco 49ers (RB) Miami Dolphins Green Bay Packers	1974-77 1978-80 1981
Wright, Sylvester	1991-94	Philadelphia Eagles (LB)	1995-96
Zook, John	1966-68	Atlanta Falcons (DT) St. Louis Cardinals (DE)	1969-75 1976-80

**JAYHAWKS IN THE SUPER BOWL**

Player	Team	Games
Gilbert Brown	Green Bay	XXXI*, XXXII
Larry Brown	Pittsburgh	IX*, X*, XIII*, XIV*
Isaac Byrd	Tennessee	XXXIV
Billy Campfield	Philadelphia	XV
Bert Coan	Kansas City	I
Nolan Cromwell	Los Angeles	XIV
Don Davis	St. Louis	XXXVI
Tom Dinkel	New England	XXXVIII*, XXXIX*
Paul Fairchild	Cincinnati	XVI
Justin Hartwig	New England	XX
Bobby Johnson	Pittsburgh	XLIII*
Rod Jones	New York Giants	XXI*
Steve Lawson	St. Louis	XXXVI
Lindsay Mason	Minnesota	VIII, IX
Curtis McClinton	Oakland	XV*
Sean McDermott	Kansas City	I, IV*
Robert Miller	New England	XXXVIII*
Mike Norseth	Minnesota	XI
Elvis Patterson	Cincinnati	XXIII
John Riggins	New York Giants	XXI*
Dana Stubblefield	Dallas	XXXVIII*
Harry Sydney	Washington	XVII*, XVIII
David Verser	San Francisco	XXIX*
Alvin Walton	San Francisco	XXIII*, XXIV*
Ron Warner	Cincinnati	XVI
* - Indicates Super Bowl Champion	Washington	XXII*
	Tampa Bay	XXXVII*

**JAYHAWKS IN THE PRO BOWL**

Frank Bausch	Chicago	1940
Larry Brown	Pittsburgh	1983
Nolan Cromwell	Los Angeles	1981-82-83-84
Galen Fiss	Cleveland	1963-64
John Hadl	San Diego	1965-66-69-70-73
LeRoy Irvin	Los Angeles	1974
Ron Jessie	Los Angeles	1986-87
Curtis McClinton	Dallas Texans	1977
Mike McCormack	Kansas City	1963
Pete Mehring	New York Yankees	1967-68
John Riggins	Cleveland	1952
Gale Sayers	Los Angeles Bulldogs	1957-58-61-62-63
Dana Stubblefield	New York Jets	1939
Delvin Williams	Chicago	1976
John Zook	San Francisco	1966-67-68-70
	San Francisco	1995-96-98
	San Francisco	1977
	Miami	1979
	Atlanta	1974



## KU in the NFL Draft

Year	Player (Pos)	Rd/Pick	Team
1938	Clarence Douglass (B)	9	Lions
1939	Dave Shirk (E)	18	Steelers
	Ferrel Anderson (G)	19	Brooklyn
1940	Bill Bunson (B)	14	Eagles
1942	Hubert Ulrich (E)	9	Browns
	Ralph Miller (B)	16	Brooklyn
1944	Ray Evans (B)	1	Bears
	Gene Long (G)	9	Patriots
	Warren Hodges (T)	26	Cardinals
	George Dick (E)	30	Lions
1947	Otto Schnellbacher (E)	23	Cardinals
	Bill Hogan (B)	29	Packers
1948	Otto Schnellbacher (E)	3	Yankees (AAFC)
	Don Ettinger (T)	11	Colts (AAFC)
		19	Giants
	Dick Monroe (C)	20	Cardinals
1949	Frank Pattee (B)	6	Colts (AAFC)
		23	Redskins
	Dick Monroe (C)	16	Hornets (AAFC)
	Dick Bertuzzi (B)	22	Bears
1950	Forrest Griffith (B)	5	Giants
	Bud French (B)	21	Bulldogs
	Dick Tomlinson (G)	21	Steelers
	Ed Lee (T)	27	Redskins
1951	Mike McCormack (T)	3	Yankees
	Wade Stinson (B)	5	Packers
	S.P. Garnett (T)	29	49ers
1952	Bob Brandenburg (B)	20	Browns
	Bud Laughlin (B)	25	49ers
1953	Gil Reich (B)	2	Packers
	George Mrkonig (G)	4	Eagles
	Ollie Spencer (T)	6	Lions
	Galen Fiss (B)	13	Browns
	Merlin Gish (C)	22	Colts
	Charlie Hoag (B)	26	Browns
1954	Bob Hanila (G)	5	49ers
	Harold Patterson (B)	14	Eagles
	Morris Kay (E)	18	49ers
	Joe Lundy (G)	26	Browns
1955	John Anderson (E)	21	Eagles
1956	Ralph Moody (B)	13	49ers
	Bev Butler (B)	26	Giants
1957	Bob Kraus (G)	11	Cardinals
	Don Feller (B)	14	Browns
	Ed Pretock (T)	16	Colts
	Tom Horner (T)	20	Cardinals
	Chet Van Alta (T)	22	Colts
	Ted Rohde (B)	26	Cardinals
	Frank Gibson (T)	30	Cardinals
1958	Ron Clairborne (T)	12	Rams
	Larry Carmer (B)	18	Lions
1959	John Peppercorn (E)	14	Steelers
	Homer Floyd (B)	26	Browns
1960	Fred Hagerman (C)	8	Giants (NFL)
1961	Curtis McClinton (HB)	14	Texans (AFL)
	Doyle Schick (B)	14	Redskins (NFL)
1962	John Hadl (QB)	3	Chargers (AFL)
		1	Lions (NFL)
	Bert Coan (HB)	14	Chargers (AFL)
		7	Redskins (NFL)
	Elvin Baenam (G)	23	Raiders (AFL)
	Roger McFarland (HB)	27	Oilers (AFL)
		20	49ers (NFL)
1963	Marv Clothier (G)	7	Cowboys
1965	Gale Sayers (RB)	1	Chiefs (AFL)
		1	Bears (NFL)
	Mike Shinn (E)	8	Packers
	Brian Schweda (T)	16	Broncos (AFL)
		11	Bears (NFL)
	Ron Oelschlager (HB)	19	Broncos (AFL)
1966	Willie Ray Smith (DB)	11	Chiefs (AFL)
	Mike Johnson (HB)	14	Raiders (AFL)

Year	Player (Pos)	Rd/Pick	Team
1967	George Harvey (G)	6/134	Saints
	Jeff Elias (TE)	17/444	Packers
	Steve Renko (FB)	15	Raiders (AFL)
1968	Bert Olson (WR)	10/266	Cowboys
1969	Bobby Douglass (QB)	2/41	Bears
	Vernon Vanoy (DE)	3/60	Giants
	John Zook (DE)	4/99	Rams
	Keith Christensen (T)	5/117	Saints
	Billy Hunt (DB)	12/341	Falcons
	Junior Riggins (RB)	16/409	Cardinals
1971	John Riggins (RB)	1/6	Jets
	Steve Lawson (G)	2/41	Bengals
	Larry Brown (TE)	5/106	Steelers
	Ron Jessie (WR)	8/206	Cowboys
1972	Bob Childs (G)	5/120	Rams
	Steve Conley (RB)	7/158	Bengals
	Karl Salb (DT)	14/340	Bills
	Steve Roach (LB)	15/380	Lions
	Kenny Page (LB)	15/381	Rams
1973	Roger Bernhardt (G)	3/76	Steelers
	Gary Palmer (T)	4/83	Colts
	Eddie Shears (LB)	9/233	Redskins
	Vince O'Neal (RB)	15/379	Bills
1974	Don Goode (LB)	1/15	Browns
	Delvin Williams (RB)	2/49	49ers
	Mitch Sutton (DT)	3/63	Eagles
	David Jaynes (QB)	3/66	Chiefs
	Delano Robinson (WR)	16/409	Raiders
1975	Emmett Edwards (WR)	2/40	Oilers
	Bruce Adams (WR)	4/103	Vikings
	Robert Miller (RB)	5/129	Vikings
	Steve Towle (LB)	6/143	Dolphins
	Mike Lemon (LB)	6/149	Saints
1976	Kurt Knoff (DB)	2/43	Broncos
	Eddie Lewis (DB)	2/57	49ers
	Dave Scott (T)	3/71	Falcons
	Steve Taylor (DB)	6/165	Chiefs
	Jeff Turner (LB)	9/241	Bills
1977	Mike Butler (DE)	1/9	Packers
	Nolan Cromwell (DB)	2/31	Rams
	Terry Beeson (LB)	2/41	Seahawks
	Laverne Smith (RB)	4/99	Steelers
	Skip Sharp (DB)	5/119	Eagles
	Chris Golub (DB)	7/177	Chiefs
	Waddell Smith (WR)	8/215	Chiefs
1978	Lindsay Martin (T)	3/82	Raiders
	Tom Dinkel (LB)	5/126	Bengals
	Norris Banks (RB)	5/130	Eagles
	Bill Campfield (RB)	11/288	Eagles
1979	Mike Wellman (C)	3/81	Rams
1980	Kirby Criswell (LB)	2/31	Bengals
	LeRoy Irvin (DB)	3/70	Rams
	Jim Zidd (LB)	5/123	Jets
	Mike Hubach (P)	11/293	Patriots
1981	David Verser (WR)	1/10	Bengals
	Lester Mickens (WR)	11/277	Saints
1982	Greg Smith (DT)	7/184	Chiefs
	Danny Wagoner (DB)	9/231	Lions
1983	Wayne Capers (WR)	2/52	Steelers
	Bucky Scribner (P)	11/299	Packers
1984	Paul Fairchild (G)	5/124	Patriots
	Bruce Kallmeyer (K)	7/184	Patriots
	Renwick Atkins (T)	7/187	Lions
1986	Alvin Walton (DB)	3/75	Redskins
	Lynn Williams (RB)	6/160	Rams
	Mike Norseth (QB)	7/174	Browns
	Johnny Holloway (WR)	7/185	Cowboys
1987	Paul Oswald (C)	11/289	Steelers
1991	Curtis Moore (LB)	10/267	Oilers
1992	Chris Perez (OT)	5/124	Dolphins
1993	Dana Stubblefield (DT)	1/26	49ers
	Gilbert Brown (DT)	3/79	Vikings
1994	Chris Maumalanga (DT)	4/128	Giants
1995	Gerald McBurrows (DB)	7/214	Rams
	Hessley Hempstead (OG)	7/228	Lions

Year	Player (Pos)	Rd/Pick	Team
1996	Dorian Brew (DB)	3/79	Dolphins
	Chris Banks (OG)	7/226	Broncos
	Rod Jones (OT)	7/219	Bengals
	L.T. Levine (RB)	7/235	Broncos
1997	Ronnie Ward (LB)	3/93	Dolphins
	June Henley (RB)	5/163	Chiefs
	Isaac Byrd (WR)	6/195	Chiefs
1998	Ron Warner (LB)	7/239	Saints
2001	Moran Norris (RB)	4/115	Saints
2002	Nate Dwyer (DT)	4/113	Cardinals
	Justin Hartwig (OT)	6/187	Titans
2004	Adrian Jones (OT)	4/132	Jets
2005	David McMillan (DE)	5/139	Browns
2008	Aqib Talib (CB)	1/20	Bucaneers
	Anthony Collins (OT)	4/112	Bengals
	Derek Fine (TE)	4/132	Bills
	Marcus Henry (WR)	6/174	Jets
2010	Darrell Stuckey (S)	4/110	Chargers
	Kerry Meier (WR)	5/165	Falcons
	Dezmon Briscoe (WR)	6/191	Bengals



AQIB TALIB





DAYMOND PATTERSON

vs. Associated Press Ranked Opponents

Date	Rk	Opponent	Result
Nov. 7, 1936	8	NEBRASKA	L 0-26
Nov. 6, 1937	6	NEBRASKA	T 13-13
Oct. 21, 1939	3	at Oklahoma	L 27-7
Nov. 25, 1939	10	MISSOURI	L 0-20
Nov. 22, 1941	18	MISSOURI	L 6-45
Nov. 24, 1945	16	MISSOURI	L 12-33
Nov. 9, 1946	16	OKLAHOMA	W 16-13
Jan. 1, 1948	13	GEORGIA TECH	L 14-20
Nov. 20, 1948	8	OKLAHOMA	L 7-60
Nov. 11, 1950	3	OKLAHOMA	L 13-33
Oct. 18, 1952	6	OKLAHOMA	L 20-42
Sept. 25, 1953	4	at UCLA	L 7-19
Sept. 25, 1954	8	UCLA	L 7-32
Oct. 16, 1954	1	OKLAHOMA	L 0-65
Nov. 6, 1954	20	NEBRASKA	L 20-41
Oct. 15, 1955	3	at Oklahoma	L 6-44
Oct. 20, 1956	1	OKLAHOMA	L 12-34
Sept. 28, 1957	9	OREGON STATE	L 6-34
Oct. 19, 1957	2	at Oklahoma	L 0-47
Sept. 20, 1958	8	TCU	L 0-42
Oct. 18, 1958	11	OKLAHOMA	L 0-43
Sept. 19, 1959	7	at TCU	L 7-14
Oct. 24, 1959	18	at Oklahoma	L 6-7
Oct. 1, 1960	2	SYRACUSE	L 7-14
Oct. 29, 1960	1	at Iowa	L 7-21
Nov. 19, 1960	1	at Missouri	W 23-7
Oct. 19, 1963	6	at Oklahoma	L 18-21
Nov. 7, 1964	6	at Nebraska	L 7-14
Nov. 5, 1966	6	NEBRASKA	L 13-24
Nov. 12, 1966	16	COLORADO	L 18-35
Oct. 14, 1967	8	NEBRASKA	W 10-0
Nov. 18, 1967	7	at Oklahoma	L 10-14
Oct. 12, 1968	9	at Nebraska	W 23-13
Nov. 23, 1968	13	MISSOURI	W 21-19
Jan. 1, 1969	3	vs. Penn State (Orange Bowl)	L 14-15

Date	Rk	Opponent	Result
Nov. 22, 1969	7	MISSOURI	L 21-69
Oct. 17, 1970	5	NEBRASKA	L 20-41
Oct. 16, 1971	1	at Nebraska	L 0-55
Nov. 6, 1971	13	COLORADO	L 14-35
Nov. 13, 1971	2	at Oklahoma	L 10-56
Sept. 30, 1972	16	FLORIDA STATE	L 22-44
Oct. 21, 1972	5	NEBRASKA	L 0-56
Oct. 28, 1972	15	IOWA STATE	L 8-34
Nov. 11, 1972	16	at Colorado	L 8-33
Nov. 18, 1972	4	OKLAHOMA	L 7-31
Oct. 6, 1973	9	at Tennessee	L 27-28
Oct. 20, 1973	11	at Nebraska	L 9-10
Nov. 17, 1973	3	at Oklahoma	L 20-48
Nov. 24, 1973	19	MISSOURI	W 14-13
Dec. 17, 1973	16	vs. NC State (Liberty Bowl)	L 18-31
Sept. 21, 1974	17	at Tennessee	L 3-17
Oct. 5, 1974	5	TEXAS A&M	W 28-10
Oct. 19, 1974	12	NEBRASKA	L 0-56
Nov. 16, 1974	1	OKLAHOMA	L 14-45
Oct. 11, 1975	4	at Nebraska	L 0-16
Nov. 8, 1975	12	at Oklahoma	W 23-3
Nov. 15, 1975	10	COLORADO	L 21-24
Nov. 22, 1975	18	MISSOURI	W 42-24
Oct. 16, 1976	6	OKLAHOMA	L 10-28
Oct. 30, 1976	9	NEBRASKA	L 3-31
Nov. 13, 1976	19	at Colorado	L 17-40
Nov. 20, 1976	19	at Missouri	W 41-14
Sept. 10, 1977	9	at Texas A&M	L 14-28
Sept. 17, 1977	14	at UCLA	L 7-17
Sept. 24, 1977	15	WASH. ST.	W 14-12
Oct. 1, 1977	1	at Oklahoma	L 9-42
Oct. 15, 1977	3	COLORADO	T 17-17
Nov. 12, 1977	12	at Nebraska	L 7-52
Sept. 9, 1978	13	TEXAS A&M	L 10-37
Sept. 16, 1978	18	at Washington	L 2-31
Sept. 23, 1978	8	UCLA	W 28-24
Oct. 7, 1978	13	at Colorado	L 7-17
Oct. 14, 1978	1	OKLAHOMA	L 16-17
Nov. 4, 1978	4	NEBRASKA	L 21-63
Sept. 15, 1979	16	at Pittsburgh	L 0-24
Sept. 22, 1979	11	at Michigan	L 7-28
Oct. 13, 1979	5	at Nebraska	L 0-42
Nov. 10, 1979	6	at Oklahoma	L 0-38
Sept. 20, 1980	5	PITTSBURGH	L 3-18
Oct. 11, 1980	10	NEBRASKA	L 0-54
Oct. 18, 1980	19	IOWA STATE	W 28-17
Nov. 8, 1980	11	OKLAHOMA	L 19-21
Oct. 31, 1981	12	at Nebraska	L 15-31
Oct. 30, 1982	6	NEBRASKA	L 0-52
Sept. 24, 1983	10	at USC	W 26-20
Oct. 29, 1983	14	at Oklahoma	L 14-45
Nov. 12, 1983	1	at Nebraska	L 13-67
Nov. 19, 1983	19	MISSOURI	W 37-27
Sept. 15, 1984	18	FLORIDA STATE	L 16-42
Oct. 20, 1984	12	at Okla. State	L 10-47
Oct. 27, 1984	2	OKLAHOMA	W 28-11
Nov. 10, 1984	2	NEBRASKA	L 7-41
Sept. 28, 1985	4	at Fla. State	L 20-24
Oct. 26, 1985	12	OKLA. STATE	L 10-17
Nov. 2, 1985	9	at Oklahoma	L 6-48
Nov. 16, 1985	2	at Nebraska	L 6-56
Nov. 1, 1986	4	OKLAHOMA	L 3-64
Nov. 15, 1986	6	NEBRASKA	L 0-70
Sept. 12, 1987	4	at Auburn	L 0-49
Oct. 10, 1987	2	at Nebraska	L 2-54
Oct. 31, 1987	1	OKLAHOMA	L 10-71
Sept. 17, 1988	6	at Auburn	L 7-56
Oct. 8, 1988	9	NEBRASKA	L 10-63
Oct. 29, 1988	8	at Oklahoma	L 14-63
Nov. 12, 1988	14	at Okla. State	L 24-63
Sept. 30, 1989	16	OKLAHOMA	L 6-45
Oct. 21, 1989	3	at Colorado	L 17-49
Nov. 11, 1989	6	at Nebraska	L 14-51
Sept. 1, 1990	15	VIRGINIA	L 10-59
Sept. 29, 1990	9	at Oklahoma	L 17-31
Oct. 13, 1979	3	at Miami	L 0-34
Oct. 20, 1990	14	COLORADO	L 10-41
Nov. 10, 1990	13	NEBRASKA	L 9-41
Oct. 26, 1991	21	at Oklahoma	L 3-41

Date	Rk	Opponent	Result
Nov. 9, 1991	11	NEBRASKA	L 23-59
Nov. 16, 1991	16	COLORADO	L 24-30
Nov. 9, 1992	7	at Nebraska	L 7-49
Nov. 16, 1992	18	COLORADO	L 18-25
Dec. 25, 1992	25	vs. BYU (Aloha Bowl)	W 23-20
Aug. 28, 1993	1	vs. Florida State (Kickoff Classic, N.J.)	L 0-42
Oct. 23, 1993	14	at Oklahoma	L 25-38
Nov. 6, 1993	6	NEBRASKA	L 20-21
Nov. 13, 1993	18	at Colorado	L 14-38
Oct. 6, 1994	19	KANSAS STATE	L 13-21
Nov. 5, 1994	1	at Nebraska	L 17-45
Nov. 12, 1994	7	COLORADO	L 26-51
Oct. 7, 1995	4	at Colorado	W 40-24
Oct. 21, 1995	15	at Oklahoma	W 38-17
Oct. 28, 1995	14	at Kansas State	L 7-41
Nov. 11, 1995	1	NEBRASKA	L 3-41
Dec. 25, 1995	25	vs. UCLA (Aloha Bowl)	W 51-30
Oct. 19, 1996	9	COLORADO	L 7-20
Oct. 26, 1996	5	at Nebraska	L 7-63
Nov. 9, 1996	13	KANSAS STATE	L 12-38
Oct. 25, 1997	1	NEBRASKA	L 0-35
Nov. 8, 1997	11	at Kansas State	L 16-48
Sept. 25, 1998	25	at Missouri	L 23-41
Oct. 3, 1998	18	TEXAS A&M	L 21-24
Oct. 17, 1998	8	at Nebraska	L 0-41
Oct. 24, 1998	17	COLORADO	W 33-17
Oct. 31, 1998	4	KANSAS STATE	L 54-6
Oct. 16, 1999	13	at Texas A&M	L 17-34
Oct. 30, 1999	8	NEBRASKA	L 17-24
Sept. 30, 2000	14	at Oklahoma	L 16-34
Oct. 7, 2000	4	KANSAS STATE	L 13-52
Nov. 4, 2000	6	at Nebraska	L 17-56
Nov. 11, 2000	19	TEXAS	L 16-51
Sept. 8, 2001	14	UCLA	L 17-41
Oct. 13, 2001	3	OKLAHOMA	L 10-38
Nov. 3, 2001	2	NEBRASKA	L 7-51
Nov. 10, 2001	5	at Texas	L 0-59
Nov. 2, 2002	14	KANSAS STATE	L 0-64
Sept. 27, 2003	23	MISSOURI	W 35-14
Nov. 8, 2003	19	NEBRASKA	L 3-34
Oct. 23, 2004	2	at Oklahoma	L 10-41
Nov. 13, 2004	6	TEXAS	L 23-27
Oct. 1, 2005	13	at Texas Tech	L 17-30
Nov. 12, 2005	2	at Texas	L 14-66
Nov. 26, 2005	25	IOWA STATE (OT)	W 24-21
Sept. 30, 2006	21	at Nebraska (ot)	L 32-39
Oct. 6, 2007	24	at Kansas State	W 30-24
Nov. 24, 2007	4	vs. Missouri (K.C.)	L 28-36
Jan. 3, 2008	5	vs. Virginia Tech (Orange Bowl)	W 24-21
Sept. 12, 2008	19	at South Florida	L 34-37
Oct. 18, 2008	4	at Oklahoma	L 31-45
Oct. 25, 2008	8	TEXAS TECH	L 21-63
Nov. 15, 2008	4	TEXAS	L 7-35
Nov. 29, 2008	12	vs. Missouri (K.C.)	W 40-37
Oct. 24, 2009	25	OKLAHOMA	L 13-35
Nov. 21, 2009	3	at Texas	L 20-51
Sept. 11, 2010	15	GEORGIA TECH	W 28-25
Nov. 13, 2010	9	at Nebraska	L 3-20
Nov. 20, 2010	12	OKLA. STATE	L 14-48
Nov. 27, 2010	15	vs. Missouri (K.C.)	L 7-35
Oct. 8, 2011	6	at Oklahoma State	L 28-70
Oct. 15, 2011	3	OKLAHOMA	L 17-47
Oct. 22, 2011	12	KANSAS STATE	L 21-59

vs. AP Ranked Teams:  
 All-time vs. AP Ranked Teams: 26-146-2  
 vs. Top 10: 9-86-2  
 vs. Top 5: 5-48-1  
 vs. Number 1: 1-12  
 at Home: 15-73-2  
 on Road: 8-68  
 Neutral: 3-5



## Kansas Football Week-by-Week AP Rankings

Year	Date	Rk	Next Opponent	Result
1947	Nov. 22	17	MISSOURI	W 20-14
	Nov. 29	13	at Arizona	W 54-28
	Jan. 1	13	vs. Georgia Tech*	L 14-20
1950	Nov. 11	19	OKLAHOMA	L 13-33
1951	Oct. 6	20	at Colorado	L 27-35
1952	Sept. 20	17	TCU	W 13-0
	Sept. 27	17	SANTA CLARA	W 21-9
	Oct. 4	9	COLORADO	W 21-12
	Oct. 11	9	at Iowa State	W 43-0
	Oct. 18	8	OKLAHOMA	L 20-42
	Oct. 25	15	at SMU	W 26-0
	Nov. 1	9	at Kansas State	W 26-6
	Nov. 8	7	NEBRASKA	L 13-14
	Nov. 15	19	OKLAHOMA STATE	W 12-7
	Nov. 22	18	at Missouri	L 19-20
1960	Sept. 24	7	at Kansas State	W 41-0
	Oct. 1	5	SYRACUSE	L 7-14
	Oct. 8	10	at Iowa State	W 28-14
	Oct. 15	9	OKLAHOMA	T 13-13
	Oct. 22	15	at Oklahoma State	W 14-7
	Oct. 29	19	at Iowa	L 7-21
	Nov. 5	10	NEBRASKA	W 31-0
	Nov. 12	10	COLORADO	W 34-6
	Nov. 19	11	at Missouri	W 23-7
1961	Sept. 23	8	at TCU	L 16-17
	Nov. 25	10	MISSOURI	L 7-10
1968	Sept. 21	12	at Illinois	W 47-7
	Sept. 28	12	INDIANA	W 38-20
	Oct. 5	8	NEW MEXICO	W 68-7
	Oct. 12	6	at Nebraska	W 23-13
	Oct. 19	4	OKLAHOMA STATE	W 49-19
	Oct. 26	3	at Iowa State	W 46-25
	Nov. 2	3	COLORADO	W 27-14
	Nov. 9	3	OKLAHOMA	L 23-27
	Nov. 16	7	at Kansas State	W 38-29
	Nov. 23	7	MISSOURI	W 21-19
	Jan. 1	6	vs. Penn State*	L 14-15
1973	Oct. 13	19	KANSAS STATE	W 25-18
	Oct. 20	18	at Nebraska	L 9-10
	Oct. 27	17	at Iowa State	W 22-20
	Nov. 3	18	OKLAHOMA STATE	T 10-10
	Nov. 10	18	COLORADO	W 17-15
	Nov. 17	20	at Oklahoma	L 20-48
	Nov. 24	17	MISSOURI	W 14-13
	Dec. 17	19	vs. N.C. State*	L 18-31
1974	Oct. 12	19	at Kansas State	W 20-13
	Oct. 19	13	NEBRASKA	L 0-56
1975	Nov. 15	17	COLORADO	L 21-24
	Dec. 26	19	vs. Pittsburgh	L 19-33
1976	Sept. 4	19	at Oregon State	W 28-16
	Sept. 18	13	KENTUCKY	W 37-16
	Oct. 2	9	WISCONSIN	W 34-24
	Oct. 9	8	at Oklahoma State	L 14-21
	Oct. 16	15	OKLAHOMA	L 10-28
1992	Sept. 24	24	CALIFORNIA	L 23-27
	Oct. 17	25	at Iowa State	W 50-47
	Oct. 24	22	OKLAHOMA	W 27-10
	Nov. 2	18	OKLAHOMA STATE	W 26-18
	Nov. 9	13	at Nebraska	L 7-49
	Nov. 16	20	COLORADO	L 18-25
	Nov. 23	22	at Missouri	L 17-22
	Dec. 25	22	vs. BYU*	W 23-20
1995	Oct. 7	24	at Colorado	W 40-24
	Oct. 14	10	IOWA STATE	W 34-7
	Oct. 21	7	at Oklahoma	W 38-17
	Oct. 28	6	at Kansas State	L 7-41
	Nov. 4	11	MISSOURI	W 42-23
	Nov. 11	10	NEBRASKA	L 3-41
	Nov. 18	15	at Oklahoma State	W 22-17
	Dec. 25	11	vs. UCLA*	W 51-30
1996	Aug. 29	25	vs. Ball State	W 35-10
	Sept. 14	24	at TCU	W 52-17

	Sept. 28	20	at Utah	L 42-45
	Oct. 7	20	BAYLOR	W 58-10
	Oct. 14	15	at Colorado	W 19-14
	Oct. 21	12	at Texas A&M	W 19-11
	Oct. 28	8	NEBRASKA	W 76-39
	Nov. 4	5	at Oklahoma State	W 43-28
	Nov. 11	4	IOWA STATE	W 45-7
	Nov. 18	2	vs. Missouri	L 28-36
	Nov. 25	7	Did Not Play	
	Dec. 2	8	vs. Virginia Tech*	W 24-21
2008	Aug. 30	14	FLORDIA INTL.	W 40-10
	Sept. 6	14	LOUISIANA TECH	W 29-0
	Sept. 12	13	at South Florida	L 34-37
	Sept. 20	19	SAM HOUSTON ST.	W 38-14
	Sept. 27	16	BYE	
	Oct. 4	16	at Iowa State	W 35-33
	Oct. 11	16	COLORADO	W 30-14
	Oct. 18	16	at Oklahoma	L 31-45
	Oct. 25	19	TEXAS TECH	L 21-63
2009	Sept. 5	25	NO. COLORADO	W 49-3
	Sept. 12	24	at UTEP	W 34-7
	Sept. 19	22	DUKE	W 44-16
	Sept. 26	20	SO. MISSISSIPPI	W 36-28
	Oct. 3	18	Bye	
	Oct. 10	16	IOWA STATE	W 41-36
	Oct. 17	17	at Colorado	L 30-34
	Oct. 24	24	OKLAHOMA	L 13-35

\*- Denotes a Bowl Game

## Final Rankings

Year	Ranking
1947	12 (AP)
1951	20 (UPI)
1960	11 (AP), 19 (UPI)
1961	15 (UPI)
1968	7 (AP), 6 (UPI)
1973	18 (AP), 115 (UPI)
1992	22 (AP), 22 (UPI), 23 (CNN/USA Today)
1995	9 (AP), 10 (UPI), (CNN/USA Today)
2007	7 (AP), 7 (USA Today), 8 (Harris), 8 (BCS)
2008	2008 (seven games)
2009	2009 (six games)
2010	2007 (seven games)
2010	2010 (seven games)
2006	2006 (seven games)
2005	2005 (six games)
1969	1969 (five games)
1996	1996 (five games)

## Home Attendance Avg.

Trail	Q	Opponent	Final
28 (45-17)	4th	COLORADO, 2010	52-45
26 (21-47)	3rd	at Iowa State, 1992	50-47
21 (0-21)	3rd	COLORADO, 1950	27-21
20 (0-20)	2nd	at Iowa State, 2008	35-33
20 (0-20)	1st	LOYOLA (CALIF.), 1951	34-26
19 (7-26)	2nd	IOWA STATE, 1953	53-33
15 (0-15)	2nd	at Oklahoma State, 1967	26-15
14 (0-14)	1st	at Oklahoma, 1995	38-17
14 (0-14)	1st	at Missouri, 1989	46-44
14 (7-21)	3rd	at Wyoming, 1963	25-21
14 (0-14)	1st	at Oklahoma State, 1962	36-17
13 (0-13)	1st	at Tulsa, 2002	43-33
13 (0-13)	3rd	MISSOURI, 1973	14-13
13 (0-13)	2nd	at Kansas State, 1956	20-15

## Comeback Ties

Trail	Q	Opponent	Final
20 (0-20)	2nd	NEBRASKA, 1920	20-20
13 (0-13)	4th	at Missouri, 1958	13-13

## Comebacks By Opponent

Trail	Q	Opponent	Final
25 (30-5)	2nd	TEXAS TECH, 2004	30-31
20 (20-0)	1st	TEXAS TECH, 2011	34-45
19 (19-0)	4th	at Colorado, 1961	19-20

## Victory Margins

Margin	Score	Opponent	Year
83	83-0	WASHINGTON (MO.)	1923
80	86-6	SOUTH DAKOTA STATE	1947
72	72-0	UAB	1994
62	62-0	SOUTHEASTERN LA.	2007
62	62-0	ST. MARY'S	1912
61	68-7	NEW MEXICO	1968
56	56-0	IOWA	1897
56	56-0	MIDLAND	1895
55	55-0	KANSAS STATE	1947
55	55-0	EMPORIA STATE	1909
52	55-3	FLORIDA INTERNATIONAL	2007
52	52-0	BALL STATE	1992
51	57-6	WICHITA STATE	1983

## Conference Victory Margins

Margin	Score	Opponent	Year
55	55-0	KANSAS STATE	1947
48	58-10	BAYLOR	2007
43	43-0	at Iowa State	1952
41	41-0	IOWA STATE	1991
41	41-0	at Kansas State	1960
41	55-14	at Oklahoma State	1949
40	47-7	at Kansas State	1950
39	42-3	COLORADO	1980

## Road Victory Margins

Margin	Score	Opponent	Year
48	48-0	at Washington (Mo.)	1924
46	53-7	at California	1961
46	46-0	at Arizona	1949
43	43-0	at Iowa State	1952
42	49-7	at Oregon State	1992
42	42-0	at South Dakota	1900

## Margins Of Defeat

Margin	Score	Opponent	Year
70	0-70	NEBRASKA	1986
65	0-65	OKLAHOMA	1954
64	0-64	KANSAS STATE	2002
61	10-71	OKLAHOMA	1987
61	3-64	OKLAHOMA	1986
61	0-61	IOWA NAVY PRE-FLIGHT	1942



## 1948 Orange Bowl

Jan. 1, 1948 at Miami, Fla.

### Georgia Tech 20, Kansas 14



Trailing 20-14 to Georgia Tech with the final minutes ticking away, Kansas appeared ready to upset the favored Engineers in the 14th annual Orange Bowl, only to have a lost fumble at the two-foot line dash all hopes. Georgia Tech scored first on a 24-yard pass play to take a 7-0 lead in the second quarter. Kansas answered, however, with a 65-yard drive, finished by Ray Evans' 12-yard scoring burst and the extra point by

Don Fambrough.

The third quarter proved pivotal, however, as Georgia Tech scored twice to take a 20-7 lead into the final stanza. Finding it difficult to move on the ground, Tech resorted to the air. As a result, Georgia Tech's quarterback Jim Still set an Orange Bowl record for most touchdown passes and best passing percentage, a .769 mark based on 10 completions in 13 attempts.

The Jayhawks, though, were not finished. A long pass from quarterback Bill Hogan to end Bryan Sperry moved the ball to the Georgia Tech 12. Hogan then lobbed a 12-yard scoring pass to Ray Evans. Soon afterwards Dick Monroe of Kansas recovered a Georgia Tech fumble at the Tech 42. Three plays later, Hogan completed a pass to end Otto Schnellbacher, putting the ball at the 26. Evans then sliced off three yards before pitching to Schnellbacher, who was forced out at the 10. Evans bolted nine yards to the one, and it appeared Kansas was ready to upset the Engineers.

But then disaster struck. Quarterback Lynne McNutt, attempting to sneak it in for the game-tying touchdown, lost the ball and the officials ruled that Tech's Rollo Phillips recovered it. Controversy raged as to whether McNutt actually fumbled or Phillips took it away from him amidst the pileup at the goal line. The game marked the end of the playing careers of two KU All-Americans: end Otto Schnellbacher and halfback Ray Evans. They were the first All-Americans ever named at Kansas.

<b>Kansas</b>	<b>0</b>	<b>7</b>	<b>0</b>	<b>7</b>	<b>- 14</b>
<b>Georgia Tech</b>	<b>0</b>	<b>7</b>	<b>13</b>	<b>0</b>	<b>- 20</b>

GTU - Patton 24 pass from Still (Bowen kick), 9:53 - 2  
 KAN - Evans 12 run (Fambrough kick), 6:30 - 2  
 GTU - Queen 16 pass from Still (Bowen kick), 9:08 - 3  
 GTU - Patton 4 pass from Still (kick failed), 1:20 - 3  
 KAN - Evans 12 pass from Hogan (Fambrough kick), 6:55 - 4

Weather: Sunny, 77 degrees  
Attendance: 59,578

<b>The Statistics</b>	<b>KU</b>	<b>GT</b>
First Downs	14	9
Rushing Yards	77	75
Passing Yards	158	129
Passes (Att-Comp)	19-10	19-11
Had Intercepted	1	0
Punts & Average	7-34	9-40
Fumbles Lost	1	1
Yards Penalized	37	70

## 1961 Bluebonnet Bowl

Dec. 16, 1961 at Houston, Texas

### Kansas 33, Rice 7



Sparked by a 41-yard run by quarterback John Hadl out of deep punt formation late in the first half, Kansas swept by Rice, 33-7, to claim the third annual Bluebonnet Bowl. Trailing 7-6 at the time and facing a fourth-and-six situation from the KU 40, Hadl faked the punt and raced 41 yards before being dropped at the Rice 19. Two plays later fullback Ken Coleman crashed over from the one to give the Jayhawks a

12-7 halftime lead.

The Jayhawks controlled the ball in the second half, scoring on drives of 50, 36 and 68 yards, while finishing the day with 76 offensive plays compared to only 47 for Rice. Hadl completed seven of 10 attempts for 64 yards. Coleman, voted the game's Most Outstanding Offensive Performer, finished with 107 yards rushing and two touchdowns.

The Jayhawks scored first with 5:05 remaining in the initial quarter, when Coleman went over from a yard out. It climaxed a 59-yard, nine-play drive. The extra point attempt by Bill Barnes was blocked. Rice answered that score with just 45 seconds left in the first quarter, when quarterback Randy Kerbow completed a five-yard scoring pass to flanker Johnny Burrell. The extra point was good to put the Owls on top for the one and only time.

That set the stage for Hadl's heroics and the Kansas domination. Two Kansas players - Hadl and fullback Curtis McClinton - signed professional contracts on the field immediately after the game. Hadl signed with the San Diego Chargers and McClinton with the Dallas Texans. Hadl finished his career with 2,382 yards total offense - 1,341 passing and 1,041 rushing. At the time that figure ranked second only to All-American Ray Evans, who 14 years earlier had led Kansas to its first bowl appearance. McClinton concluded his career with 1,414 yards rushing. At the time that figure was the fourth-best in Kansas history behind Charlie Hoag, Homer Floyd and Evans.

<b>Kansas</b>	<b>6</b>	<b>6</b>	<b>13</b>	<b>8</b>	<b>- 33</b>
<b>Rice</b>	<b>7</b>	<b>0</b>	<b>0</b>	<b>0</b>	<b>- 7</b>

KAN - Coleman 1 run (kick failed), 5:05 - 1  
 RICE - Burrell 5 pass from Kerbow (Blume kick), 0:45 - 1  
 KAN - Coleman 1 run (pass failed), 1:16 - 2  
 KAN - McClinton 6 run (Barnes kick), 9:02 - 3  
 KAN - McFarland 13 run (kick failed), 2:08 - 3  
 KAN - McFarland 12 run (Boydston pass from Hadl), 7:40 - 4

Weather: Rainy and humid, 63 degrees  
Attendance: 52,000

<b>The Statistics</b>	<b>KU</b>	<b>Rice</b>
First Downs	21	11
Rushes & Yards	66-293	27-58
Passing Yards	64	163
Passes (Att-Comp)	10-7	20-11
Had Intercepted	2	0
Punts & Average	3-37	6-31
Fumbles Lost	0	3
Yards Penalized	15	0

**Kansas**  
Rushing: Hadl 8-25, McFarland 12-60, McClinton 13-37, Coleman 18-107, Jarrett 5-23, Baughman 5-16, Wilson 4-20, Leiker 1-5  
Passing: Hadl 10-7-2, 64  
Receiving: Leiker 2-21, McFarland 1-14, McClinton 1-15, Boydston 1-5, Wilson 1-9, Deer 1-0

**Rice**  
Rushing: Blume 6-26  
Passing: Kerbow 16-10-0, 156

## 1969 Orange Bowl

Jan. 1, 1969 at Miami, Fla.

### Penn State 15, Kansas 14



In the never-to-be-forgotten "Twelfth Man Game," Penn State narrowly defeated Kansas, 15-14, with a second-chance two-point conversion in the waning seconds of the 35th annual Orange Bowl Classic. The Jayhawks thought they had won the game when they broke up Chuck Burkhart's conversion pass following Penn State's frantic touchdown with just 15 seconds remaining. Kansas was penalized, however, for having 12 men on the

field, and the Nittany Lions received another chance - this time from only one-and-a-half yards out instead of three. On that attempt Bob Campbell's thrust at the left side of his line produced the winning margin.

Kansas, playing in its third bowl game, scored in the opening quarter when Mike Reeves capped a nine-play, 45-yard drive by ramming over from the two. Pat Hutchens set the drive in motion by intercepting a Burkhart pass.

The Jayhawks took a 14-7 lead early in the fourth quarter, when Donnie Shanklin returned a punt 46 yards to the seven to set up a touchdown by John Riggins. The Jayhawks nursed the lead for nearly 12 minutes, once missing a first down by inches at the Penn State five while driving for what would have been a wrap-up touchdown. The game still appeared to be under control when Kansas kicked to the Nittany Lions at the 50 with 1:16 remaining. But on the next play Burkhart hit Campbell with a 47-yard pass that KU defender Billy Hunt lost in the lights. It took three plays to score from the three, but Burkhart finally got across on a bootleg play around left end to set the stage for the hectic finish.

Shanklin, who gained 122 yards while handling the ball 19 times on rushes, kick returns and pass receptions, was voted the game's outstanding performer.

The game was played before 77,719 fans, at that time the second-largest crowd ever to watch a Kansas football game, in addition to a national television audience. The game also marked the conclusion of the careers of two Kansas All-Americans - quarterback Bobby Douglass and defensive end John Zook.

<b>Kansas</b>	<b>7</b>	<b>0</b>	<b>0</b>	<b>7</b>	<b>- 14</b>
<b>Penn State</b>	<b>0</b>	<b>7</b>	<b>0</b>	<b>8</b>	<b>- 15</b>

KAN - Reeves 2 run (Bell kick), 3:05 - 1  
 PSU - Pitman 13 run (Garthwaite kick), 11:08 - 2  
 KAN - John Riggins 1 run (Bell kick), 12:38 - 4  
 PSU - Burkhart 3 run (Campbell run), 0:15 - 4

Weather: Cloudy, 65 degrees  
Attendance: 77,719

<b>The Statistics</b>	<b>KU</b>	<b>PSU</b>
First Downs	16	17
Rushes & Yards	59-76	55-207
Passing Yards	165	154
Passes (Att-Comp)	18-9	23-12
Had Intercepted	1	2
Return Yardage	52	31
Punts & Average	10-38	9-38
Fumbles Lost	0	2
Penalties & Yards	2-10	1-15

**Kansas**  
Rushing: Riggins 18-47, Shanklin 15-20, Reeves 3-7, Jackson 1-5, Jr. Riggins 2-5, Douglass 20-(-8)  
Passing: Douglass 17-9-4, 165, Shanklin 1-0-0, 0  
Receiving: Mosier 5-77, Shanklin 1-42, Jackson 1-19, McGowan 1-16, Jr. Riggins 1-11

**Penn State**  
Rushing: Campbell 18-101  
Passing: Burkhart 23-12-2, 154  
Receiving: Kwalick 6-74





## 1973 Liberty Bowl

Dec. 17, 1973 at Memphis, Tenn.

### North Carolina St. 31, Kansas 18



Playing in a bowl game for the fourth time in its history, Kansas was upset by North Carolina State, 31-18, in the 15th annual Liberty Bowl. The Jayhawks went into the game a slight favorite but fell after a controversial decision by an official in the third quarter, which was followed by three unanswered N.C. State touchdowns.

The play in question came early in the third quarter with the score tied, 10-10. Facing a fourth down and six situation from its own 44-yard line, N.C. State punted to KU's Bruce Adams at the 19. In heavy traffic Adams called for a fair catch but fell to the ground as the ball glanced off him. N.C. State's Ralph Stringer fell on the ball and the Wolfpack scored two plays later, when fullback Stan Fritz went over right guard from eight yards out. Ron Sewell's extra point put N.C. State on top, 17-10. Adams argued with officials that he was tripped on the fair catch but the officials refused to change their ruling.

The Wolfpack scored twice more before the Jayhawks' offense responded with a late fourth quarter scoring drive of its own. A drive of 80 yards in 17 plays, culminated by a 12-yard touchdown run by Charles Young, pushed N.C. State ahead, 24-10, with 4:50 remaining in the game. Less than a minute later N.C. State's Jim Henderson intercepted a David Jaynes pass in the flat and returned it 31 yards to put the Wolfpack out of reach, 31-10.

Jaynes, KU's All-American quarterback playing his last game for the Jayhawks, then led Kansas on a 74-yard drive in eight plays to cut the N.C. State margin to 31-18. Fullback Robert Miller, playing the best game of his career for KU, scored the touchdown on a brilliant 12-yard burst through the middle with just 34 seconds remaining. Jaynes then passed to Adams for a two-point conversion. Jaynes finished the game with 24 completions in 38 attempts for 218 yards. All of those figures represented Liberty Bowl records, and for his efforts Jaynes was named the game's Outstanding Offensive Performer.

<b>Kansas</b>	<b>0</b>	<b>10</b>	<b>0</b>	<b>8</b>	<b>- 18</b>
<b>NC State</b>	<b>7</b>	<b>3</b>	<b>7</b>	<b>14</b>	<b>- 31</b>

NCSU - Fritz 2 run (Sewell kick), 4:09 - 1  
 KAN - Miller 12 pass from Jaynes (Love kick), 14:15 - 2  
 NCSU - FG Sewell 33, 4:54 - 2  
 KAN - FG Love 28, 0:37 - 2  
 NCSU - Fritz 8 run (Sewell kick), 9:20 - 3  
 NCSU - Young 12 run (Sewell kick), 4:50 - 4  
 NCSU - Henderson 31 INT return (Sewell kick), 4:03 - 4  
 KAN - Miller 12 run (Adams pass from Jaynes), 0:34 - 4

Weather: Clear, 32 degrees  
 Attendance: 50,011

The Statistics	KU	NCSU
First Downs	24	17
Rushes & Yards	31-130	56-188
Passing Yardage	218	86
Passes (Att-Comp)	38-24	14-7
Had Intercepted	2	1
Return Yardage	7	44
Punts & Average	2-37	1-38
Fumbles Lost	1	0
Penalties & Yards	4-37	3-35

#### Kansas

Rushing: Miller 15-104, Williams 10-26, Jaynes 6-0  
 Passing: Jaynes 38-24-2, 218  
 Receiving: Adams 8-73, Edwards 4-38, Williams 4-31, Miller 4-19, Hosack 1-20, Saathoff 1-17, Ross 1-14, Smith 1-6

#### NC State

Rushing: Fritts 18-83  
 Passing: Shaw 8-5-1, 71  
 Receiving: Gargano 4-48

## 1975 Sun Bowl

Dec. 26, 1975 at El Paso, Texas

### Pittsburgh 33, Kansas 19



Playing in its fifth bowl game ever and second in three years, Kansas dropped a 33-19 decision to Pittsburgh in the 41st annual Sun Bowl. Behind three 100-plus yard rushing performances by All-American halfback Tony Dorsett (142), fullback Elliott Walker (123) and quarterback Robert Haygood (101), the Panthers built a 19-0 halftime lead and made that lead hold up in the second half to claim the triumph.

Walker opened the game's scoring with a brilliant 60-yard run on a pithout from Haygood. The score came with 2:11 remaining in the initial quarter after two earlier scoring threats by Kansas had faltered. The failure on those two occasions seemingly gave Pittsburgh the momentum it needed to capture the victory. The first came on the game's third play when KU quarterback Nolan Cromwell kept for 13 yards around end, then pitched to halfback Bill Campfield, who fled untouched to the end zone for what appeared to be an 83-yard scoring play. But the officials ruled it was an illegal forward pitch and the ball was brought back. The drive subsequently stalled. The second came just inside the six-minute mark in the first quarter when, facing a fourth-and-one at the Pitt 17, Cromwell appeared to easily make a first down with a sneak up the middle. But when the ball was spotted it was not enough, turning it over to the Panthers. Four plays later Walker scored from 60 yards out and the floodgates opened.

The Jayhawks did score first in the second half, giving some hope of a comeback. Halfback Laverne Smith, who finished the day with 118 yards rushing, dazzled the Panther defense with a 55-yard burst up the middle with 4:32 remaining in the third quarter. That made it 19-7, but with 12:49 remaining in the game Walker scored again for Pittsburgh, this time from two yards out, to erase all hopes of a KU comeback.

Smith later added a 17-yard touchdown run, which was followed by a 38-yard scoring pass from quarterback Scott McMichael to halfback Skip Sharp to close out the Kansas scoring. Nearly 4,000 KU faithful made the trip to El Paso to help comprise the record turnout of 30,272.

<b>Kansas</b>	<b>0</b>	<b>0</b>	<b>7</b>	<b>12</b>	<b>- 19</b>
<b>Pittsburgh</b>	<b>7</b>	<b>12</b>	<b>0</b>	<b>14</b>	<b>- 33</b>

PITT - Walker 60 run (Long kick), 2:11 - 1  
 PITT - Dorsett 8 run (kick failed), 14:42 - 2  
 PITT - Dorsett 2 run (run failed), 0:26 - 2  
 KAN - Smith 55 run (Swift kick), 4:32 - 3  
 PITT - Walker 2 run (Long kick), 12:49 - 4  
 KAN - Smith 17 run (kick failed), 6:11 - 4  
 PITT - Jones 7 pass from Haygood (Long kick), 3:15 - 4  
 KAN - Sharp 38 pass from McMichael (run failed), 2:02 - 4

Weather: Clear and sunny, 67 degrees  
 Attendance: 30,272

#### The Statistics

	KU	Pitt
First Downs	19	16
Rushes & Yards	67-342	53-372
Passing Yardage	76	60
Passes (Att-Comp)	14-4	13-8
Had Intercepted	1	2
Return Yardage	3	4
Punts & Average	5-37	5-35
Fumbles Lost	2	0
Penalties & Yards	5-25	10-95

#### Kansas

Rushing: Smith 16-118, Cromwell 24-99, Banks 13-64, Sharp 3-21, Wright 4-19, McMichael 1-8, Campfield 5-8, McCamy 1-5  
 Passing: McMichael 8-4-0, 76, Cromwell 6-0-1, 0  
 Receiving: Sharp 1-38, Fender 1-16, McCamy 1-14, Smith 1-8

## 1981 Hall of Fame Bowl

Dec. 31, 1981 at Birmingham, Ala.

### Mississippi State 10, Kansas 0



It will be remembered by Jayhawk fans as the 12-second game. That's the only way to describe Kansas' 10-0 loss to Mississippi State in the fifth annual Hall of Fame Bowl. Playing in its first postseason game in six years, Kansas players, coaches and fans watched as a nightmare unfolded before their eyes. Witnessed by a crowd of 41,000 on a cool, damp afternoon at Birmingham's Legion Field, KU's Darren Green took the opening kickoff

and returned it 15 yards before colliding with a teammate. The result was a turnover and Mississippi State's ball on the KU 17. On the ensuing play, MSU quarterback John Bond rolled right on an option play, turned up field and went unscathed into the end zone for the first and last TD of the day. A mere dozen ticks of the clock had gone by and already KU was trailing, 7-0.

Head coach Don Fambrough and his beleaguered troops could not believe what they had just viewed. "I wake up in a cold sweat thinking what might happen if you fumble the opening kickoff and they go in," said a saddened Fambrough after the game. "That kickoff was the turning point. Our team was stung and intimidated." True, the Jayhawks could never regroup. The defense stiffened, however, allowing just a field goal for the remainder of the game.

The offense was a different story. Senior quarterback Steve Smith, subbing for the injured Frank Seurer, played his heart out, but the gears would never churn. The Jayhawks' only real scoring threat was nullified by a strange penalty. With a little under five minutes left in the game, KU's Bucky Scribner punted from deep in KU territory; the Bulldogs' Cookie Jackson fumbled and Kansas recovered on the MSU 22. However, a flag had been thrown; the Jayhawks were called for clipping. Rather than moving the ball back 15 yards to the Bulldog 37, the officials decided the clip had occurred during the punt, and assessed the penalty from the line of scrimmage. Kansas had to punt again from its own 11.

On this day of bad breaks, KU did have some bright spots. Freshman signal caller Mike Frederick, seeing his most playing time since putting on the Crimson and Blue, completed 7-of-9 passes for 110 yards and a near score. Kansas had the ball on the Bulldogs' two-yard line and no time left because of a preceding defensive penalty. But a short pass intended for Wayne Capers fell short and KU suffered its first shutout in six postseason games.

<b>Kansas</b>	<b>0</b>	<b>0</b>	<b>0</b>	<b>0</b>	<b>- 0</b>
<b>Mississippi State</b>	<b>7</b>	<b>3</b>	<b>0</b>	<b>0</b>	<b>- 10</b>

MSU - Bond 17 run (Morgan kick), 14:48 - 1  
 MSU - Moore 14 FG, 10:55 - 2

Weather: Cloudy and damp, 48 degrees  
 Attendance: 41,000

#### The Statistics

	KU	MSU
First Downs	14	12
Rushes & Yards	40-106	53-250
Passing Yardage	171	51
Passes (Att-Comp)	31-15	16-5
Had Intercepted	2	0
Return Yardage	19	35
Punts & Average	9-45	9-44
Fumbles & Lost	1-1	5-1
Penalties & Yards	7-82	10-65

#### Kansas

Rushing: Jones 7-20, Taylor 20-61, Smith 7-(-9), Frederick 5-(-35), Green 1-(-2)  
 Passing: Smith 22-8-2, 61, Frederick 9-7-0, 110  
 Receiving: Taylor 7-41, Bastin 2-20, Capers 2-57, Johnson 3-34, Jones 1-19  
 Tackles: McNorton 16, Toburen 10, Foote 7, Wagoner 6

#### Mississippi State

Rushing: Bond 17-90  
 Passing: Bond 16-5-0, 51  
 Receiving: Haddix 2-16



## 1992 Aloha Bowl

Dec. 25, 1992 at Honolulu, Hawai'i

### Kansas 23, BYU 20



Playing in its first bowl game in 11 years, Kansas lost the coin toss to begin the game, and subsequently surrendered a kickoff return touchdown to Brigham Young's Hema Heimuli on the first play of the game. The rest of the game, though, unfolded quite nicely for Jayhawk fans. Just two plays later, Kansas receiver Matt Gay caught a lateral from quarterback Chip Hilleary and then hit a wide-open Rodney Harris for a 74-yard touchdown pass. Just over one minute into the game, each team had scored a touchdown.

The Jayhawks continued to score in the first quarter. With BYU pinned deep in its own territory, junior lineman Chris Maumalanga burst through the Cougars' line to tackle running back Jamal Willis in his own end zone for a safety and a 9-7 lead. Maumalanga was one of the many highlights for the Kansas defensive line, which sacked BYU quarterback Tom Young six times. Senior Dana Stubblefield led the Jayhawks with three sacks, three hurries and one tackle for loss. For his efforts, Stubblefield was named the game's Most Valuable Player.

But Willis later gained revenge with a 29-yard touchdown romp with 10:16 left to play in the half. Following his score, BYU led, 14-9, and seemed to have halted the Jayhawks' momentum. On the ensuing kickoff, another Kansas senior — running back Maurice Douglas — broke free for a 54-yard return that put the Jayhawks on the BYU 43. Kicker Dan Eichloff hammered a 41-yard field goal that capped the first-half scoring at 14-12.

Brigham Young owned the third quarter, racking up 187 yards of total offense and holding the ball for 9:50. Kansas, on the other hand, managed just 33 yards of offense but did limit the Cougars to six points; BYU carried a 20-12 lead into the final quarter.

To start the fourth quarter, Hilleary engineered a six-play, 75-yard drive that resulted in his one-yard run and was capped by his two-point conversion that tied the game at 20. On the following drive, the Jayhawk defense stopped the Cougars on three straight plays and BYU was forced to punt. Kansas regained the ball on its own 21 yard line with just over 10 minutes to play. Hilleary then led the Jayhawks on a drive that lasted nearly seven minutes and resulted in Dan Eichloff's 48-yard field goal, giving Kansas the lead.

BYU then mounted a drive late in the game, advancing as far as the KU 34-yard line. But senior safety Charley Bowen secured the Jayhawks' first bowl win in 31 years — and just the second in school history — by picking off Young's pass at the Kansas 29-yard line with 2:11 to play. A Christmas crowd of 42,933 witnessed the Jayhawks' win, and the game ranked among the most-watched bowl games on television in 1992.

<b>Kansas</b>	<b>9</b>	<b>3</b>	<b>0</b>	<b>11</b>	<b>- 23</b>
<b>Brigham Young</b>	<b>7</b>	<b>7</b>	<b>6</b>	<b>0</b>	<b>- 20</b>

BYU — Heimuli 94 kickoff return (Lauder kick)  
KAN — Harris 74 pass from Gay (Eichloff kick)  
KAN — Safety, Willis tackled in the end zone  
BYU — Willis 29 run (Lauder kick)  
KAN — FG Eichloff 42  
BYU — Sterling 10 pass from Young (conversion failed)  
KAN — Hilleary 1 run (Hilleary run)  
KAN — FG Eichloff 48

Weather: Partly cloudy, 84 degrees  
Attendance: 42,933

The Statistics	KU	BYU
First Downs	18	19
Rushes & Yards	49-172	32-142
Passing Yardage	200	262
Passes (Att-Comp)	12-24	15-31
Had Intercepted	0	1
Return Yardage	12	18
Punts & Average	8-48.3	4-48.3
Fumbles & Lost	0-0	1-0
Penalties & Yards	7-55	7-73

**Kansas**  
Rushing: Douglas 18-68, White 8-37, Levine 6-26, Hilleary 14-23, Cozzens 2-12, Powell 1-6  
Passing: Hilleary 23-11-0, 126, Gay 1-1-0, 74  
Receiving: R. Harris 4-142, Licursi 3-17, White 2-15, Fette 1-16, Powell 1-6, Cozzens 1-4

**BYU**  
Rushing: Willis 11-52  
Passing: Young 31-15-1, 262  
Receiving: Daman 4-99

## 1995 Aloha Bowl

Dec. 25, 1995 at Honolulu, Hawai'i

### Kansas 51, UCLA 30



Preparing for its second bowl game in four seasons and its eighth in school history, Kansas received surprising news from head coach Glen Mason one week before the game and equally-as-surprising news just hours before kickoff. Mason, who had accepted the head coaching position at the University of Georgia the day before the team departed for Hawaii, told his squad the day of the game that he had reconsidered and would return to KU the next season. Inspired by Mason's decision, the

Jayhawks set several bowl records in running over the favored UCLA Bruins to win their second-straight postseason game.

Kansas struck first and often in taking a 17-0 lead into halftime. Senior quarterback Mark Williams capped an 11-play, 72-yard drive with a nine-yard pass to tight end Jim Moore for the touchdown. On its first drive of the second quarter it appeared the Jayhawk offense would stall when faced with a third-and-13 on UCLA's 49-yard line. Catching the UCLA defense looking for a pass, KU ran a draw play. Junior running back June Henley outran the Bruin defenders for a touchdown. Henley carried the ball 13 times for 107 yards on the afternoon. Jeff McCord booted a 27-yard field goal late in the second quarter to give the Jayhawks a 17-0 lead at halftime.

The Jayhawk defense stonewalled the Bruin offense yet again in the third quarter, this time forcing a punt from deep within UCLA territory. KU's Ashaundai Smith appeared to have set a bowl record when he returned the punt for a 76-yard touchdown. But Kansas was called for a block in the back, which limited the return to 43 yards. Five plays later Williams found Andre Carter open in the left corner of the end zone for the score. Carter's first career TD gave Kansas a 37-7 lead late in the third quarter.

Early in the fourth quarter, UCLA quarterback Cade McNown found Kevin Jordan open in the end zone on a fourth-and-goal from the eight-yard line and the Bruins began to mount a comeback. On the ensuing kickoff, UCLA's Vitto Clemente recovered a pooch kick on KU's 30. Five plays later, Abdul-Jabbar ran the ball into the end zone from five yards out, cutting the Jayhawk lead to 37-22.

But the Bruins could not stop the Jayhawks. Williams finished the day 18-for-27 passing for 288 yards and three touchdowns. He also had 11 carries for 48 yards, including a fourth-quarter touchdown run. Following the game he was named Kansas' Most Valuable Player of the game. When the final gun sounded, the Jayhawks had set a bowl record for most points scored by a team with their 51-30 victory.

<b>Kansas</b>	<b>7</b>	<b>10</b>	<b>20</b>	<b>14</b>	<b>- 51</b>
<b>UCLA</b>	<b>0</b>	<b>0</b>	<b>7</b>	<b>23</b>	<b>- 30</b>

KAN — Moore 9 pass from Williams (McCord kick), 9:36 — 1  
KAN — Henley 49 run (McCord kick), 13:33 — 2  
KAN — FG McCord, 1:29 — 2  
KAN — Henley 2 run, 11:17 — 3  
UCLA — Melsby 8 pass from McNown (Merten kick), 7:40 — 3  
KAN — Byrd 77 pass from Williams (McCord kick), 6:35 — 3  
KAN — Carter 27 pass from Williams (McCord kick), 3:14 — 3  
UCLA — Jordan 8 pass from McNown (Merten kick), 13:44 — 4  
UCLA — Abdul-Jabbar 5 run (Melsby from Merten), 12:43 — 4  
KAN — Williams 6 run (McCord kick), 4:30 — 4  
UCLA — Melsby 7 pass from McNown (run Jabbar), 3:07 — 4  
KAN — Vann 67 run (McCord kick), 2:05 — 4

Weather: Mostly sunny, 84 degrees  
Attendance: 41,112

The Statistics	KU	UCLA
First Downs	21	21
Rushes & Yards	43-277	45-286
Passing Yardage	292	136
Passes (Att-Comp)	28-19	38-15
Had Intercepted	1	0
Return Yardage	05	170
Punts & Average	2-48.0	4-44.8
Fumbles & Lost	0-0	1-1
Penalties & Yards	4-32	6-37

**Kansas**  
Rushing: Henley 13-107, Vann 5-78, Williams 11-48, Levine 11-22, A. Smith 2-4, Galbreath 1(-3)  
Passing: Williams 27-18-1, 288, Rutz 1-1-0, 4  
Receiving: Byrd 4-116, Henley 3-41, A. Smith 3-22, Moore 2-19, Carter 2-32, Friday 2-32, Foy 1-4, Vann 1-7, Levine 1-19

**UCLA**  
Rushing: Abdul-Jabbar 26-157  
Passing: McNown 34-13-3, 121  
Receiving: Heltsy 5-35

## 2003 Mazda Tangerine Bowl

Dec. 22, 2003 at Orlando, Fla.

### North Carolina St. 56, Kansas 26



Kansas, playing in its first bowl game since 1995, fell to the North Carolina State Wolfpack, 56-26, in the Mazda Tangerine Bowl in Orlando, Fla.

N.C. State opened the scoring with a three-play, 64-yard drive which took just 1:02, capped by a 45-yard touchdown pass from Tangerine Bowl MVP Philip Rivers to Richard Washington.

The Jayhawks answered with 10:41 left in the first quarter, as senior quarterback Bill Whittemore found freshman wide receiver Charles Gordon in the end zone on a 23-yard pass play. That touchdown tied Gordon with former Jayhawk Willie Vaughn for the most single-season touchdown receptions by a KU freshman (five).

KU scored again with 4:01 remaining in the half, capping off a 10-play, 66-yard drive with a 28-yard field goal by Jerod Brooks to make the score 21-10. But NCSU closed out the first-half scoring with a three-yard touchdown pass from Rivers to McLendon to make the score 28-10 at the break.

The Jayhawks opened the scoring in the second half, marching down the field on a nine-play, 79-yard drive that culminated with an 11-yard touchdown pass from Whittemore to sophomore running back Clark Green. N.C. State answered back with two straight scores, however -- a 40-yard pass from Rivers to Brian Clark and a 10-yard run by Davis -- to take a 42-17 lead.

Kansas got back on the board with 3:42 left in the third quarter, as Johnny Beck nailed a 39-yard field goal. Then a nine-yard Whittemore rush for a score made the score 42-26 with 14:18 left in the game. But that's as close as KU would get.

KU's Whittemore finished the game connecting on 20 of 41 pass attempts for 243 yards and two touchdowns. Clark Green led the Jayhawks' rushing attack with 14 carries for 87 yards, while Brandon Rideau led the Jayhawk receivers with a KU-bowl record nine catches for 109 yards.

<b>Kansas</b>	<b>7</b>	<b>3</b>	<b>10</b>	<b>6</b>	<b>- 26</b>
<b>NC State</b>	<b>21</b>	<b>7</b>	<b>14</b>	<b>14</b>	<b>- 56</b>

NCSU — Washington 45 pass from Rivers (Kiker kick), 13:58 — 1  
KU — Gordon 23 pass from Whittemore (Brooks kick), 10:41 — 1  
NCSU — Washington 14 pass from Rivers (Kiker kick), 8:43 — 1  
NCSU — McLendon 1 run (Kiker kick), 12:3 — 1  
KU — Brooks 28 yard field goal, 4:01 — 2  
NCSU — McLendon 3 pass from Rivers (Kiker kick), :45 — 2  
KU — Green 11 pass from Whittemore (Brooks kick), 10:45 — 3  
NCSU — Clark 40 pass from Rivers (Kiker kick), 7:24 — 3  
NCSU — Davis 10 run (Kiker kick), 6:03 — 3  
KU — Beck 39 yard field goal, 3:42 — 3  
KU — Whittemore 9 run (Whittemore pass failed) 14:18 — 4  
NCSU — Cotchery 21 pass from Rivers (Kiker kick), 12:57 — 4  
NCSU — McLendon 26 run (Kiker kick), 10:06 — 4

Weather: Clear, 66 degrees  
Attendance: 26,482

The Statistics	KU	NCSU
First Downs	28	34
Rushes & Yards	40-220	22-172
Passing Yardage	243	481
Passes (Att-Comp)	42-20	46-38
Had Intercepted	2	0
Return Yardage	86	0
Punts & Average	4-30.8	1-53.0
Fumbles & Lost	0-0	0-0
Penalties & Yards	9-75	9-86

**Kansas**  
Rushing: Green 14-87, Whittemore 17-84, Gordon 3-36, Simmons 1-9, Randle 5-4  
Passing: Whittemore 20-41-2, 243, Green 0-1-0, 0  
Receiving: Rideau 9-109, Gordon 4-73, Green 3-30, M. Johnson 2-21, Anderson 1-12, Simmons 1(-2)


**NC State**  
Rushing: McLendon 7-72  
Passing: Rivers 37-45-0, 475  
Receiving: Cotchery 13-171



## 2005 Fort Worth Bowl

Dec. 23, 2005 at Fort Worth, Texas

### Kansas 42, Houston 13



The University of Kansas closed out the 2005 season with a 42-13 victory over Houston in the Fort Worth Bowl at Amon G. Carter Stadium. The win gave the Jayhawks their first bowl victory since the 1995 Aloha Bowl and the most wins (seven) in a decade. Junior Brian Murph put Kansas on the board early when he returned a Houston punt 85 yards for a touchdown. The touchdown return was the first of Murph's career and KU's longest of the season.

Houston scored its first points of the game in the second quarter (14:22) when freshman Ben Bell kicked a 32-yard field goal. Kansas made it 14-3 on the ensuing possession with a five-play, 60-yard drive that resulted in a 13-yard touchdown shovel pass from senior Jason Swanson to junior Jon Cornish.

The Cougars capped a 42-yard, seven-play drive with a touchdown when junior Kevin Kolb scored on a one-yard keeper with 57 seconds remaining in the half. KU headed into the break leading 14-10.

The KU defense struck early in the second half when senior Theo Baines intercepted a Kolb pass and ran it 16 yards to KU's 30-yard line. Two plays later, Cornish took another shovel pass from Swanson 30 yards for his second touchdown of the day and 11th of the season, making it 21-10 in favor of the Jayhawks.

On KU's next possession, Swanson connected with senior Mark Simmons on a 32-yard pass to cap an 80-yard, 3:32 scoring drive. The touchdown gave KU a 28-13 lead with 4:57 left in the third quarter.

KU pulled away when senior Charlton Keith picked off a Kolb pass at the Jayhawks' 14-yard line 2:37 into the fourth quarter and ran it in for a touchdown. The interception was Keith's first and marked his second career touchdown. Just over a minute later, Baines nabbed his second interception of the day, giving KU the ball on the Houston 46-yard line. Murph then scored his second touchdown of the day, a 48-yard pass from Swanson, to wrap up the scoring.

Swanson threw for four touchdowns and had 19 completions on 29 attempts for 307 yards in the final game of his career. He joined Kolb as the 2005 Fort Worth Bowl Most Valuable Players.

<b>Kansas</b>	<b>7</b>	<b>7</b>	<b>14</b>	<b>14</b>	<b>- 42</b>
<b>Houston</b>	<b>0</b>	<b>10</b>	<b>3</b>	<b>0</b>	<b>- 13</b>

- KU - Murph 85 punt return (Webb kick), 10:26 - 1
- UH - Bell 32 yard field goal, 14:22 - 2
- KU - Cornish 13 pass from Swanson (Webb kick), 12:49 - 2
- UH - Kolb 1 run (Bell kick), 00:57 - 2
- KU - Cornish 30 pass from Swanson (Webb kick), 12:43 - 3
- UH - Lawrence 44 yard field goal, 8:29 - 3
- KU - Simmons 32 pass from Swanson (Webb kick), 4:57 - 3
- KU - Keith 14 int return (Webb kick), 12:23 - 4
- KU - Murph 48 pass from Swanson (Webb kick), 9:08 - 4

Weather: Cloudy, 67 degrees  
Attendance: 35,505

The Statistics	KU	UH
First Downs	29	15
Rushes & Yards	39-198	24-30
Passing Yardage	340	214
Passes (Att-Comp)	32-21	44-20
Had Intercepted	0	3
Return Yardage	45	0
Punts & Average	2-43.0	7-44.9
Fumbles & Lost	1-1	1-0
Penalties & Yards	14-138	4-54

**Kansas**  
Rushing: Cornish 16-101, McAnderson 7-41, Swanson 7-33, C. Green 9-23  
Passing: Swanson 29-19-0, 307, Luke 3-2-0, 33  
Receiving: Gordon 6-86, Simmons 5-77, Murph 4-78, Cornish 2-43, Henry 2-33, Fine 2-23

**Houston**  
Rushing: Battle 3-8  
Passing: Kolb 43-20-3, 214  
Receiving: Avery 5-71

## 2008 FedEx Orange Bowl

### Kansas 24, Virginia Tech 21



Playing in its first BCS game, Kansas made the nation take notice as it claimed the 2008 Orange Bowl championship. Sophomore QB Todd Reesing threw a touchdown pass and ran for another, while Orange Bowl MVP Aqib Talib returned an interception 60 yards for a TD as the No. 8 Jayhawks earned a 24-21 victory over No. 3 Virginia Tech at Dolphin Stadium in Miami.

In a game that was billed to be a clash between KU's offense and Virginia Tech's defense, it was the Jayhawk defense and special teams that led the way. The Jayhawks matched a KU bowl game record with three INTs, while five different Jayhawks collected quarterback sacks. Of the three interceptions, none was bigger than Talib's first-quarter pick that gave Kansas a 7-0 advantage.

With 12 minutes remaining in the first half, senior place kicker Scott Webb stretched KU's lead to 10-0 with a 32-yard field goal, capitalizing on a Chris Harris interception.

KU increased its lead to 17-0 when Reesing led the Jayhawks on a 10-play, 59-yard drive that he culminated with a 13-yard strike to Marcus Henry on a slant across the middle. It marked Reesing's 36th career touchdown pass, best in KU history. Virginia Tech answered that touchdown with a 13-play, 52-yard drive that ended with a one-yard plunge by Brandon Ore with 1:24 to go in the half.

The Hokies cut the lead to 17-14 on an 86-yard punt return by Justin Harper early in the second half. Tech threatened again in the third quarter, but KU held onto its lead when junior Joe Mortensen blocked a 25-yard field goal attempt with 6:41 to go in the quarter. It was the Jayhawks' first field-goal block of the season, and it changed the momentum of the game.

The Jayhawks took advantage of another takeaway early in the fourth. Following a Justin Thornton pick-off deep in Tech territory, Reesing stretched the KU lead to 24-14 with a two-yard bootleg run.

But Virginia Tech was not done. With 5:51 to go, the Hokies held Kansas on a fourth-down try from the Tech 23. They then marched the ball 77 yards on 14 plays, drawing to within three on a 21-yard pass with three minutes remaining.

The Hokies tried an inside kick, but KU's Raimond Pendleton recovered the ball at Tech's 43-yard line. From there, the Jayhawks ran out the clock, moving the ball down to the Hokie one-yard line, where Reesing took a knee to close out the game.

Reesing finished the game with 227 yards on 20-of-37 passing, throwing one TD and one INT. Eight Jayhawks hauled in passes, including junior Dexton Fields, who finished with seven catches for 101 yards. Senior Brandon McAnderson carried the ball 15 times for 75 yards, including a handful of big runs to keep the clock moving late in the fourth quarter. He also completed a pass attempt on a fake punt late in the third quarter. Junior Mike Rivera led KU's defense with seven solo tackles and five assisted tackles as well as a tackle for a loss.

<b>Kansas</b>	<b>7</b>	<b>10</b>	<b>0</b>	<b>7</b>	<b>- 24</b>
<b>Virginia Tech</b>	<b>0</b>	<b>7</b>	<b>7</b>	<b>7</b>	<b>- 21</b>

- KU - 1st (5:15) - Talib, 60 interception return (Webb kick)
- KU - 2nd (12:00) - Webb, 32 FG
- KU - 2nd (7:03) - Henry, 13 pass from Reesing (Webb kick)
- VT - 2nd (1:24) - Ore, 1 run (Dunlevy kick)
- VT - 3rd (11:35) - Harper, 84 punt return (Dunlevy kick)
- KU - 4th (10:57) - Reesing, 2 run (Webb kick)
- VT - 4th (3:00) - Harper, 20 pass (Dunlevy kick)

Weather: Cloudy, 57 degrees  
Attendance: 74,111

First Downs	19	20
Rushes & Yards	36-95	42-135
Passing Yardage	249	171
Passes (Att-Comp)	38-21	31-14
Had Intercepted	1	3
Return Yardage	4-64	7-222
Punts & Average	5-50.0	5-38.6
Fumbles & Lost	1-0	0-0
Penalties & Yards	5-70	4-27


Rushing: McAnderson 15-75, Sharp 9-33, Team 1(-1), Reesing 10(-6), Talib 1(-6)  
Passing: Reesing 37-20-1, 227  
Receiving: Fields 7-101, Sharp 4-30, Meier 2-24, Briscoe 2-20, Henry 2-20, Fine 2-14, Brown 1-22, McAnderson 1-18  
Interceptions: Talib 1-60, Thornton 1-30, Harris 1-0

Rushing: Ore 23-116  
Passing: Glennon 28-13-2, 160  
Receiving: Harper 4-64  
Interceptions: Parker 1-0

## 2008 Insight Bowl

Dec. 31, 2008 at Tempe, Ariz.

### Kansas 56, Minnesota 21



Todd Reesing completed 27 of 35 passes for 313 yards and four touchdowns, while Dezmon Briscoe set Insight Bowl records for receptions (14) and TD catches (three), to lead the Jayhawks to a 42-21 victory over Minnesota in the 20th Insight Bowl. The win secured an 8-5 overall record for the season and gave the Jayhawks their third-straight bowl.

Briscoe tied Kerry Meier's school record for receptions in a single game, while his 201 receiving yards ranked as the fifth-best mark in school history (and second highest in Insight Bowl history). Meier's 10 catches tied for eighth in school history; he surpassed the 100-yard mark (113 yards) for the fifth time this year.

On defense KU's trio of senior linebackers shined. Mike Rivera matched a career high with 14 tackles, while Joe Mortensen also tied his career best with 13 stops. James Holt added eight tackles, with four for loss, including three sacks.

Briscoe was named the game's offensive MVP, while Holt was tabbed the game's top defender.

Kansas struck first, scoring on a 60-yard pass play from Reesing to Briscoe on the game's opening play from scrimmage. Minnesota responded on its first possession, however, converting on a 75-yard pass on their opening play to set up a quick score.

Trailing 14-7, in the first quarter, Kansas scored the game's next 28 points to take a 35-14 lead in the third period.

The Jayhawks scored on four of their first five possessions while shutting Minnesota down after the Gophers scored the first two times they had the ball. Minnesota's next six possessions resulted in four punts, a fumble and a drive that ended on an exciting goal-line stand by the Jayhawks. The Kansas defense stuffed three straight Gopher runs from inside the two-yard line.

Reesing was nearly flawless in the first half, throwing four touchdown passes and at one point completing a school-record 14 straight passes. He finished the first 30 minutes hitting 19 of 23 passes for 221 yards and the four scores.

In the first half, Briscoe had 10 catches for 147 yards and two TDs, while Meier had five grabs for 43 yards and a touchdown. Johnathan Wilson added the other first-half touchdown reception.

KU also rushed for 86 yards in the first half. Jake Sharp had 54 yards on 11 runs, and Reesing added 32 yards on six attempts.

KU produced 307 yards of total offense in the first half, while the Jayhawk defense limited the Minnesota offense to 194 yards. Eighty-seven of the Gophers' first-half yards came on their first drive of the game.

Midway through the second quarter Briscoe had reached the 100-yard receiving mark for the fourth straight game, setting a school record for consecutive 100-yard games.

Reesing threw for a touchdown pass for the 18th consecutive game and became the school's all-time pass attempt leader as well, surpassing Frank Seurer.

<b>Kansas</b>	<b>14</b>	<b>14</b>	<b>7</b>	<b>7</b>	<b>- 42</b>
<b>Minnesota</b>	<b>14</b>	<b>0</b>	<b>0</b>	<b>7</b>	<b>- 31</b>

- KU - 1st (14:49) Briscoe, 80 pass from Reesing (Branstetter kick)
- UM - 1st (13:18) - Hoese, 1 run (Monroe kick)
- UM - 1st (4:48) - Hoese, 2 run (Monroe kick)
- KU - 1st (0:12) - Meier, 4 pass from Reesing (Branstetter kick)
- KU - 2nd (8:49) - Briscoe, 6 pass from Reesing (Branstetter kick)
- KU - 2nd (1:07) - Wilson, 4 pass from Reesing (Branstetter kick)
- KU - 3rd (8:03) - Briscoe, 32 pass from Meier (Branstetter kick)
- UM - 4th (13:01) - Decker, 6 pass from Weber (Monroe kick)
- KU - 4th (1:33) - Sharp, 2 run (Branstetter kick)

Weather: 73 degrees  
Attendance: 49,103

The Statistics	KU	UM
First Downs	26	20
Rushes & Yards	29-101	38-80
Passing Yards	345	251
Passes (Att-Comp)	28-36	20-35
Had Intercepted	1	0
Return Yardage	9-470	5-254
Punts and Average	4-47.5	5-41.0
Fumbles & Lost	0-0	1-1
Penalties & Yards	4-33	7-41

**Kansas**  
Rushing: Sharp 16-64, Reesing 12-38  
Passing: Reesing 27-35-1, 313, Meier 1-1-0, 32  
Receiving: Briscoe 14-201, Meier 10-113, Wilson 2-17, Biere 1-9, Fields 1-5

**Minnesota**  
Rushing: Weber 12-31  
Passing: Weber 19-34-0, 176  
Receiving: Decker 8-149





## Kansas Records

### First Downs

29 vs. Houston (2005 Fort Worth Bowl)

### Rushing Attempts

67 vs. Pittsburgh (1975 Sun Bowl)

### Rushing Yards

342 yards vs. Pittsburgh (1975 Sun Bowl)

### Pass Attempts

42 vs. North Carolina State (2003 Tangerine Bowl)

### Pass Completions

28 vs. Minnesota (2008 Insight Bowl)

### Passing Yards

345 yards vs. Minnesota (2008 Insight Bowl)

### Touchdown Passes

5 vs. Minnesota (2008 Insight Bowl)

### Total Offense Plays

91 (67 rush, 14 pass) vs. Pittsburgh (1975 Sun Bowl)

### Total Offense Yards

548 vs. UCLA (1995 Aloha Bowl)

### Touchdowns

7 vs. UCLA (1995 Aloha Bowl)

### Points Scored

51 vs. UCLA (1995 Aloha Bowl)

### Combined Points

82 vs. North Carolina State (2003 Tangerine Bowl)

### Fewest Points Allowed

7 by Rice (1961 Bluebonnet Bowl)

### Most Interceptions Gained

3 vs. Virginia Tech (2008 Orange Bowl)  
3 vs. Houston (2005 Fort Worth Bowl)

## Opponent Records

### First Downs

34 by North Carolina State (2003 Tangerine Bowl)

### Fewest First Downs

9 by Georgia Tech (1948 Orange Bowl)

### Rushing Attempts

56 by North Carolina State (1973 Liberty Bowl)

### Rushing Yards

372 yards by Pittsburgh (1975 Sun Bowl)

### Fewest Rushing Yards

30 by Houston (2005 Fort Worth Bowl)

### Pass Attempts

46 by North Carolina State (2003 Tangerine Bowl)

### Pass Completions

38 by North Carolina State (2003 Tangerine Bowl)

### Interceptions Thrown

3 vs. Virginia Tech (2008 Orange Bowl)  
3 by Houston (2005 Fort Worth Bowl)

### Passing Yards

481 by North Carolina State (2003 Tangerine Bowl)

### Fewest Passing Yards

60 by Pittsburgh (1975 Sun Bowl)

### Touchdown Passes

5 by North Carolina State (2003 Tangerine Bowl)

### Total Offense Plays

83 by UCLA (1995 Aloha Bowl)

### Total Offense Yards

653 by North Carolina State (2003 Tangerine Bowl)

### Fewest Total Offense Yards

205 by Georgia Tech (1948 Orange Bowl)

### Touchdowns

8 by North Carolina State (2003 Tangerine Bowl)

### Points Scored

56 by North Carolina State (2003 Tangerine Bowl)

### Fewest Points Scored

7 by Rice (1961 Bluebonnet Bowl)

## Individual Records

**Rushing Attempts** -- 24 by Nolan Cromwell vs. Pittsburgh (1975 Sun Bowl)

**Rushing Yards** -- 118 by Laverne Smith vs. Pittsburgh (1975 Sun Bowl)

**Longest Run** -- 67 by Eric Vann vs. UCLA (1995 Aloha Bowl)

**Pass Attempts** -- 41 by Bill Whittemore vs. North Carolina State (2003 Tangerine Bowl)

**Pass Completions** -- 27 by Todd Reesing vs. Minnesota (2008 Insight Bowl)

**Passing Yards** -- 313 by Todd Reesing vs. Minnesota (2008 Insight Bowl)

**Touchdown Passes** -- 4 by Todd Reesing vs. Minnesota (2008 Insight Bowl) and Jason Swanson vs. Houston (2005 Fort Worth Bowl)

**Consecutive Passes Completed** -- 14 by Todd Reesing vs. Minnesota (2008 Insight Bowl)

**Longest Pass** -- 77 by Mark Williams to Isaac Byrd vs. UCLA (1995 Aloha Bowl)

**Receptions** -- 14 by Dezmon Briscoe vs. Minnesota (2008 Insight Bowl)

**Receiving Yards** -- 201 by Dezmon Briscoe vs. Minnesota (2008 Insight Bowl)

**Total Offense Yards** -- 351 by Todd Reesing vs. Minnesota (2008 Insight Bowl)

**Punts** -- 9 by Bucky Scribner vs. Mississippi State (1981 Hall of Fame Bowl)

**Punting Yards** -- 407 by Bucky Scribner vs. Mississippi State (1981 Hall of Fame Bowl)

**Punting Average** -- 48.3 by Dan Eichloff vs. Brigham Young (1992 Aloha Bowl)

**Longest Punt** -- 63 by Bucky Scribner vs. Mississippi State (1981 Hall of Fame Bowl)

**Most Interceptions** -- 1 by several

**Longest Interception Return** -- 60 by Aqib Talib vs. Virginia Tech (2008 Orange Bowl)

**Punt Returns** -- 4 by Charles Gordon vs. Houston (2005 Fort Worth Bowl)

**Punt Return Yards** -- 85 by Brian Murph vs. Houston (2005 Fort Worth Bowl)

**Longest Punt Return** -- 85 by Brian Murph vs. Houston (2005 Fort Worth Bowl)

**Longest Kickoff Return** -- 54 by Maurice Douglas vs. Brigham Young (1992 Aloha Bowl)

**Field Goals** -- 2 by Dan Eichloff vs. Brigham Young (1992 Aloha Bowl)

**Longest Scoring Run** -- 67 by Eric Vann vs. UCLA (1995 Aloha Bowl)

**Longest Scoring Pass** -- 77 by Isaac Byrd vs. UCLA (1995 Aloha Bowl)

**Longest Field Goal** -- 48 by Dan Eichloff vs. Brigham Young (1992 Aloha Bowl)

**Most Points Scored** -- 18 by Dezmon Briscoe vs. Minnesota (2008 Insight Bowl)

## Kansas Bowl Bests

### Individual Top Five Rushing Yards

- 16-118, Laverne Smith vs. Pittsburgh (1975 Sun)
- 13-107, June Henley vs. UCLA (1995 Aloha)
- 18-107, Ken Coleman vs. Rice (1961 Bluebonnet)
- 15-104, Robert Miller vs. N.C. State (1973 Liberty)
- 16-101, Jon Cornish vs. Houston (2005 Fort Worth)

### Passing Yards

- 313 (27 of 35), Todd Reesing vs. Minnesota (2008 Insight)
- 307 (19 of 29) Jason Swanson vs. Houston (2005 Fort Worth)
- 288 (18 of 27), Mark Williams vs. UCLA (1995 Aloha)
- 243 (20 of 44), Bill Whittemore vs. N.C. State (2003 Tangerine)
- 227 (20 of 37), Todd Reesing vs. Virginia Tech (2008 Orange)

### Receiving Yards

- 14-201, Dezmon Briscoe vs. Minnesota (2008 Insight)
- 4-142, Rodney Harris vs. Brigham Young (1992 Aloha)
- 4-116, Isaac Byrd vs. UCLA (1995 Aloha)
- 4-113, Kerry Meier vs. Minnesota (2008 Insight)
- 9-109, Brandon Rideau vs. North Carolina State (2003 Tangerine)

### Team Top Five Rushing Offense

- 342 vs. Pittsburgh (1975 Sun)
- 293 vs. Rice (1961 Bluebonnet)
- 277 vs. UCLA (1995 Aloha)
- 220 vs. North Carolina State (2003 Tangerine)
- 198 vs. Houston (2005 Fort Worth)

### Passing Offense

- 345 vs. Minnesota, 2008 Insight)
- 340 vs. Houston (2005 Fort Worth)
- 292 vs. UCLA (1995 Aloha)
- 249 vs. Virginia Tech (2008 Orange)
- 243 vs. North Carolina State (2003 Tangerine)

### Total Offense

- 569 vs. UCLA (1995 Aloha)
- 538 vs. Houston (2005 Fort Worth)
- 463 vs. North Carolina State (2003 Tangerine)
- 446 vs. Minnesota (2008 Insight)
- 418 vs. Pittsburgh (1975 Sun)

### Rushing Defense

- 30 vs. Houston (2005 Fort Worth)
- 58 vs. Rice (1961 Bluebonnet)
- 75 vs. Georgia Tech (1948 Orange)
- 135 vs. Virginia Tech (2008 Orange)
- 142 vs. Brigham Young (1992 Aloha)

### Passing Defense

- 51 vs. Mississippi State (1981 Hall of Fame)
- 60 vs. Pittsburgh (1975 Sun)
- 86 vs. North Carolina State (1973 Liberty)
- 129 vs. Georgia Tech (1948 Orange)
- 136 vs. UCLA (1995 Aloha)

### Total Defense

- 204 vs. Georgia Tech (1948 Orange)
- 221 vs. Rice (1961 Bluebonnet)
- 244 vs. Houston (2005 Fort Worth)
- 274 vs. North Carolina State (1973 Liberty)
- 301 vs. Mississippi State (1981 Hall of Fame)



## ALL-TIME LETTERMEN LIST

### A

Abdul-Rahim, Muhammad	DB	1998-99
Abernethy, Richard	LB	1965-66, 68
Ackerman, Carl	G/T	1902-04
Adams, Gary	S	1970-72
Adams, James (Bruce)	FL	1972-74
Adams, Kenneth	QB	1942
Adams, Terry	DE	1973
Agee, John	T	1943
Agostinho, Keba	DE	2010-11
Ahiborn, Karl	G	1905
Ahrens, Henry	T/C	1940
Aikins, David	E/C	1968-69
Akers, John	E	1927
Albert, Duane	S	1975
Aldridge, Tywanne	DB	1998
Alexander, Carky	LB/DE	1980, 82-83
Alexander, Jay	QB	1998
Alexander, Marky	LB/DE	1980, 82-83
Alford, Joseph	HB	1902-03
Algee, John	FB	1977-78
Algje, John	E	1899-00, 02
Allen, Harry	G	1902-03
Allen, Jay	OL	1985-87
Allen, Larry	E	1960-61
Allen, Michael	DB	1995-98
Allen, Mongo	LB	1988
Allen, Rodney	DL	2005-06
Allen, Tim	DT	2002-05
Allen, William	E	1960
Allison, Ellis	FB	1920
Allison, Mark	OL	1992-94
Allison, William	FB	1953
Allphin, Clyde	T	1900-02
Alsbaugh, Richard	DE	2008
Altman, Harlan	QB	1941-42
Amadi, Donnie	DB	2002-05
Amadi, Ronnie	DB	2002-05
Amberg, John (Capt.)	FB	1948-50
Amerine, Randall	DT	1982
Amerine, Richard	QB	1937-39
Amison, Willie	WB	1969-70
Ammons, Earl (Capt.)	E	1909-11
Andalikiewicz, Tom	LB	1976
Anderson, Ferrel	T/HB	1936-38
Anderson, Jeff	TE	1983-84, 86
Anderson, John	FB	1952-54
Anderson, Kayl	LS	2006-09
Anderson, Lionel	TE	2003-04
Anderson, Marcus	DL	2007
Anderson, Robert	QB	1924-26
Anderson, Thomas	HB/DB	1966-68
Anderson, William	QB	1923-24
Andrews, Michael	G	1938
Angney, Urbin	QB	1905-07
Ansel, Curtis	P	2001-03
Arbanas, Mike	LB	1980, 82-83
Arceo, Rameses	OL	2007
Ard, Gary	FL	1967
Armour, Charles	T	1894-96
Armstrong, Hugh	G	1951-53
Arnold, Luke	CB	2005
Arnold, William	HB/E	1938-39
Ash, Edmund	QB/HB	1927-29
Ashley, Jermial	DE	2004-05
Atkeson, George	T/G	1929-30, 32
Atkins, Renwick	T	1980, 82-83

Atkinson, Algje	OLB	1998-01
Atkinson, Ryan	DT	2000-01
Aungst, Donald	G	1952-53
Avery, Eldridge	DL	1983, 85-87
Avery, Herbert	T	1895, 97-99
Avery, Hubert (Capt.)	FB/T	1898-99

### B

Bacheyie, Tang	RB/S	2005-08
Bachmann, Sid	DT	2002-03
Bacon, Richard	FB	1964-66
Bailey, Hassan	DB	1989-92
Bailey, Loyce	TB	1964
Baine, William		1896
Baines, Theo	DB	2004-05
Baird, Alfred		1903
Baird, Elvin	LB	1972-74
Baird, Spencer	T/G	1910-11
Bakare, Tunde	LB	2011
Baker, Arthur	T	1931-32
Baker, Harold	E	1924-26
Baker, Hoyt	RB	1942, 46-47
Baker, James	G	1973
Baker, Jerald	FB	1955-57
Baker, John	TE	1986-89
Balagna, Dennis	DL	1975-76
Baldrige, Charles		1890-91
Bales, Wilfred	T	1959
Ball, Brad	P	1989
Ball, Thomas	DB	1967-68
Ballard, Greg	WR	1993
Banks, Alexander	E	1943
Banks, Chris	OL	1992-94
Banks, Norris	FB	1975-77
Banta, Philip	E	1918
Barcus, William	T	1935
Barfield, Isiah	CB	2008-11
Barker, Tony	LB	1987-88
Barmann, Adam	QB	2003-06
Barnes, Leslie	DE	1974, 76
Barnes, Ray	HB	1957
Barnes, Wallace	T/G	1961-62
Barnett, Jerry	T	1964-66
Barrens, Melvin	QB	1974
Barrington, Donald	FB/T	1943-44
Barrow, Carlos	LB	1985
Barrow, Robert	TB	1977-79
Basham, Elvin	G	1959-61
Basler, Philip	QB/T	1969-71
Bastin, Russell (Capt.)	WR	1978, 80-82
Baughman, Wesley	FB	1961-63
Bausch, Frank	C	1929-31
Bausch, James	FB	1929-30
Beach, Ormand (Capt.)	FB	1930, 32-33
Beal, Michael	DT	1976-77
Beaman, Jay	G/T	1898-99, 1901
Beck, Johnny	PK	2001-04
Becker, Harlan	C	1962-64
Becker, Tom	P	1984
Beeson, Terry	LB	1973-76
Begay, Les	DE/LB	1975
Beggs, Gregory	C	1973
Bell, Arnold	E/G	1919-20
Bell, Dino	TB	1981-82, 84
Bell, Kerwin	TB	1980-81, 83
Bell, Terry	WR	1990
Bell, William E.	E	1954-56
Bell, William S.	K	1968-69
Bergin, John	HB	1943
Berry, Derek	S	1983, 85
Berry, Tony	DB	1984, 85
Bernhardt, Roger	G	1971-72
Bertsch, Albert	LB	1979-80
Bertuzzi, Richard	RB	1945-48
Beshears, D.J.	WR	2010-11
Bethke, Brian	QB	1977-79
Biere, Tim	TE	2008-11
Bird, Ivory	G	1944
Birhiray, Bobby	DB	2002
Bishop, Kenneth	FB	1913
Bishop, Lloyd	E	1913
Bishop, Pat	DT	1995-96
Bixler, Lester (Capt.)	T	1952-54
Black, Charles T. (Capt.)	QB	1921-23
Black, Frank	C	1954-56
Black, Fred	RB	1930-31
Blackwell, Brian	LB	2011
Blaine, William		1896
Blakeney, Marlin	DB	1993-94

Blakesley, Caleb		
Blaser, Wolf		
Blasi, Donald		
Blasi, William		
Blevins, Tony (Capt.)		
Blochberger, Carl		
Bloomfield, Clyde		
Blowey, Richard		
Boeger, Roger		
Bogue, Jerold		
Bohn, Michael		
Bond, James		
Bonner, Spencer		
Booker, John		
Bookman, Leo		
Boone, John		
Booth, Christopher		
Borello, Phil		
Bosilevac, Fred		
Botsford, Horace		
Bouda, Dave		
Bourbon, Brandon		
Boushka, James		
Boutz, James		
Bowen, Charley		
Bowen, Clint		
Bowen, Russ		
Bower, Paul		
Bower, Ray		
Bowers, Tim		
Bowles, Mitch		
Bowman, James		
Boydston, Ace		
Boydston, Benny		
Boyer, Mark		
Boykin, Deral		
Bracelin, Donald		
Bramlage, Edwin		
Bramwell, Willis (Capt.)		
Brandeberry, James		
Brannan, Thomas		
Branstetter, Jacob		
Brant, Chris		
Bratten, Steve		
Brawley, Mark		
Brazil, James		
Bredesen, Rick		
Breese, Harris		
Brehm, John		
Brenner, Bruce		
Brew, Dorian		
Brewster, Richard		
Briggs, Dean		
Brinkman, Ray		
Briscoe, Dezmon		
Britt, Darnell		
Broadie, Dane		
Bron, Rocky		
Brooks, Jerod		
Brooks, Willis		
Brorsen, Russell		
Brown, Charles		
Brown, Derek		
Brown, George		
Brown, Gilbert		
Brown, Greg		
Brown, Jason		
Brown, Jeffery		
Brown, Jerry		
Brown, Joseph		
Brown, Kenneth (K.C.)		
Brown, Kiley		
Brown, Larry (Capt.)		
Brown, Micah		
Brown, Raymond		
Brown, Richard		
Brown, Robert		
Brownlee, Harold (Capt.)		
Bruce, Julius		
Bruce, Robert		
Brueggling, Robert		
Brumage, Alpha (Capt.)		
Brunner, Emile		
Bryant, Jamaree		
Bryant, John (Capt.)		
Buda, Santo		
Budde, Chip (Capt.)		
Budrick, Dudley		
Bukaty, Frank		

DL	2006-09	Bukaty, Fred (Capt.)
TE/DT	1987	Bukaty, John
E/T	1954-55	Buller, John
G/T	1957-58	Bullock, Victor
DB	1993-94, 96-97	Bunn, John
T	1895, 97	Bunsen, William
QB	1933	Burch, Bobby
HB	1953-55	Burcham, James
QB	1959	Burge, John
QB	1949, 51-52	Burke, Frank
QB	1982	Burnett, Howard
HB	1908-09	Burney, Clarence
DB	1995	Burnison, William
CB	1978-79	Burrows, Danny
S	2001-02	Burt, Clarence
E/T	1921	Burt, Duke
OT	1991-92	Burt, Harold (Capt.)
QB	1931	Burton, Glenn
T	1936-38	Burton, James
QB	1965-67	Burton, Willard
RB	2011	Butler, Eric
WR	1980-82	Butler, Michael
	1935	Butler, Therman
DB	1989-92	Butts, Bradley
FS	1992-93	Buzzi, Antonio
OG	1988-91	Buzzi, Lloyd
WR	1973-74	Byrd, Isaac
T/C	1954-55	Byrd, Sylvester
LB	1997-00	
RB	1997-99	
CB	1971, 73	
T	1973-74	
G	1959-61	
DB	1988-89	
E	1952-54	
RB	1928-29	
T/C	1911-12	
FB	1950-52	
E	1951	
PK	2008-10	
DL	2004-05	
LB	1995-98	
HB	1906	
C/T	1930-32	
LB	1984-87	
E	1900	
WR/P	1986-88	
E	1956	
CB	1992-95	
FB	1964	
T/G	1928	
FB	1932-33	
WR	2007-09	
DT	1992-94	
PK	2005	
DB	1971-73	
PK	2003-04	
FB	1961-62	
TE/DE	2005-08	
	1900-01	
OT	1993-94	
	1901	
MG	1989-92	
DB	2009-11	
DE	1993	
DL	1982-83	
L	1960	
C	1947	
G	1980, 82-83	
WR	1992	
T/E	1968-70	
WR	2007-08	
OLB	1995-98	
S	2005-08	
T	1939	
G	1891-92	
T/E	1909-11	
RB	1997-98	
C	1979-81	
QB	1971-72	
FB	1901-03	
G/T	1903-06	
DB	2000-01	
T	1971, 73-74	
E/QB	1964-66	
OC	1987-90	
G	1954-55	
HB	1938-39	

FB	1958-60	
DT	1995	
QB	1954-55	
LB	1997-00	
HB/QB	1917-20	
FB	1938-39	
T	1944-45	
C	1931-32	
E	1938-40	
G	1945	
T	1936	
	1894-96	
E/G	1958-60	
G	1974	
G/E	1905, 07	
T/G	1945	
FB	1922	
C	1925-27	
DB	1970-71	
T	1913-14, 16	
DL	2005	
DT	1973-76	
HB	1966-67	
FB	1980-82	
HB	1895, 98, 1901	
RB	1962-64	
WR	1995-96	
TE	1981-83, 85	

### C

RB	1937-39	
HB	1962	
RB	1937-38	
WR	1985-87	
T/E	1907-09	
DE	1975-76	
LB	1977-78	
E	1931-32	
RB	1974-77	
FB	1936-37	
DL	2004	
G	1944	
OL	2005, 07-08	
E	1979-82	
OL	2008-10	
LB	1977-79	
C/T	1907-09	
DE	1985-86	
DE	1968-69	
LS	2010-11	
RB	1957	
RB	1943	
WR	1993-96	
DE	1998-99	
E	1890	
LB	1977-79	
QB	1917	
QB	1950	
G/E	1931-33	
LB	1997-98	
G	1962-64	
T	1922	
DB/RB	1970-72	
TE	2002	
G	1984	
PK	1991	
T/RB	1890-93	
OT	1994-95, 97	
TE	1990-93	
WR	1996-99	
OT	1993-94	
G	1945	
RB	1903-04	
C	1943-45	
	1918	
RB	1943	
RB	1998-99	
T/G	1969-71	
RB	2001	
E	1937-39	
T/E	1966-68	
DE	1990-92	
	1965	
T/G	1919	
C	1939	
RB	1951-53	
T	1956-58	
T	1932-34	
LB	1985-88	



Cleavenger, Hal	RB	1950-52	Davis, Ben	RB	1910-11	Elwell, Charles		1885-86	Freeman, Jeremy	LB	2001
Clemente, Michael	G	1974	Davis, Charles	DB	1993-95	Emerson, James	G/T	1975-77	Freese, Clyde	T	1921, 23
Clinton, Kevin	QB	1978-79	Davis, Don	OLB	1991-94	Endecott, Orace	RB	1944-45	French, Clarence	RB	1946-49
Clothier, Gary	G	1958	Davis, Donald	QB	1963, 65	Englebrake, Michael	G	1973-74	Friday, Hosea	TE	1993-96
Clothier, Marvin	G/T	1961-62	Davis, Greg	FB	1997	Enneking, Chris	C	1996-99	Friday, Paul	DB	1988-91
Cloud, Wade	G	1925-26	Davis, Jim	T	1984-87	Erb, Greg	DB	1997-99	Friess, Timothy (Capt.)	DE	1978-80, 82
Coan, Elroy (Bert)	RB	1961	Davis, Lee	G	1929-30	Estabrook, Robert	T	1979	Fritch, John	OG	1988-89
Cochran, Allen	E	1927-29	Davis, Timothy	RB	1979, 82	Estell, Richard	WR	1982-85	Fritts, Delmar	QB	1926-27
Coellner, Chad	WR	1996-99	Davis, Van	QB	1993-94	Etchen, Frank	T	1902	Frost, Austin	T	1915-17
Cofield, Ocasio	DB	1998-99	Davison, Andrew	DB	1998-01	Etienne, Leo (Capt.)	LB	2001-02	Fry, Jake	RB	1939-40
Coghill, Robert		1920-21	Davison, William	G	1920	Ettinger, Don	RB/T	1941, 46-47	Frye, Bernard	CB	1988
Cohn, David	FB	1985-86	Dawson, Hilton	LB	1979-80	Ettinger, Jim	QB	1968-69	Fulton, Termaine	WR	1997-98, 00-01
Cohn, Julius	T/G	1906	Day, Dudley	G	1944-45	Eltrick, Marc	OLB	1990			
Coke, Dan	RB	2000-03	DeBey, Albert	G	1963	Evans, Dale	C	1967-69			
Coker, Tony	OL	2002-04	Decker, William	QB	1954-35	Evans, Jerry	DB	1970-72	<b>G</b>		
Colburn, Clint	P	1983	Dedeaux, Bradley	TE	2007-10	Evans, Ray D.	DB	1979-80	Gaddie, Maurice	DB	1994-96
Cole, Bill		1944	Deer, John	E	1961	Evans, Ray R. (Capt.)	RB	1941-42, 46-47	Galbreath, Eric	FB	1993-96
Cole, Greg (Capt.)	LB	2001-02	Dees, Elwyn	G	1932-34	Exline, Ralph	C	1963	Gale, Robert	FL	1974
Cole, Steve	DB	1983	Delaney, Carl	E	1911				Gamble, Guy	DL/LB	1984, 86
Coleman, Ben	DE	1998	Demerritte, Rodney	DB	1981-83				Games, Moses	E	1895, 97
Coleman, Gerran (Capt.)	LB/S	1980-82	Dennis, Charlie	DE	2001-02	<b>F</b>			Gant, Len	DL	1983
Coleman, Kenneth (Capt.)	FB	1961-63	Dennis, Clarence	RB	1906-08	Fairchild, Derek	LB	1993-95	Garber, John	G/RB	1963-64
Coleman, Ward	RB	1965-67	Dennis, Foster	G	1917	Fairchild, Larry	C	1962-64	Garcia, Joe	K	1997-00
Coleman, William	C	1890-93	Dent, Randall	OL	2011	Fairchild, Paul	G	1981-83	Gardner, Michael	LB	1972-73
Collard, Case	WR	2002	Dercher, Dan	DT	1995-98	Fambrough, Don (Capt.)	G	1946-47	Gardner, Stanley	NT	1979-80
Collier, Verne		1923	Dercher, Lawrence	E/T	1965-67	Fast, John	RB	1914-16	Garner, Milt	DB	1984-87
Collins, Anthony	OT	2005-07	Desmond, William	G	1918	Faulkner, Donald	G	1943	Garnett, Sherrel	T	1949-50
Collins, John	G/T	1960-62	Detwiler, John (Capt.)	RB	1912-14	Feller, Donald	RB	1957	Garrett, Collin	LB	2011
Collins, Milford	FB	1945	DiBernardo, Randy	LB	1979	Fender, James	E	1975	Garrett, Curtis	FB	1988
Colovich, Jerome	DE	1975-78	DiBiase, Thomas	RB	1966	Fenlon, Andy	LB	1982	Garrett, George	E	1969
Colter, Jeffrey	DB	1981-83	Dick, George (Capt.)	E	1941-43	Fenton, Billy	QB	1965-66	Gasaway, Byron	WR	1998, 00-02
Como, Paul	DE	2005-06	Dickerson, John	RB	1945	Ferguson, Jay	LB	1998-99	Gaughan, Tom	T	1970-71
Conley, Stephen	RB	1969-71	Dickerson, Rob	P	1985	Fette, Chad	TE	1989-90, 92	Gavin, Wyn	E	1898-99
Conn, Robert	RB	1953-54	Dickey, Joe	RB	1943	Fetty, Carlos	E	1928-29	Gay, Matt	WR	1989-92
Conner, Larry	DL	1982-83	Dierking, Marc	LB	2004-05	Fields, Arnold	SS/FB	1984-85	Gay, Michael	G/T	1977-79
Connors, Patrick	LS	1980-81, 83-84	Diggs, John	T	1984	Fields, Dexton	WR	2005-08	Gear, George	E, B	1945
Conroy, Charles	QB	1945	Dillon, Fedro	LB	1974	Fields, Harvey	RB	1981-85	Gearhart, Herbert	G	1936-37
Converse, Kent	G/C	1961-62	Dinkel, Thomas (Capt.)	LB	1974-77	Fine, Derek (Capt.)	TE	2004-07	Gentry, Robert	DB	1981-82
Cook, Bilal	DB	1996, 99-00	Dinnel, Mike	DL	1987	Fink, Ed	FB	2011	George, Robert	RB	1943
Cook, Thornton	T	1890	Diven, Lyman	RB	1936-38	Fink, Jack	G	1947	Geraghty, Mark	DB	1969-71
Cook, William		1897	Dixon, King	DB	1988-91	Fink, Joseph	C/G	1951-53	Gerhards, William	FB	1963-65
Cooke, Chester	RB	1902-03	Dobson, Frederick	E	1890-91	Fischer, David	E	1948	Geroux, David	RB	1982
Coolidge, James	RB/E	1911-12, 14	Dodds, Frank	G	1901	Fischer, Howard	C	1946-49	German, James	DE	1977
Cooper, Charles	RB	1982-83	Doherty, Ron	K	2010-11	Fisher, Michael	FB/T	1960-61	Giannangelo, Joseph	RB/QB	1934-36
Cooper, Gary	LB/G	1969-71	Doie, Robert	E	1942, 44	Fisher, Mike	CB	1986	Gibas, Collin	LS	2011
Cooper, Howard	RB	1927-28	Donald, Prentiss (Capt.)	T	1903-06	Fisher, Paul	RB/QB	1928-30	Gibbins, Chester	RB/QB	1939
Corbett, Michael	T	1970	Donohoe, Kelly	QB	1986-89	Fisk, Carroll	RB	1908	Gibbins, Denzel	RB	1939-41
Cornish, Jon	RB	2002-06	Doran, Clifton	FB	1974	Fiss, Galen	FB	1950-52	Gibson, Frank	T	1955-57
Coulter, Charles	T	1925	Dorsey, Patrick	DT	2009-11	Fiss, Lawrence	FB/E	1954	Gillespie, Lester	RB	1915
Cowan, Hector		1893-95	Doughty, Philip	E	1961-63	Fiss, Robert	C	1978-80	Gillispe, Samuel		1892
Cowell, William	T	1910	Douglas, Hugh	T	1927	Fitch, Kenneth (Capt.)	G	1958-60	Gilman, Joseph	QB	1948-49
Cox, Forrest	RB	1928-30	Douglas, Maurice	RB	1988-90, 92	Fitch, Thomas (Capt.)	DB	1975-77	Gish, Merlin	C	1950-52
Cox, Jake	OL	2005-06	Douglas, Steve	DT	1991	Fitzgerald, Linus	QB/RB	1915	Githens, Robert	C	1941-42
Cox, Monte	FB	1950	Douglass, Clarence	FB	1935-37	Fitzpatrick, William	LB	1896	Golub, Justin	OT	1996-98
Cozzens, Monte	FB	1989-92	Doyle, Chris	QB	1966-68	Flachsbarth, Lance	QB	1988-91	Good, Christopher (Capt.)	DB	1974-76
Cramer, Wesley	E/T	1926-27	Doyle, Michael	LB	1998-00	Flachsbarth, Leland	LB	1959, 1961-62	Good, Costello	FB	1993-94
Crandall, David	RB	1962-64	Drake, John	DE	1966-68	Fleeman, Brad	PK	1988-89	Goode, Donald (Capt.)	LB	1971-73
Crank, William	QB	1958-60	Drayton, Kenny	T	1954-56	Fleishman, John	E	1903-04	Goedrich, Barry	WR	2000-02
Crawford, Jockues	RB	2008	Dreher, Richard	WR	1988-91	Fletcher, Charles		1894	Goebett, Michael	T	1970
Crawford, Joe	G	1941-42, 46-47	Drumm, Robert	G	1943	Fletcher, David	T	1977-79	Gordon, David	DL	1987-89
Criswell, Kirby	E/T	1977-79	Dudley, Drew	C/T	1948-49	Floodman, Banks (Capt.)	LB	2001-05	Gordon, Charles (Capt.)	WR/DB	2003-05
Cromwell, Nolan (Capt.)	QB	1973-76	Duff, Gary (Capt.)	LB	2007-10	Florrell, Nate	QB	1990-91	Gordon, John	WR	1996
Crooks, John		1896	Dumm, Chester	RB	1962-64	Floyd, Homer (Capt.)	RB	1956-58	Gosa, Bill	T	1970-71
Crossman, Dan	DB	1985	Duncan, Ray	E	1892	Fluker, John	G	1940-41	Grady, Kyle	OG	1999, 2001
Crowell, George (Capt.)	T	1906-08	Duncan, Reggie	RB	2000-01	Fontenot, Tyrus	LB/FB	1996-99	Graham, Charles	E	1960-62
Crowell, Ward	G	1938-40	Dunne, David	RB	1987	Foot, Roger	RB	1978, 1980-82	Granderson, Johnny	DB	1985-87
Culp, John	DE	2000	Dvork, Robert	OT	1987	Ford, Frank	E	1909	Grattan, David	OG	1987-88
Curry, Dustin	FB	1997-98	Dwyer, Nate (Capt.)	E	1945	Forsyth, Charles	RB	1953	Graves, Vincent	E	1938-39
Curry, Reggie	DE	2002-03	Dyer, James	NT	1998-01	Fort, Phil	DL	1983-86	Gray, Brian	TE	1996-98
			Dyer, Zach (Capt.)	RB	1889-91	Forter, Sam	RB	1907	Gray, William	RB	1914
				QB/S	2000-03	Fortier, Richard	LB	1967	Green, Clark	RB	2002-05
						Fortier, Robert	G	1968	Green, Darren	WR	1981-83
						Foster, Dean		1891-92, 94-95	Green, Gary	RB/CB	2005-08
						Foster, Herbert	B	1945	Green, Patrick	RB	1945
						Foster, Jeff	WR	2005-07	Green, Richard	TE	1961
						Foster, Lewis (Capt.)	QB	1916-18	Green, Wade (Capt.)	G/E	1934-36
						Foster, Marvin	FL	1970-72	Greene, Adrian	DT	1995-96
						Foster, Nathaniel	G	1894-96	Greene, Jamal	DT	2008-09
						Foster, Rob	LS	1985-87	Greene, John	G	1966-67
						Foster, Steven	LB	2008-10	Greene, William	G	1966-68
						Foster, William		1891	Greenlee, David	E	1962
						Fowler, Rodney	FS	2003-05	Greenlee, John	G	1901-03
						Fox, Jeffrey	T	1979-80	Gregory, Lee	B	1944
						Foy, Earl	T	1929-31	Gregory, Troy	DB	1987-88
						Foy, Ryan	WR	1994-95	Gress, Roy	C	1919
						Fraker, Ray		1920-23	Gridley, Bernard	RB	1930-32
						Francisco, John	RB	1955-57	Griffin, Dane	LB	1982-83, 85
						Franklin, Eric	DB	1975	Griffin, Melvin	G	1921-23
						Frederick, Charles	G	1890-91	Griffith, Forrest (Capt.)	RB	1946-49
						Frederickson, A.		1891	Griffith, William	G/T	1980







Lemster, Devon	RB	1934	Martin, Walter	RB	1912	Merkel, Monte	T	1938-41	<b>N</b>		
Lenhart, William	T	1938-39	Martin, Webb		1913	Merritt, Gerry	RB	1957-58	Naramore, John	C	1938-39
Leo, Tom	G	1955	Martindale, Lloyd	TE	1969-70	Mestan, Steve	LB	2010-11	Natsues, Stephen	E/T	1969-70
Leoni, Paul	E	1951-52	Martinek, Douglas	G	1962	Meyn, Fred	C	1915	Nave, Steve	OG/DG	1982-83, 85-86
Letcavits, James	E	1955-57	Martinovich, Michael	OL	2009-11	Micek, Sidney	QB	1962-64	Neighbors, Guy	DT	1980-81
Letourneau, Jake	DB	2000-02	Marxen, Frank	T	1918-19	Michaels, James	WR	1974-76	Nelloms, Jerome	RB	1970-72
Levine, L.T.	RB	1992-95	Marxmillier, Rex	B	1945	Michaels, Ronald	RB	1959-61	Nelson, Thomas	T	1950
Lewandowski, Pat	DL	2011	Masanioiu, Joe	DG	1983	Michaelson, Manley	C	1903-04	Nelson, Wade	G	1936
Lewis, Dakota	LB	2007-08, 10	Mascarello, John (Capt.)	G	1975-77	Mickens, Lester	WR	1978-80	Nesmith, Carl	FS	1999-00
Lewis, Danny	OL	2002-03	Mason, Edward	E	1918	Miller, Adam	OT	1999	Nesmith, Dean	T	1933-35
Lewis, Edward	DB	1973-75	Mason, Lindsey	T	1975-77	Miller, Daniel	RB	1965	Nesmith, Orlando (Capt.)	QB/RB	1932-34
Lewis, John	RB/T	1957-59	Masoner, Paul	B	1936-38	Miller, Darrin	RB	2011	Nettles, George (Capt.)	T	1917, 19-20
Lewis, Mike	RB	1999	Masoner, Richard	E	1963	Miller, Delvin	DB	1978-80	New, Jim	WR	1988-91
Lewis, Rell	RB	2009, 2011	Massare, Quido	G	1938-40	Miller, Edward	T	1943	Newbrough, Dan	LB	1988-89
Lewis, Robert	G	1956	Mathies, Eric	DT	1994	Miller, Grant	RB	1912	Newman, Teddy	DE	1986-87
Lewis, Sal	DB	1984	Matterson, William	T	1892-94	Miller, Ralph	E	1957	Newson, Rob	DB	1985, 87-88
Licursi, Dave	WR	1989	Matthews, Christian	WR	2010-11	Miller, Robert A.	RB	1939-39, 41	Niblo, Ray	RB	1941
Licursi, Rob	WR	1990-92	Mattox, Marvin	DB	1984-87	Miller, Robert L. (Capt.)	RB	1943	Nichols, Fred	RB	1902
Liennon, Keith	DB	1969-70	Maumalanga, Chris (Capt.)	DE	1990-93	Mills, Derick	WR	1972-74	Nicks, Greg	C	2001-02
Lies, Michael	OT	1996-98	Maura, Brian	WR	2011	Mills, James	RB	1905-07	Nielsen, John	QB	2003-04
Lindsey, Adrian (Capt.)	RB/QB	1914-16	Mayer, Robert	E	1952	Milton, Charles	G	2000-03	Nielson, Chris	OL	1988
Linquist, Edwin	RB	1940-42	Mayes, Adrian	DL	2005, 07-08	Mills, Sid	C	1959-61	Nielson, Harry (Capt.)	RB	1915-17
Linton, Dexter	DB	2011	McAdam, John	T	1981	Milton, Sidney	C	1912	Nofsinger, Rolla (Capt.)	E	1899-1902
Linville, Aubrey	R/RB	1949-51	McAdams, Carl	RB	1920-22	Mimbs, Robert	G/C	1904-07	Nolen, Matt	G	1988-90
Lissak, Mark	QB	1976	McAnderson, Brandon (Capt.)	RB	2004-07	Mims, Zach	RB	1982-84	Normore, Clint	DB	1987
Littleken, Jay	RB	1989	McAuliffe, Richard	DB	1975	Miner, Jean	LB/DE	2003-04	Norris, Charles	G	1918
Little, Harley	RB	1920	McBride, Victor	P/H	2011	Mitchell, Bruce	T	1916	Norris, Darrell	E	1948-49
Little, James	DB	1977-79	McBurrus, Gerald	CB	1991-94	Mitchell, Jud	QB/DB	1969-71	Norris, Delvin	E	1949
Little, Walter	WR	1976-77	McCabe, Scott	DL	1988-90	Mitchell, Ray	S	1974-76	Norris, Moran	RB	1997-00
Livingstone, John	QB	1904	McCall, Tommy	G	1930, 34-35	Mitchell, Robert	OLB	2011	Norris, Robert	G	1973-74
Lofton, Uindra	DG	1985, 86	McCamy, Scott	RB	1975	Modrcin, William	RB	1989-92	Norseth, Mike	QB	1984-85
Logan, Roland	DB	1927-29	McCarroll, John	DB	1977-78, 80	Moeder, Ty	DE	1949	Nwabuisi, Austine	FB	2001-04
Lohsen, B.J.	P	1987-89	McCarter, Duane	G	1945	Moffett, Charles	RB	1990-92			
Lomax, Darris	LB	1997, 99-00	McCarthy, Lynn (Capt.)	E	1955-57	Moller, Kevin	DE	1943-44, 47-48			
Lomborg, Arthur (Dutch)	E/QB	1917-20	McCart, Virgil	OL	1904, 06	Monroe, Dick	LB	1989			
Lomborg, John	C	1922-23	McCaslin, Nick	OL	2004	Monroe, Terry	C	1947-48	Oakson, Thomas	LB	1970-72
Loncar, John	G	1981-83	McClendon, Harold	RB	2002-03	Montgomery, Harold	T	1947	Oatis, Gary	DT	1989-90
Loneker, Keith	OT	1989-92	McClinton, Curtis (Capt.)	RB	1959-61	Moody, O.C.	T	1965-67	O'Brien, Mike	C/T	1964-65
Long, Jeff	WR	1984	McClinton, James (Capt.)	DL	2004-07	Moody, Robert	RB	1894	Ochoa, David (Capt.)	OL	2003-06
Long, Kevin	TE/QB	2003	McCord, Jeff	KS	1994-96	Moore, Clyde	RB	1891-93	Oddenotto, John	OG	1999-00
Long, Mike	LB	1984, 86-88	McCormack, Michael (Capt.)	T	1948-50	Moore, Curtis (Capt.)	G	1934	Odell, John	G	1977
Long, Vergil	T	1941-42	McCormick, George	E	1928	Moore, Jim	LB	1987-90	Odle, Lason	T	1900
Lousch, Larry	G	1959-60	McCoy, Frank	RB	1904	Moore, Robert	TE	1993-96	O'Doherty, Thomas	T	1976-78
Louthan, James	G	1901-02	McCoy, John	DE	2003	Moore, Wade	DT	1990-92	Oelschlagler, Ronald	RB	1962-64
Love, Jay	G/RB	1902	McCoy, Johnny	CB	2001-02	Moore, Robert	E/T	1945	O'Gara, Guy	LB	1986-87
Love, Michael	K	1973-75	McCoy, Michael	G	1970-71	Moore, Wade	RB	1899	Oguntodu, Olaitan	LB	2006, 09-10
Lovett, John	G/RB	1909	McCracken, Clark	LB	2003-04	Moreland, Howard	G	1935-37	Olson, Benjamin	WR	1967
Lowery, Dale	C	1941	McCrane, Joseph	G	1978	Morgan, David	RB	1966-68	Oliver, Steven	T	1979-80
Lueken, Ben	OL	2008	McCray, John	T	1979	Morgan, John (Capt.)	G/C	1973-75	Olson, Andrew	T	1927-28
Luke, Brian	QB	2002-05	McCue, Charles	RB	1956-57	Morris, Donnie	RB	1970	Olson, Rodney	T	1977
Lukinac, Charles	E/RB	1958-59	McDaniel, Mike	C	1971-73	Morris, Duane	QB	1957-59	Olmigie, Chris	WR	2010-11
Lundy, Joseph	T	1951-53	McDaniel, Willie	T	1967	Morris, Jim	RB/RB	1939	O'Neal, Charles	E	1949-50
Lupher, Dave	RB/QB	1919	McDermott, Sean	TE/LS	1995-97, 99	Morrison, Thomas	E	1977	O'Neil, Richard	E	1931-33
Luschen, Jack	G	1950	McDonald, Andrew	QB/E	1920-22	Morrow, Kenneth	DE	1949	O'Neil, Robert	E	1940-41
Luster, Gary	DB	1980	McDonald, Clifford	RB	1947-49	Morrow, William	RB	1945	O'Neil, Vince	RB	1970-72
Lutton, Lyle	C	1934-36	McDonald, Dexter	CB	2011	Mortensen, Joe	LB	2005-08	Onyegbule, Maxwell	DE	2007-09
Lutz, Frank		1892	McDougald, Bradley	WR	2009-11	Morton, Harry	G	1900	O'Purum, Toben	RB	2009-11
Lyman, Steward (Capt.)	RB	1927-29	McFarland, John	QB/C	1953-54	Mosby, James	T	1922-23	O'Quinn, Willie	WR	2008, 10
Lynch, Frank	G/E	1909-10	McFarland, Roger (Capt.)	QB	1960-62	Mosher, William	T	1902	O'Rear, John	QB/K	1975
Lynch, William	RB/T	1965-67	McGee, Sandy	WR	1983, 85	Mosier, John	RB	1967-69	Orth, Mike	QB	1983-84, 86-87
			McGonagle, Scott	DB	1979	Mosse, Arthur (Capt.)	E	1895-98	Osborn, Fred	G	1977, 79-80
			McGowan, George	E	1968-69	Mott, James	C	1918	Oswald, Paul	C	1983-86
			McGraw, Brett	NT	1994-97	Moulton, Fay	RB	1898-99	Outland, Dr. John	T	1895
			McGrew, Harden	T	1940	Mount, Russell	RB	1944	Overman, Marvin	T	1943
			McGriff, Erick	WR	2010	Mowery, William	QB	1943	Owen, Benjamin	QB	1898-99
			McIntosh, Terry	RB/QB	1954, 56	Mrkonic, George	G/T	1950-52	Owen, Marc	OG	1997-00
			McKenna, John	RB	1901	Mudge, Richard	DB	1972-74			
			McKone, Jean	RB	1915	Mudloff, Donald	G	1951			
			McKown, Larry	QB	1957-58	Mueller, Alex	G	2011	<b>P</b>		
			McLean, John	E	1922-23	Mueller, Kurt	K	1984	Paden, Virgil	QB/E	1928-30
			McMichael, Scott	QB	1974-76	Muhammed, Sadiq	DB	2005-07	Page, Kenton (Capt.)	LB	1969-71
			McMillan, David (Capt.)	DE	2001-04	Mullins, Richard	T	1928-29	Page, Leland	RB	1929-31
			McMillian, Gordon	G	1926-27	Mullins, William	E	1928-29	Page, Michael	DB	1987
			McMurray, Arthur	RB	1893	Mundine, Jimmay	G/T	1923-25	Page, Ron	WR	1990
			McNaughton, Malcolm	RB	1905	Munkres, John	TE	2011	Paige, Anton	WR	1999
			McNeeley, Robert	DB	1978-81	Munson, M.R.B.	G	1967	Palkowsky, Henry	G/T	1915
			McNorton, Kyle	LB	1978-81	Murphy, Brian	WR	1901	Palmer, Brian	QB	1962
			McNulty, Ted	TE	2010-11	Murphy, Chaz	WR	2005-06	Palmer, Gery	DE	1970-72
			McNutt, Lynne	QB	1946-47	Murphy, Clifford	OLB	1999-00	Palmer, Harold	DE	1956-58
			Mead, Forrest	QB	1906	Murphy, Harry	RB	1950-52	Parent, Frank	QB	1899
			Meade, Steven	T	1941	Murphy, John	DB	1975, 77-78	Parker, James	QB/RB	1912-13
			Mears, John	DB	1969	Murphy, Kevin	G	1977	Parks, Jerome	OL	1997-98
			Mecham, Quinn	QB	2010-11	Murphy, Ryan	WR	1978-79	Parks, Mark	TE	1984-87
			Medford, Jacky	G/T	1967	Musick, Lewis	CB	2008-10	Paronto, Francis	B	1936
			Mehr, David	LB	1979-82	Mustard, John	G	1942	Parish, Darius	DT	2008, 10
			Mehring, Peter	T	1931-33	Myers, Isaiah	G	1891	Parrish, Walter	G	1981-82
			Meier, Kerry	QB/WR	2006-09	Myers, Thomas	RB	1904-05, 08	Passman, Bernard	E/C	1942
			Meier, Milton	B	1937		G	1926-27	Patchen, Michael	DB	1970
			Mendell, Melville	T	1891-92				Patmon, Tyler	CB	2010-11
			Mercer, John	LB	1973				Pattee, Frank (Capt.)	B	1945-48



Patterson, Daymond	WR/CB	2008-10	Ragsdale, James	G	1978-79
Patterson, Elvis	DB/DE	1981-83	Rambo, Hal	E	1912
Patterson, Eric	WR	1997-99	Ramsey, Floyd	C/E	1928-30
Patterson, Harold	E	1952-53	Randall, Howard	D	1909
Patterson, Matt	RB	2003-04	Randle, Avery	TB	1994-97
Paulsen, Mark	TE	1981	Randle, John	RB/DB	2003-04
Payne, Foster	RB	1928-29	Randolph, John	LB	1985-86
Pearis, Howard (Capt.)	G	1890	Raup, Allen	RB	1926
Pearson, Jawad	OT	2001	Rawlings, Roger	RB	1966-67
Peebler, Brad	LB	1989-90	Rawls, Thad	WR	1997
Peete, Skip	WR	1984-85	Ray, Murphy	WR	1985, 87
Pelfanio, Joey	K	1999-00	Rayford, Dion	DE	1998-99
Peloquin, Michael	WR	1965	Reber, John	E	1913-15
Pendleton, Raimond	RB	2007-09	Redd, Norman	G/C	1954-55
Penny, Anthony	G	1981-82	Redhage, Jeff	DE	1997, 99
Penny, Junius	C/T	1942-43	Reed, Howard	G	1905-08
Peppercorn, John (Capt.)	E/T	1957-59	Reed, Robert	WR	1993-94
Perez, Christopher	DL	1988-91	Reed, W. D.		1902
Perkins, Brandon	LB	2002-05	Reedy, Howard	G	1915, 21
Perkins, Donald (Capt.)	DE	1970-72	Reesing, Todd	QB	2006-09
Perkins, Jack	LB	1967	Reeves, Michael	RB	1968
Perry, William	G	1964-66	Reich, Gilbert	QB	1952
Peterman, Chea	LB	2010	Reich, Richard (Capt.)	C/LB	1954-55
Peters, James	T	1902	Reid, Nick (Capt.)	LB	2002-05
Peterson, David	T/E	1965-66	Reid, Robert	E	1963
Peterson, John (Capt.)	RB	1933-35	Reid, Theodore	E/RB	1916, 19-20
Petterson, Edward	RB	1915	Relph, Ross	T	1940
Petty, Reece	WR	2010	Remsburg, Dale	E	1957-59
Pflutzenreuter, Donald	RB	1954-56	Remsburg, George	RB/T	1954-55
Phelps, Edwin	G	1933-35	Renko, Steve	E	1938-39, 47
Phipps, Michael	QB	1982	Renko, Steve	QB	1963-64
Piatt, William (Capt.)	RB/E	1891-95	Replogle, Max	E	1936-38
Pick, Kale	QB	2009-11	Resby, Patrick	S	2007-08
Pieper, Bob	T	1983-85, 87	Resnick, Carl	WR	1997
Pierce, Don (Capt.)	C	1939-40	Reust, Andrew	DB	1975-76
Pierson, Tony	RB	2011	Reynolds, Albert	E	1944
Pilch, James	T	1964	Reynolds, Michael	DE	2011
Pile, Donald	LB	1974, 1977	Rhule, Dan	T	1937-39
Pinkney, Marshall	LB	1982	Rice, William E.	RB	1903-04, 07-08
Pippen, Morris	G	1974-76	Richardson, Charles	C	1902
Pirrie, Mike	LB	1987	Richardson, Joseph	B	1936-37
Plaskett, Warren	RB	1931-33	Richesson, Luke	DB	1993-96
Pleasant, Carl (Capt.)	E	1906, 08-09	Ricks, Ronald	DB	1976-77
Pless, Willie	LB	1982-85	Rideau, Brandon (Capt.)	WR	2001-04
Plumley, Jay	E	1931	Riegle, Warren (Capt.)	E	1943-44
Polian, Kevin	DT	1993	Rieth, Rich	P	1986-87
Pollom, Donald	RB	1940-41	Riggins, Franklin (Junior)	RB	1966-68
Pooler, Arthur (Capt.)	QB	1902-05	Riggins, Robert (John)	RB	1968-70
Poorman, Bert	RB	1895, 97	Riggins, William	RB	1972-73
Pope, David		1901-02	Rinehart, William	RB	1949
Pope, Warner		1894-95	Ringwood, Bruce	LB	2004
Popovich, Pete	C	1985-86	Rivera, Mike	LB	2005-08
Poppe, Orville	T	1951-53	Roach, Gregory	T	1979, 81
Porter, David		1901-02	Roach, Steven	LB	1969-71
Porter, George	RB	1907	Robben, Robert	E	1962-64
Powell, Chris	FB	1991-94	Robben, Roger	FB	1988-91
Powell, Emery		1900	Robbins, Roy	E	1915
Power, John	T/E	1910	Roberson, Akili	WR/QB	1997
Powers, George	QB/E	1924-25	Roberts, Alvin	TE	1976
Powers, Kenneth	DT	1981-83	Roberts, Clay	C	1952
Prater, John	G/C	1980-81	Roberts, Cleve	OG	1995-96
Pratt, Richard	T	1963-65	Roberts, Gene	RB	1942
Prelock, Edward	T	1956-57	Roberts, Jay	E	1961-63
Preston, Asheiki	QB	1993-94	Roberts, Joe	RB	1942
Preston, David	QB	1955-56	Robertson, Jerry	QB	1951-52
Preston, Robert	T/G	1954-55	Robinson, Bobby	RB	1956
Price, William	QB/E	1910-12	Robinson, Delario	WR	1973
Priest, Jason	DB	1988-91	Robinson, Glenn	LB	2000-02
Priest, Richard		1904-07	Robinson, Randolph	LB	1972
Pringle, James	RB	1916-17, 19	Robison, James	QB/RB	1943, 45-46
Promrenke, Bret	OLB	1991-93	Rodgers, Jack	QB	1950-51
Propernick, Anthony	FB	1927	Rodgers, Keith	OLB	1992-95
Pumphrey, Norman	G	1945	Rodino, Brian	OL	1994
Puthoff, Justin	FB	2010	Rodriguez, Cesar	OT	2004-07
Putnam, George	G	1906	Roe, Quincy	DB	1998-01
Pyles, Brandt	LB	1998	Rogan, Pat	OLB	1990
			Rogers, Jake	G	1903-04
			Rogers, Marcus (Capt.)	LB	1998-01
			Rogers, Mike	TB	1984-87
			Rogers, Myron	E/T	1954
<b>Q</b>			Rohde, Theodore	RB	1954-56
Quast, Tyler	LS	1991-94	Rohlf, Richard	G	1957-59
Quatrochi, Peter	C	1961-63	Rojas, Alonso	P	2008-10
Quick, Tommy	QB/WR	1984-86	Rooney, Shane	TE	1995-97
Quigley, Angus	RB	2007-10	Root, Charles	T	1904-05
Quigley, Ernest	RB	1900-01	Rosalis, Gabe	OT	1999-2001
			Ross, Erroll	RB	1973-74
<b>R</b>			Ross, Roger	WR	2000-01
Radcliffe, James	FB/NG	1979	Ross, Zach	QB	2005
Rader, John	RB	1945	Rossman, Richard	RB/G	1951-52
Ragon, Arthur	T	1952			

Rost, Otto (Capt.)	G	1929-31	Sharp, Marc	QB	1975-76
Roth, Gregory (Capt.)	G	1963-65	Sharpe, Lamar	DE	1994, 96-97
Rothrock, Irwin	RB	1893	Shawger, Frederick	G	1966
Rouse, Carl (Capt.)	E	1904-07	Shazor, Carl	DB	2000
Rouse, Wallace	T	1944, 49	Sheats, Eddie	DE	1971-72
Roux, Dominic	WR	2003-06	Shellenberger, William	RB	1893
Rowe, Caleb	DB	1976-77	Shenk, Henry	E	1926-27
Royal, Dean	P	1996-97	Shepard, Alvin	E	1892-93
Royer, Jacob	G	1904	Shepherd, JaCorey	WR	2011
Royle, Claude		1898-99	Sheridan, Walter	C	1940, 42
Ruble, Mirlie	RB	1916-18	Sherman, Adrian (Capt.)	RB	1890-91, 95
Ruble, Roland	RB/G	1915, 19	Sherwood, Eugene	RB	1942
Rubles, Calvin	CB	2009-10	Sherwood, Floyd	G	1927
Rucker, Richard	RB	1969-70	Sherwood, Oscar	G	1927
Rus, Darren	LB	2002-05	Shields, Warren	LB/FB	1984, 86
Rus, Steven	DE/DB	1972, 74	Shinn, Earl	E	1916-17
Russell, Charles		1904	Shinn, Michael (Capt.)	E/T	1962-63, 65
Russell, Ernie	RB	1956	Shirk, Dave (Capt.)	B	1956-58
Russell, Harlan	QB	1913-15	Shive, Edison		1944
Russell, Marion	RB	1902, 04	Shore, Theodore	B	1944
Russell, Thomas	T/G	1956-58	Shumaker, Jason	FB	2002
Rutz, Ben	QB	1995-96	Sibbensen, James	G	1970
Ryan, Martin (Capt.)	T/DE	1970-72	Sihlanick, Michael	G	1937-39
			Silver, Lonsdale	RB	1898-99
<b>S</b>			Simceka, Bennie	C	1980, 82-84
Saathoff, Kenneth	E	1972-74	Simmons, Darrin	P	1994-95
Sabatini, Frank	RB	1951-53	Simmons, Edward	LB	1980, 82-83
Salb, Karl	DT	1968-69	Simmons, Mark	WR	2002-05
Samuel, Peda (Capt.)	WR	1986-88	Simmons, Shelton	CB	2003-04
Sanborn, Theodore	E/T	1923-25	Simmons, Victor	CB	2011
Sandefur, Carl	E/T	1949-51	Simon, Loren	RB	1918-20
Sandefur, Edwin	T	1920	Simons, Dolph	G,P	1948-50
Sanders, Mark	RB	1993-96	Simons, John	DB/RB	1951-52
Sanderson, John		1896-97	Simpson, Ernest		1895-96, 98
Sandifer, Richard	QB	1953-54	Simpson, John		1894-96
Sands, Justin (Capt.)	OT	1999-2002	Simpson, Lacey		1898
Sands, Tony	RB	1988-91	Simpson, Samuel	E/RB	1958-60
Satore, Karl	T	1963	Sims, James	RB	2010-11
Saunders, Seymour	C/G	1920-21	Sizemore, Nick	FB	2011
Sayers, Gale (Capt.)	RB	1962-64	Skahan, Robert	QB	1964-65
Scanlan, John	G	1973-74	Skapnek, William	DT	1972-73
Scanlon, Timothy	DE	1969	Sklar, Richard	G	1933-35
Schaake, Elmer (Capt.)	B	1930-32	Slyter, Mark	OLB	1990
Schaake, Ralph	T,E	1939-41	Small, Marvin	E	1946-47
Schaake, William (Capt.)	E	1949-51	Smay, Cecil	E	1929-30
Schenker, Kyle	LB	1987	Smay, Charles	T	1929-30
Schermer, Jake	LB	2006-09	Smiley, Trent	TE	2011
Schick, Doyle (Capt.)	RB	1958-60	Smith, Alex	OT	2008, 10
Schimenz, John	E	1944	Smith, Ashaundai	WR	1992-95
Schleicher, Jeffery	TE	1979-81	Smith, Bob	OT	1998, 2000-01
Schmidt, Bob	C	1997-00	Smith, Carnie	QB	1930-32
Schmidt, Charles	RB	1969-71	Smith, Chris	DB	1991-92
Schmidt, Dan (Capt.)	C	1990-93	Smith, David	DL	1984
Schmidt, David (Capt.)	E	1945-48, 51	Smith, Dylon	QB	1999-00
Schmidt, Edgar	RB	1927-29	Smith, Gerald		1923
Schmidt, George	RB/QB	1925, 27	Smith, Gregory	DL	1977-78, 80-81
Schmidt, Gregg	OL	2002	Smith, Hugh	RB	1960
Schmidt, Walter	C	1956-58	Smith, James	WR	1974-76
Schmitz, Galen	DB/LB	1972-73	Smith, Jared	C	1993-96
Schmitz, Leonard	DT/G	1974-75	Smith, Kimball	G	1963, 65
Schneider, Dave	OG	1982	Smith, Laverne	RB	1973-76
Schnellbacher, Otto (Capt.)	E	1942, 46-47	Smith, Lubbock	S	2009-11
Schonewise, Quintin	T	1981, 83-84	Smith, Lynwood	E	1949-50
Schopflin, Jack	T	1927-29	Smith, Mac	PK	1986
Schranth, John	T	1900	Smith, Mark	TE	1990
Schroeder, Arthur	RB	1928	Smith, Mathew		1892
Schroeder, Herman	G	1928	Smith, Nick	C	1999-01
Schroll, John	TE	1970-72	Smith, Paul	QB/E	1955
Schuler, Gordon	G	1982-83	Smith, Quintin	WR	1986-89
Schumm, Jim	OT	1970-72	Smith, Ralph	G/T	1910
Schwab, James		1911	Smith, Reginald A. (Capt.)	T	1923-25
Schwartzburg, Dodge	PK	1984	Smith, Reginald L.	T	1981-83
Schweda, Brian	T	1962-64	Smith, Russell	G	1924
Scott, Arthur	OT	1973-75	Smith, Samuel	RB	1976-79
Scott, Mitchell	FB	2000-01	Smith, Shane	DE	2011
Scott, Robert	C	1902	Smith, Steven	QB	1980-81
Scott, Thomas	QB	1947	Smith, Thomas	G	1898-99
Schriner, Scott	TB	1986	Smith, Verni	G	1909
Scribner, William (Bucky)	P	1980-82	Smith, Willie	RB/E	1964-65
Seigel, John	T	1934-36	Smith, Wint	G	1916, 19-20
Seurer, Frank	QB	1980, 82-83	Smoot, Charles (Capt.)	C	1928-30
Seymour, Brian	S	2005, 07	Sneed, James	QB/WR	1981-83
Shank, Albert	C	1974-76	Snell, Arnold (Capt.)	FB	1986-88
Shanklin, Donald	RB	1966-68	Snyder, Jeff	RB	2001
Shanks, James	E/C	1963	Snyder, Lance	OT	1990
Shannon, Joe	DE/LB	1971-72	Sobek, Lloyd	TE	1975, 77-79
Shannon, John	RB	1926-28	Sommers, Herbert	RB	1913
Shannon, Walter	RB	1923	Sorem, Milton	G	1929-30
Sharp, Jake	RB	2006-09	Sorem, Nelson	T	1928-30
			Speak, Fred	RB	1895-96





Spear, Robert	DB	1974	Testerman, Harold	E	1924-25	Wall, Charles	RB/K	1925-26	Wilson, Ivanhoe	E/G	1916
Spear, Roy	C/T	1910	Tharp, Huldon	LB	2009, 2011	Wallace, Clyde	RB	1906	Wilson, Johnathan	WR	2007-10
Spears, Derek	TE	2005-07	Thiel, Larry	LB	1990-93	Walters, William	E	1964-66	Wilson, Roy	QB	1903, 05
Spears, Doyle	DL	1982	Thierolf, Judson (Grant)	C/G	1979-82	Walters, Wyeth	QB/RB	1924	Wilson, Wayne	C/RB	1937, 40
Spears, Dustin	DL	2009	Thomas, Fred	QB	1992	Walton, Alvin	DB	1984	Winbush, David	RB	1997-00
Spencer, Oliver (Capt.)	G/T	1950-52	Thomas, Orlo	G	1949	Walton, David	DT	1987-89	Winslow, Clarence	E	1936
Spencer, Riley	OL	2010-11	Thompson, Blake	T	1974-76	Walton, Jack	RB	1943	Winter, Winton	C	1950-51
Sperry, J. Bryan	E	1946-48	Thompson, Broderick	DT	1981-82	Ward, Lewis	G/T	1935-37	Winter, Winton Jr.	C	1973
Sperry, Kenneth	G/E	1946-48	Thompson, Kenneth	DB	2003-05	Ward, Ronnie	OLB	1992-94, 96	Wohlford, Cecil	G	1964-66
Spikes, Jeff	OL	2008-09, 2011	Thompson, Matt	OL	2004-05	Waring, Clarence	RB	1905, 08	Wolfe, Ian	OT	2007, 09
Spreklemeyer, Joe	RB	1960	Thompson, Thomas	T	1962-64	Warner, Ron	OLB	1996	Wood, Harley	G	1907-08
Springer, Eugene	RB	1892	Thoren, Jason	LB	1994-97	Warren, Charles	C	1937-39	Wood, Walter	QB/C	1914-15, 19
Springer, Justin	LB	2007-10	Thornberry, Wallace	T	1902	Warren, Thad	DB	1994-95	Woodbury, Charles	RB	1910-11
Spurgeon, Tristan	RB	1921-22	Thornton, Justin	S	2006-09	Washington, Eric	LB	2005-06	Woodbury, Harold	RB	1910
Spurney, Joe	G	1958-60	Thorson, Brad	OL	2008-10	Watkins, Brandon	LB	2001-04	Woodruff, Lawrence	C	1923
Staab, Ervell	G	1956, 58	Tice, Orbon	E	1946-51	Watkins, Frank	C	1932-34	Woods, Gregory	T/G	1976
Staab, Kent	C	1959-61	Tiger, Kenneth (Capt.)	G	1961-62	Watkins, Johnnie	DB	2003	Woods, Quintin	DE	2009-10
Stafford, Matt	DB	1990	Timmons, Rod	DL	1983	Watkins, Travis (Capt.)	DT	2001-04	Woodward, David	T/G	1898-99
Stallard, Mark	LB	1979	Toburen, Chris	LB	1978-81	Wattelet, Frank	DB	1978-80	Woodward, George	RB	1916
Stallman, Jason	TE	1989	Todd, John	QB	1915-17	Watts, Keith	DT	2002	Woody, Warren	C	1951-52
Standage, David	C	1969-70	Todd, Richard	G	1954	Waxse, David	RB	1965-66	Woody, Warren	G	1916-17, 20
Stapleton, George (Capt.)	T/G	1936-37	Tomlinson, Richard (Capt.)	G	1947-49	Waylan, Larry	T/G	1961	Woolfolk, Raymond	G	1952-53
Starr, Wilbur	RB	1924-26	Toomey, Gabriel	LB	2003-04	Weatherbie, Jonas	QB	2002	Worley, George	G	1963
St. Clair, William	E	1960-62	Towle, Steve (Capt.)	LB	1972-74	Weatherby, James	RB	1944	Wright, Arist	LB	2006-09
Steele, Clarence	QB	1908	Tracy, Brian	PK	2001	Weaver, Doug	DT	1994	Wright, Dennis	RB	1975-76
Steele, Mike	DT	1992-93	Traylor, John	RB	1955-57	Weaver, Richard	RB	1932	Wright, Ernest	TE	1980, 82-83
Steinberger, Earl	E	1893	Trossen, Ken	DT	1987-88	Webb, Anthony	DB	2006-07	Wright, Isaac	LB	2011
Steinhauser, Jamey	DB	1983-86	Truitt, Walter		1891	Webb, Jordan	QB	2010-11	Wright, Jahmal	DB	1998-99
Stephenson, Thomas	RB	1907-09	Tucker, George	RB/T	1898-1900	Webb, Scott	PK	2004-07	Wright, Sylvester	OLB	1991-94
Sterling, Miles		1890	Tucker, John		1897	Wedel, Brad	TE	1984-87	Wygile, Ralph	T	1944
Stevens, James	G	1948	Tucker, Kyle	P	2004-07	Weekley, Monroe	DE	2003			
Stevenson, Albert	RB	1955	Tucker, Robert	DL	1984-85	Weger, John	G/T	1973			
Stevenson, Jason	OG	1999-01	Tudor, Herbert	G	1912-13	Wegner, Zac (Capt.)	QB	1997-99	Yarnell, Lyndall	DE	1983-84, 86
Steward, AJ	TE	2008, 10-11	Tumpich, Joseph	DB	1979-80	Wehrman, Geoff	DB	1988	Yeo, Clyde		1902
Stewart, Jon	DL	1984-86	Turgeon, Orville	C	1966-68	Weidlein, Gary	C	1921-22	Young, James	DE	1974-77
Stiebel, Jim	C	1994-96	Turner, Jeff	LB	1972-73, 75	Weidlein, William (Capt.)	G/T	1911-13	Young, Kevin	DE	2010-11
Stinson, Wade	RB	1949-50	Turner, Jesse	E	1942, 46	Weidner, Odell	LB	1972-74	Young, Scellars	LB	1977-80
Stockdale, Don	G	1944	Turner, Lucius	WR	1970-71	Weir, John	G	1968-69			
Stockemer, Gordon	G	1972-74	Turner, Paul	K	1946	Welch, Kenney		1920			
Stocks, Fred		1893-95	Turner, Warren	G/T	1937-39	Wellman, Joe	QB	1925-26	Zaffaroni, Paul	LB	1988-90
Stokes, Sims	RB	1964	Turzilli, Andrew	WR	2011	Wellman, Michael	RB	1976-77	Zell, Tony	QB	1994
Stone, Charles		1893-95	Tushaus, Kirk	G	1979	Wells, Dean	C	1949-51	Zidd, James	LB	1977-79
Strauch, Walter (Capt.)	QB	1955-57	Tyler, Matt	P	1998-99	Wells, Dick		1932-34	Ziegler, Wayne	DB	1983-86
Strehlow, Chester	QB	1950-51	Tyus, Robert	DE	1969-70	Wenstrand, Charles	E/RB	1938	Zimmerman, James	T	1940
Stricker, Thomas	G/T	1904-05	Tyree, Greg	LB	2001-04	Werner, Mike	DL	1984, 86	Zlatnik, Duane	DL	2009-11
Strickland, Tony	DE	2000-03	Tyrer, Jason	LB	1988-90	Wertzberger, John	C	1956-58	Zook, Dean	DE	1972-74
Strickler, Thomas	G	1904-05	Tyrrell, Chris	P	2001-04	Wertzberger, Kenneth	G	1966-68	Zook, John (Capt.)	DE	1966-68
Strother, George	T/G	1913-15				Wessling, David	T	1980-82	Zuber, Harold (Capt.)	RB	1924-26
Stroud, Harold	C	1950				Wheeler, Jeff	DE	2006-09	Zvolanek, Joe	RB	1924-26
Strozier, Phillip	S	2007-10				Whitaker, Bob	OL	2003-06		E	1931
Stryker, Wilburn		1910	Ulrich, Hubert (Capt.)	E	1939-41	White, Bob	RB/QB	1933-34			
Stubblefield, Dana	DT	1994	Unruh, Arch	QB	1950-52	White, Bryan	DB	1989			
Stubbs, Tony	S	2002-04	Unruh, Otto	E	1950-52	White, David	DT	1986-87			
Stuck, Arch	E	1930				White, George	RB	1990-94			
Stucker, Charles	RB	1943				White, Jesse	E	1905-07			
Stuckey, Darrell	S	2006-09				White, Larry	G	1965-66			
Stuewe, Edward	RB	1912-13	V			White, Ronald	G/E	1950-51			
Stukey, Mano	RB	1934-35	Vanatta, Chester	C	1957-58	White, Ulysses	E	1970-71			
Suagee, Edward	RB	1939-40	Vandaveer, Marvin	RB/QB	1940-41	Whitla, Ezra	E	1901			
Suder, John	RB	1959-60	Vandree, Matt	WR	1995	Whittaker, Scott	OT	1993-96			
Sullivan, Hiram	RB	1939-40	Vann, Derek	WR	2001	Whittemore, Bill (Capt.)	QB	2002-03			
Sullivan, Michael	T	1969-71	Vann, Eric	RB	1994-97	Whitten, Bobby	T	1978-80			
Sullivan, Terence	RB	1953-54	VanSaun, Paul	DT	1972-75	Wiedemann, Franz		1912			
Sullivant, Milton (Capt.)	LB	1969-71	Van Sickle, Herschel	C	1976	Wienecke, Emil	QB	1935-37			
Sutherland, Dwight	RB	1937-39	Vang, Pete	TE	1990-93	Wier, Brandon	DB	1998-01			
Sutter, Bill	E	1944	Vang, Shawn	OG	1995-98	Wilbers, Mark	DT	1979-82			
Sutton, Mitchell	DB	1987	Vanoy, Vernon	DE	1967-68	Wilcox, Charles (Capt.)	C/T	1898-1900			
Swanson, Jason	DT	1972-73	Vaughn, Joe (Capt.)	C	2003-04	Wilder, Wayne	DL	2005-06			
Swanson, Jason	QB	2004-05	Vaughn, Robert	CB	1990-93	Wielhelm, Glenn	RB	1910			
Sweatman, Michael (Capt.)	LB	1965-67	Vaughn, Willie	WR	1985-88	Willeford, Brent	G	1969			
Swengros, Glenn	QB	1956	Vaught, John	LB	1978	Williams, Algen	TE	1991-94			
Swenson, Paul	G	1983-85	Vechiarella, Bill	DB	1983-85	Williams, Darnell	WR	1999-00			
Swift, Robert	K	1973-75	Verdugo, Kevin	QB	1987	Williams, Delvin	LB	1983, 85			
Swinford, Wes	LB	1989-92	Vernson, Harry	G/T	1916	Williams, John	RB	1971-73			
Swoboda, Paul	G	1956-57	Verser, David	WR	1977-80	Williams, John	NT	1996-99			
Sydney, Harry (Capt.)	RB	1978-80	Vidoli, Marino	OG	1989	Williams, Lynn	DT	2009-10			
			Vincendese, Mark	QB/WR	1976-78	Williams, Lynn	TB	1984-85			
			Vignatelli, Bradley	DB	1981	Williams, Lynn	QB	1943			
			Vignatelli, Eugene	G/T	1952-54	Williams, Mark	RB	1994-95			
			Vincent, Wilbur (Capt.)	RB	1900-02	Williamson, Orah (Capt.)	QB	1890-95			
			Vogel, Jack	T	1935-36	Willis, Darius	LB	2011			
			Voights, Emil	E	1896-97	Wilson, Ben		1945			
			Voigts, Myron	T	1925-26	Wilson, C.		1894			
						Wilson, Carl	OL	2008-09			
						Wilson, Clarence	QB	1921-22			
						Wilson, Donald	QB	1948			
						Wilson, Forrest	RB	1942			
						Wilson, Gilbert	RB	1959-61			
						Wilson, Harold	QB	1912-13			
						Wilson, Henry		1894			





## 1890 Sherman Scores First KU Touchdown

Kansas played its first official football game, losing to Baker University in Baldwin, Kan., 22-9. Right halfback A.F. Sherman scored KU's first touchdown on a punt return. An account of the game in the Weekly University Courier described Sherman's TD: "Hudson punted the ball down the field. Sherman managed to get the ball and made a phenomenal run for the first Kansas score ever made in football."

## 1899 Kansas has First Perfect Season

In his only season as head coach at Kansas, Fielding H. Yost led the Jayhawks to a 10-0 record, which represents one of just two perfect seasons in the 116 years of football competition. KU outscored its opponents 280-37 and averaged 28 points per game. Yost, who later gained fame as head coach at Michigan, was inducted into the College Football Hall of Fame in 1951.

## 1908 First Conference Championship

The Jayhawks finished with a 9-0 record, outscoring their opponents 131-20, and claimed the school's first conference championship by finishing with a 4-0 record in the Missouri Valley Intercollegiate Conference.

## 1912 KU Defeats MU in First Homecoming

Playing its first Homecoming game before a crowd of 9,000 fans at McCook Field, KU downed rival Missouri, 12-3. Jayhawk coach Arthur Mosse used a new offensive alignment, known as the "Minnesota Shift" to confuse the Tigers that afternoon.

## 1920 Phog Allen Builds a Football Stadium

Legendary KU basketball coach Phog Allen, in his only season as head football coach, rallied his team from a 20-0 halftime deficit to a 20-20 tie against Nebraska. Leading the team were senior quarterback Dutch Lonborg and halfback John Bunn, two individuals who were later inducted into the College Basketball Hall of Fame. The following Monday, students and faculty gathered to celebrate the comeback and more than \$200,000 was pledged over a three-day period to build a concrete stadium to replace McCook Field.

## 1921 Jayhawks Open Play in Memorial Stadium

In the first game in Memorial Stadium, the Jayhawks defeated Kansas State, 21-7, in front of 5,160 fans. When the stadium opened, the east and west side stands were completed with a capacity of 22,000. The final game of the 1921 season saw KU down Missouri, 15-9, before 15,480 fans.

## 1931 KU Plays Haskell in First Home Night Game

On a Friday night, Oct. 2, Kansas hosted the Haskell Indians in the first-ever home night game in Jayhawk football history. The concept for a night game came from KU athletics director Phog Allen, who was able to transport portable lights that were borrowed from Haskell Stadium (also in Lawrence) and put them in place at Memorial Stadium. In front of 11,000 fans, Haskell surprised KU with a 6-0 victory.

## 1947 Evans & Schnellbacher: First All-Americans

Led by KU's first two All-America selections - halfback Ray Evans and end Otto Schnellbacher - the Jayhawks finished the season with an 8-1-2 record, tied for first in the conference and capped the season by playing Georgia Tech in the 1948 Orange Bowl. It marked KU's first appearance in a postseason bowl game. Among the victories that season for head coach George Sauer was an 86-6 win against South Dakota State, which represents the most points a KU team has ever scored in a single game. KU finished the year ranked 12th in the final Associated Press poll.

## Dr. James Naismith Influenced the Game of Football

The man credited with inventing the game of basketball - Dr. James Naismith (right) - also had a significant impact on the development of football. Naismith took a football and cut it lengthwise and placed it over his head to protect his ears as a football player at Springfield College. Thus, the first football helmet was invented.

Naismith was hired by the University of Kansas in 1898 as director of physical education on the recommendation of legendary football coach Amos Alonzo Stagg. He retired from active teaching in 1937 after 39 years as a member of the KU faculty.





**1960 Jayhawks Upset a No. 1-Ranked Team**

The Jayhawks faced one of the most challenging schedules in school history, facing three teams (Syracuse, Iowa and Missouri) ranked No. 1 in the nation. KU lost early in the season to Syracuse (14-7) and Iowa (21-7), but the elite backfield combination of John Hadl, Curtis McClinton, Doyle Schick and Bert Coan helped lead the Jayhawks to a 23-7 upset win versus then No. 1-ranked Missouri. The win was later forfeited when it was determined that Coan had received a free plane ride to the College Football All-Star Game in Chicago from a KU alum.

**1963 Sayers Scampers for NCAA Record**

Hall of Fame halfback Gale Sayers put his name in the college football record book by breaking loose on a 99-yard run against Nebraska in Lincoln, the longest run from scrimmage at that time in NCAA history. Only four other backs (including KU's Eric Vann) have accomplished a run of that length in the history of college football.

**1967 A Coaching Staff of Excellence**

After finishing with a 5-5 record in his first season as head coach in 1967, Pepper Rodgers assembled one of the greatest coaching staffs in KU history to begin the 1968 season. The staff included several assistants who would later achieve fame as head coaches, including John Cooper (Tulsa, Arizona State and Ohio State), Dick Tomey (Arizona), Terry Donahue (UCLA), the late Dave McLain (Wisconsin) and Don Fambrough (Kansas). The staff also included Doug Weaver (former athletics director at Georgia Tech and Michigan State) and Larry Travis (former athletics director at Kansas State and Western Carolina).

**1968 Rodgers Takes KU to Orange Bowl**

Under the guidance of coach Pepper Rodgers, KU came within five points of an undefeated season and a victory in the Orange Bowl. The Jayhawks tied for first in the Big Eight and finished 9-2 with losses to Oklahoma (27-23) and Penn State (15-14) in the Orange Bowl. Among the standouts were quarterback Bobby Douglass and fullback John Riggins.

**1973 A Cardiac Season**

The Jayhawks experienced a cardiac season with six games decided by two points or less -- the most games decided by that margin in NCAA history. KU finished the year with a 7-4-1 record, winning three of those close encounters, and played North Carolina State in the Liberty Bowl.

**1975 Cromwell Guides KU to Upset of OU**

Kansas defeated No. 2 Oklahoma in Norman, 23-3, to end the Sooners' 28-game winning streak and 37-game unbeaten string. Earlier in the season, quarterback Nolan Cromwell set a new NCAA record for rushing yards by quarterbacks with 294 yards on 28 carries in a 20-0 win against Oregon State.

**1991 Tuxedo Tony Rushes for 396 Yards**

Running back "Tuxedo" Tony Sands set an NCAA single-game record by rushing for 396 yards on 58 carries in a 53-29 win against Missouri in Lawrence. Sands was later named Offensive Player of the Year in the Big Eight Conference.

**Ed Harvey and Homer Floyd Broke Racial Barriers**

Ed Harvey became the first African-American to play football at Kansas, earning his "K" letter as a member of the 1893 Jayhawk team. Harvey's parents were born into slavery and later escaped Quantrill's Raid in Lawrence. They became share croppers and were able to put their three sons through college.



It was 62 years later when Homer Floyd, a standout at Massillon (Ohio) High School, broke the modern-day color barrier to play football at KU. Floyd enrolled at Kansas at the urging of his high school coach, Chuck Mather, who served as the Jayhawk head coach from 1954-57.



Floyd, a team captain in 1958, started all 30 games of his career (1955-58) on offense and defense. He led the Jayhawks in rushing yardage all three years and earned all-conference honors as a senior. Floyd later played for the Edmonton Eskimos of the Canadian Football League and then served as executive director of the Pennsylvania Human Relations Commission.

**1992 First Bowl Win in 31 Years**

Head coach Glen Mason guided KU to its first bowl win in 31 years as the Jayhawks defeated Brigham Young, 23-10, in the 1992 Aloha Bowl. Led by defensive linemen Dana Stubblefield and Gilbert Brown, along with quarterback Chip Hilleary, KU finished the season with an 8-4 record and placed third in the Big Eight Conference.

**1995 Surprise Team of College Football**

Picked to finish fifth in the Big Eight preseason polls, the Jayhawks were one of the surprise teams of college football with a 10-2 season and a win over UCLA in the Aloha Bowl. Along the way, KU defeated two ranked teams (Colorado and Oklahoma) on the road. The season ended with a twist of drama as head coach Glen Mason announced just prior to the bowl game that he was leaving after the UCLA encounter to become head coach at Georgia. Mason later changed his mind and stayed as head coach, informing his team on the morning of the Aloha Bowl. KU cruised to a 51-30 victory.

**1997 Kansas Nabs 500th Victory**

Terry Allen was on the sidelines for his second conference victory as head coach at KU and the school's 500th win in school history as the Jayhawks downed Oklahoma, 20-17.

**2005 KU Reaches Second Bowl Game in Three Years**

Mark Mangino became the first head coach in KU history to lead his team to two bowl games in a three-year span as the team faced Houston in the Fort Worth Bowl. KU clobbered the Cougars, 42-13. Quarterback Jason Swanson was named the game's Most Outstanding Player.

**2007 Jayhawks Claim BCS Bowl Victory**

Consensus National Coach of the Year Mark Mangino guided the Jayhawks to arguably the greatest season in Kansas football history as the Jayhawks won a BCS Bowl (FedEx Orange Bowl), finished the year ranked seventh in the country for the second-highest ranking in school history, and posted a 12-1 record. Three Jayhawks, Aqib Talib, Anthony Collins and James McClinton, earned All-America honors as KU was the only team in the nation to rank in the top five in both scoring offense and scoring defense. The Jayhawks became the talk of the nation after running up 11 straight victories before suffering their first loss in a matchup with Missouri. KU entered that regular season finale ranked second in the country while the Tigers were listed third. Despite the loss, the Jayhawks were selected to play in a BCS game and finished the season with a victory against No. 5 Virginia Tech in the FedEx Orange Bowl.



**2008 Jayhawks Reach Consecutive Bowl Games For First Time In History**

For the first time in school history Kansas played in bowl games in consecutive years as the 2008 Jayhawks won the 2008 Insight Bowl a season after claiming the 2008 Orange Bowl. KU's 20 combined wins in 2007 and 2008 were the most in school history as well.





## 1890 (1-2)

Coach: None  
 Captain: Howard Peairs  
 Nov. 22 at Baker L 9-22  
 Nov. 27 at KC YMCA L 10-18  
 Dec. 8 BAKER W 14-12

## E.M. Hopkins

1 Season, 1891  
 (7-0-1, .938)



## 1891 (7-0-1)

Captain: John Kenzie  
 Oct. 31 vs. Missouri (at KC) W 22-8  
 Nov. 17 at Washburn W 32-10  
 Nov. 21 WASHBURN W 38-10  
 Nov. 26 at KC YMCA W 22-4  
 Nov. 28 at Baker W 18-4  
 Dec. 5 vs. Iowa (at KC) W 14-12  
 Dec. 17 BAKER W 8-0  
 Dec. 22 vs. Washington (Mo.) (at KC) T 6-6

## A.W. Shepard

2 Seasons, 1892-93  
 (9-6, .600)



## 1892 (7-1)

Captain: John Kenzie  
 Oct. 15 at Denver AC W 20-6  
 Oct. 20 BAKER W 14-0  
 Oct. 28 WASHBURN W 36-0  
 Nov. 1 \*ILLINOIS W 26-4  
 Nov. 5 vs. Iowa (at K.C.) W 24-4  
 Nov. 12 at Nebraska W 12-0  
 Nov. 19 at Baker L 0-18  
 Nov. 26 vs. Missouri (at K.C.) W 12-4  
 \*First game at McCook Field

## 1893 (2-5)

Captain: A.R. Champlin  
 Oct. 14 at Minnesota L 6-12  
 Oct. 25 BAKER L 12-14  
 Oct. 28 at Denver AC L 10-24  
 Nov. 4 vs. Iowa (at K.C.) W 35-24  
 Nov. 18 at Nebraska W 18-0  
 Nov. 24 vs. Michigan (at K.C.) L 0-22  
 Nov. 30 vs. Missouri (at K.C.) L 4-12

## Hector Cowan

3 Seasons, 1894-96  
 (15-7-1, .674)



## 1894 (2-3-1)

Captain: O.K. Williamson  
 Oct. 14 DOANE W 22-12  
 Oct. 28 OTTAWA T 6-6  
 Nov. 3 at Iowa L 14-18  
 Nov. 11 vs. Michigan (at K.C.) L 12-22  
 Nov. 22 at Nebraska L 6-12  
 Nov. 31 vs. Missouri (at K.C.) W 18-12

## 1895 (6-1)

Captain: W.H. Piatt  
 Sept. 21 vs. Midland (at Atchison) W 28-0  
 Oct. 5 MIDLAND W 56-0  
 Oct. 11 at Emporia State W 10-0  
 Nov. 2 IOWA W 52-0  
 Nov. 9 vs. Doane (at K.C.) W 32-0  
 Nov. 16 at Nebraska W 8-4  
 Nov. 28 vs. Missouri (at K.C.) L 6-10

## 1896 (7-3)

Captain: B.D. Hamill  
 Sept. 27 HASKELL W 32-0  
 Oct. 4 ABILENE W 6-0  
 Oct. 11 EMPORIA STATE W 26-0  
 Oct. 18 at Denver AC W 8-6  
 Oct. 25 at Iowa L 0-6  
 Nov. 1 vs. KC Medical (at K.C.) L 0-8  
 Nov. 8 NEBRASKA W 18-4  
 Nov. 14 DOANE W 16-4  
 Nov. 26 vs. Missouri (at K.C.) W 30-0  
 Nov. 28 vs. Minnesota (at K.C.) L 0-12

## Wylie G. Woodruff

2 Seasons, 1897-98  
 (15-3, .833)



## 1897 (8-2)

Captain: A.R. Kennedy  
 Oct. 6 vs. KC Medical (at K.C.) W 22-8  
 Oct. 8 MIDLAND W 40-0  
 Oct. 9 HASKELL W 40-0  
 Oct. 16 WARRENSBURG W 23-0  
 Oct. 23 at Glasco (Kan.) W 23-0  
 Oct. 30 IOWA W 56-0  
 Nov. 6 at St. Mary's W 28-0  
 Nov. 13 at Nebraska L 5-6  
 Nov. 20 vs. KC Medical (at K.C.) L 0-2  
 Nov. 25 vs. Missouri (at K.C.) W 16-0

## 1898 (7-1)

Captain: Arthur St. L. Mosse  
 Sept. 24 HASKELL W 15-0  
 Oct. 5 vs. KC Medical (at K.C.) W 6-0  
 Oct. 15 IOWA STATE W 11-6  
 Oct. 22 at Warrensburg W 33-0  
 Oct. 29 at Ainsworth Medical W 40-0  
 Nov. 5 NEBRASKA L 6-18  
 Nov. 12 KC MEDICAL W 6-0  
 Nov. 24 vs. Missouri (at K.C.) W 12-0

## Fielding H. Yost

1 Season, 1899  
 (10-0, 1.000)



## 1899 (10-0)

Captain: Hubert Avery  
 Sept. 30 HASKELL W 12-0  
 Oct. 7 WASHBURN W 35-0  
 Oct. 14 OTTAWA W 29-6  
 Oct. 21 DRAKE W 29-5  
 Oct. 28 HASKELL W 18-0  
 Nov. 4 at Ottawa W 29-0  
 Nov. 11 at Emporia State W 35-0  
 Nov. 18 at Nebraska W 36-20  
 Nov. 25 WASHBURN W 23-0  
 Nov. 30 vs. Missouri (at K.C.) W 34-6

## Charles Boynton

1 Season, 1900  
 (2-5-2, .333)



## 1900 (2-5-2)

Captain: Charles Wilcox  
 Oct. 1 at Ottawa W 6-0  
 Oct. 6 WASHBURN L 0-24  
 Oct. 20 EMPORIA STATE T 6-6  
 Oct. 27 at South Dakota W 42-0  
 Nov. 3 vs. KC Medical (at K.C.) L 15-23  
 Nov. 10 WASHBURN L 0-29  
 Nov. 17 NEBRASKA L 0-12  
 Nov. 21 at Emporia State L 0-18  
 Nov. 29 vs. Missouri (at K.C.) T 6-6

## John Outland

1 Season, 1901  
 (3-5-2, .400)



## 1901 (3-5-2)

Captain: Julian Jenkinson  
 Sept. 29 OTTAWA L 5-16  
 Oct. 5 EMPORIA STATE W 36-10  
 Oct. 14 at Kirksville Osteop. W 17-6  
 Oct. 19 at Washburn T 0-0  
 Oct. 26 at Wisconsin L 0-50  
 Oct. 30 at Beloit T 0-0  
 Nov. 9 HASKELL L 5-18  
 Nov. 16 NEBRASKA L 5-29  
 Nov. 23 TEXAS W 12-0  
 Nov. 28 vs. Missouri (at K.C.) L 12-18



**Arthur Curtis**

1 Season, 1902  
(6-4, .600)



**1902 (6-4)**

Captain: W.D. Vincent

Sept. 29	FAIRMONT (Wichita)	W	6-0
Oct. 4	KANSAS STATE	W	16-0
Oct. 11	WASHBURN	W	34-0
Oct. 18	KC MEDICAL	W	13-0
Oct. 25	at Wisconsin	L	0-38
Oct. 29	at Knox College	L	0-5
Nov. 8	at Nebraska	L	0-16
Nov. 5	HASKELL	L	5-24
Nov. 20	at Emporia State	W	17-5
Nov. 27	vs. Missouri (at K.C.)	W	17-5

**Harrison S. Weeks**

1 Season, 1903  
(6-3, .667)



**1903 (6-3)**

Captain: Alpha Brumage

Sept. 28	COLLEGE OF EMPORIA	W	32-0
Oct. 3	KANSAS STATE	W	34-0
Oct. 10	EMPORIA STATE	W	12-0
Oct. 17	at Colorado	W	12-11
Oct. 24	HASKELL	L	6-12
Oct. 31	at Washburn	L	0-5
Nov. 7	OKLAHOMA	W	17-5
Nov. 14	NEBRASKA	L	0-6
Nov. 26	vs. Missouri (at K.C.)	W	5-0

**A.R. Kennedy**

7 Seasons, 1904-10  
(52-9-4, .831)



**1904 (8-1-1)**

Captain: Albert Hicks

Sept. 24	COLLEGE OF EMPORIA	W	6-0
Oct. 1	EMPORIA STATE	W	34-0
Oct. 6	HASKELL	L	6-23
Oct. 15	COLORADO	T	6-6
Oct. 21	at Oklahoma	W	16-0
Oct. 29	at Washburn	W	5-0
Nov. 5	NOTRE DAME	W	24-5
Nov. 12	vs. Washington (Mo.) (at St. Louis)	W	12-0
Nov. 19	at Kansas State	W	41-4
Nov. 24	vs. Missouri (at K.C.)	W	29-0

**1905 (10-1)**

Captain: Arthur Pooler

Sept. 23	WILLIAM JEWELL	W	23-0
Oct. 4	COLLEGE OF EMPORIA	W	45-0
Oct. 7	at Arkansas	W	6-0
Oct. 9	at Drury	W	11-0
Oct. 14	at Emporia State	W	32-0
Oct. 21	OKLAHOMA	W	34-0
Oct. 28	vs. Colorado (at Denver)	L	0-15
Nov. 4	WASHINGTON (MO.)	W	21-0
Nov. 11	at Washburn	W	18-11
Nov. 25	KANSAS STATE	W	28-0
Nov. 30	vs. Missouri (at K.C.)	W	24-0

**1906 (6-2-2)**

Captain: Prentiss Donald

Sept. 22	WILLIAM JEWELL	W	18-0
Oct. 3	COLLEGE OF EMPORIA	W	25-0
Oct. 6	ST. MARY'S	W	18-0
Oct. 13	ARKANSAS	W	35-7
Oct. 20	OKLAHOMA	W	16-0
Nov. 3	at Saint Louis	L	2-34
Nov. 10	at Washburn	T	0-0
Nov. 17	*at Nebraska	W	8-6
Nov. 24	at Kansas State	L	4-6
Nov. 29	vs. Missouri (at K.C.)	T	0-0

\*KU's 100th victory

**Missouri Valley  
Intercollegiate Athletic  
Association (1907-1928)**

**1907 (5-3, 1-1) MVC: 3rd**

Captain: Carl Rouse

Oct. 5	WILLIAM JEWELL	W	38-0
Oct. 12	ST. MARY'S	W	14-2
Oct. 19	at Oklahoma	W	15-0
Oct. 26	KANSAS STATE	W	29-10
Nov. 2	at Washburn	L	5-12
Nov. 9	NEBRASKA	L	6-16
Nov. 16	at St. Louis	L	0-17
Nov. 28	vs. *Missouri (at St. Joseph)	W	4-0

\* KU's first conference victory

**1908 (9-0, 4-0) MVC: \*1st**

Captain: G.T. Crowell

Sept. 26	EMPORIA STATE	W	11-0
Oct. 3	ST. MARY'S	W	24-0
Oct. 10	KANSAS STATE	W	12-6
Oct. 17	OKLAHOMA	W	11-0
Oct. 24	WASHINGTON (MO.)	W	10-0
Nov. 7	WASHBURN	W	23-0
Nov. 14	at Nebraska	W	20-5
Nov. 21	at Iowa	W	10-5
Nov. 26	vs. Missouri (at K.C.)	W	10-4

\*KU's first conference championship

**1909 (8-1, 3-1) MVC: 2nd**

Captain: Carl Pleasant

Sept. 25	EMPORIA STATE	W	55-0
Oct. 2	ST. MARY'S	W	29-0
Oct. 9	OKLAHOMA	W	11-0
Oct. 16	at Kansas State	W	5-3
Oct. 23	WASHINGTON (MO.)	W	23-0
Oct. 30	at Washburn	W	17-0
Nov. 6	at Nebraska	W	6-0
Nov. 20	IOWA	W	20-7
Nov. 26	vs. Missouri (at K.C.)	L	6-12

**1910 (6-1-1, 1-1-1) MVC: 5th**

Captain: Tommy Johnson

Oct. 1	OTTAWA	W	11-0
Oct. 8	ST. MARY'S	W	9-5
Oct. 15	BAKER	W	21-0
Oct. 22	at Drake	W	6-0
Oct. 29	WASHBURN	W	21-6
Nov. 5	NEBRASKA	L	0-6
Nov. 12	at Oklahoma	W	2-0
Nov. 24	vs. Missouri (at K.C.)	T	5-5

**Ralph W. Sherwin**

1 Season, 1911  
(4-2-2, .625)



**1911 (4-2-2, 1-1-1) MVC: 3rd**

Captain: Earl Ammons

Oct. 7	BAKER	T	0-0
Oct. 14	ST. MARY'S	W	47-0
Oct. 21	at Kansas State	W	6-0
Oct. 28	DRAKE	W	11-3
Nov. 4	at Washburn	W	14-6
Nov. 11	OKLAHOMA	L	0-3
Nov. 18	NEBRASKA	L	0-29
Nov. 23	*MISSOURI	T	3-3

\*First KU-MU game played on campus

**Arthur Mosse**

2 Seasons, 1912-13  
(9-7, .563)



**1912 (4-4, 1-2) MVC: 5th**

Captain: Howard Brownlee

Oct. 5	ST. MARY'S	W	62-0
Oct. 12	WARRENSBURG	W	27-0
Oct. 19	at Drake	L	0-6
Oct. 26	KANSAS STATE	W	19-6
Nov. 2	OKLAHOMA	L	5-6
Nov. 9	at Washburn	L	0-10
Nov. 16	at Nebraska	L	3-14
Nov. 23	*MISSOURI (HC)	W	12-3

\*KU's first homecoming game

**1913 (5-3, 3-2) MVC: 3rd**

Captain: William Weidlein

Oct. 4	WILLIAM JEWELL	W	7-0
Oct. 11	WASHINGTON (MO.)	W	55-7
Oct. 18	DRAKE	W	11-0
Oct. 25	at Kansas State	W	26-0
Nov. 1	at Oklahoma	L	7-21
Nov. 8	WASHBURN	W	14-0
Nov. 15	NEBRASKA (HC)	L	0-9
Nov. 22	at Missouri	L	0-3



## H.M. Wheaton

1 Season, 1914  
(5-2-1, .688)



### 1914 (5-2-1, 2-2) MVC: 4th

Captain: John Detwiler

Oct. 3	WILLIAM JEWELL	W	48-2
Oct. 10	COLLEGE OF EMPORIA	W	7-0
Oct. 17	at Drake	W	32-7
Oct. 26	KANSAS STATE	W	27-0
Oct. 31	OKLAHOMA	T	16-16
Nov. 7	at Washburn	W	20-14
Nov. 14	at Nebraska	L	0-35
Nov. 21	MISSOURI	L	7-10

## Herman Olcott

3 Seasons, 1915-17  
(16-7-1, .688)



### 1915 (6-2, 3-1) MVC: 2nd

Captain: D.S. James

Oct. 2	WILLIAM JEWELL	W	20-0
Oct. 9	EMPORIA STATE	W	21-3
Oct. 16	DRAKE	W	30-7
Oct. 23	at Kansas State	W	19-7
Oct. 30	at Oklahoma	L	14-23
Nov. 6	WASHBURN	W	41-0
Nov. 13	NEBRASKA (HC)	L	0-33
Nov. 27	at Missouri	W	8-6

### 1916 (4-3-1, 1-2-1) MVC: 5th

Captain: Adrian Lindsey

Sept. 30	EMPORIA STATE	W	13-0
Oct. 7	at Illinois	L	0-30
Oct. 14	at Iowa State	L	0-13
Oct. 28	KANSAS STATE	T	0-0
Nov. 4	OKLAHOMA	W	21-13
Nov. 11	at Washburn	W	27-0
Nov. 18	*at Nebraska	W	7-3
Nov. 30	MISSOURI (HC)	L	0-13

\*Victory ended Nebraska's 34-game unbeaten string

### 1917 (6-2, 3-1) MVC: T-3rd

Captain: Harry Neilson

Oct. 6	at Illinois	L	0-22
Oct. 13	EMPORIA STATE	W	33-0
Oct. 20	WASHBURN	W	34-2
Oct. 27	IOWA STATE	W	7-0
Nov. 3	at Kansas State	W	9-0
Nov. 10	at Oklahoma	W	13-6
Nov. 17	NEBRASKA (HC)	L	3-13
Nov. 29	MISSOURI	W	27-3

## Jay Bond

1 Season, 1918  
(2-2, .500)



### \*1918 (2-2) MVC: No standings

Captain: Lewis Foster

Nov. 9	OKLAHOMA	L	0-33
Nov. 16	at Nebraska	L	0-20
Nov. 23	BAKER	W	20-6
Nov. 28	KANSAS STATE	W	13-7

\*Season shortened due to campus-wide influenza outbreak.

## Leon McCarty

1 Season, 1919  
(3-2-3, .563)



### 1919 (3-2-3, 1-1-1) MVC: 4th

Captain: Howard Laslett

Oct. 4	PITTSBURG STATE	W	42-0
Oct. 11	EMPORIA STATE	W	14-0
Oct. 18	at Washburn	T	0-0
Oct. 25	at Iowa State	T	0-0
Nov. 1	KANSAS STATE	W	16-3
Nov. 8	OKLAHOMA	T	0-0
Nov. 15	at Nebraska	L	7-19
Nov. 29	MISSOURI (HC)	L	6-13

## Forrest C. Allen

1 Season, 1920  
(5-2-1, .688)



### 1920 (5-2-1, 3-2) MVC: T-3rd


Captain: George Nettels

Oct. 2	EMPORIA STATE	W	47-0
Oct. 9	WASHBURN	W	6-0
Oct. 16	DRAKE	W	7-3
Oct. 23	IOWA STATE	W	7-0
Oct. 30	at Kansas State	W	14-0
Nov. 6	at Oklahoma	L	9-21
Nov. 13	*NEBRASKA	T	20-20
Nov. 27	at Missouri	L	7-16

\*Last game at McCook Field

## Potsy Clark

5 Seasons, 1921-25  
(16-17-6, .487)



### 1921 (4-3, 3-3) MVC: 5th

Captain: Paul Jones

Oct. 1	at Washburn	W	28-7
Oct. 15	DRAKE	L	7-15
Oct. 22	at Iowa State	W	14-7
Oct. 29	*KANSAS STATE	W	21-7
Nov. 5	at Oklahoma	L	7-24
Nov. 12	at Nebraska	L	0-28
Nov. 24	MISSOURI (HC)	W	15-9

\*First game in Memorial Stadium

### 1922 (3-4-1, 1-3-1) MVC: 8th

Captain: Severt Higgins

Oct. 7	at Army	L	0-13
Oct. 14	at Drake	L	0-6
Oct. 21	WASHBURN	W	32-3
Oct. 28	at Kansas State	T	7-7
Nov. 4	OKLAHOMA	W	19-3
Nov. 11	*NEBRASKA (HC)	L	0-28
Nov. 18	COLORADO	W	39-6
Nov. 30	at Missouri	L	7-9

\*Official dedication of Memorial Stadium

### 1923 (5-0-3, 3-0-3) MVC: 3rd

Captain: Charles Black

Oct. 6	CREIGHTON	W	6-0
Oct. 13	OKLAHOMA STATE	W	9-0
Oct. 20	at Nebraska	T	0-0
Oct. 27	KANSAS STATE	T	0-0
Nov. 3	at Oklahoma	W	7-3
Nov. 10	*WASHINGTON (MO.)	W	83-0
Nov. 17	DRAKE	W	17-0
Nov. 29	MISSOURI (HC)	T	3-3

\*Largest victory margin in school history

### 1924 (2-5-1, 2-4-1) MVC: 7th

Captain: Harold Burt

Oct. 4	OKLAHOMA STATE	L	0-3
Oct. 11	IOWA STATE	L	10-13
Oct. 18	at Kansas State	L	0-6
Oct. 25	NEBRASKA (HC)	L	7-14
Nov. 1	at Washington (Mo.)	W	48-0
Nov. 8	at Drake	T	6-6
Nov. 15	OKLAHOMA	W	20-0
Nov. 27	at Missouri	L	0-14

### 1925 (2-5-1, 2-5-1) MVC: 8th

Captain: Reginald Smith

Oct. 3	OKLAHOMA STATE	W	13-3
Oct. 10	at Iowa State	L	0-20
Oct. 17	KANSAS STATE	L	7-14
Oct. 24	at Nebraska	L	0-14
Oct. 31	DRAKE	L	0-7
Nov. 7	at Oklahoma	T	0-0
Nov. 14	at Grinnell	L	0-3
Nov. 21	MISSOURI (HC)	W	10-7





Franklin Cappon

2 Seasons, 1926-27  
(5-10-1, .344)



1926 (2-6, 1-5)

MVC: 9th

Captain: Harold Zuber

Oct. 2	WASHBURN	W	14-6
Oct. 9	at Wisconsin	L	0-13
Oct. 16	at Kansas State	L	0-27
Oct. 23	NEBRASKA (HC)	L	3-20
Oct. 30	at Drake	L	0-13
Nov. 6	GRINNELL	L	7-32
Nov. 11	OKLAHOMA	W	10-9
Nov. 20	at Missouri	L	0-15

\*1927 (3-4-1, 3-3-1) MVC: 5th

Captain: Barrett Hamilton

Oct. 1	at Grinnell	W	19-0
Oct. 8	WISCONSIN	L	6-26
Oct. 15	KANSAS STATE	L	2-13
Oct. 22	WASHINGTON (MO)	T	21-21
Oct. 29	DRAKE	W	7-6
Nov. 5	at Nebraska	L	13-47
Nov. 12	at Oklahoma	L	7-26
Nov. 19	MISSOURI (HC)	W	14-7

\*Memorial Stadium capacity increased to 35,000 (North Bowl).

Bill Hargiss

5 Seasons, 1928-32  
(22-18-2, .538)



1928 (2-4-2, 1-3-1) MVC: 5th

Captain: Harold Hauser

Oct. 6	GRINNELL	W	14-0
Oct. 13	at Washington (Mo.)	T	7-7
Oct. 20	at Kansas State	W	7-0
Oct. 27	IOWA STATE	T	0-0
Nov. 3	NEBRASKA (HC)	L	0-20
Nov. 10	at Marquette	L	0-7
Nov. 17	OKLAHOMA	L	0-7
Nov. 24	at Missouri	L	6-25

Big Six Conference  
(1929-47)

1929 (4-4, 2-3) Big Six: 5th

Captain: Steward Lyman

Oct. 5	at Illinois	L	0-25
Oct. 12	EMPORIA STATE	W	38-0
Oct. 19	KANSAS STATE	L	0-6
Oct. 26	at Iowa State	W	33-0
Nov. 2	at Nebraska	L	6-12
Nov. 9	at Oklahoma	W	7-0
Nov. 16	WASHINGTON (MO.)	W	13-0
Nov. 23	MISSOURI (HC)	L	0-7

1930 (6-2, 4-1) Big Six: 1st

Captain: Charles Smoot

Oct. 4	*at Creighton (Nt.)	W	26-0
Oct. 10	at Haskell (Nt.)	W	33-7
Oct. 18	at Kansas State	W	14-0
Oct. 25	IOWA STATE	W	20-6
Nov. 1	at Pennsylvania	L	6-21
Nov. 8	NEBRASKA (HC)	L	0-16
Nov. 15	OKLAHOMA	W	13-0
Nov. 22	at Missouri	W	22-0

\*First night game in school history

1931 (5-5, 1-3) Big Six: 4th

Captain: Otto Rost

Sept. 26	COLORADO STATE	W	27-6
Oct. 2	*HASKELL (Nt.)	L	0-6
Oct. 10	JAMES MILLIKEN	W	30-0
Oct. 17	KANSAS STATE	L	0-13
Oct. 24	at Nebraska	L	0-6
Oct. 31	OKLAHOMA STATE	L	7-13
Nov. 7	at Oklahoma	L	0-10
Nov. 14	at Washington (Mo.)	W	28-0
Nov. 21	MISSOURI(HC)	W	14-0
Dec. 5	at Washburn	W	6-0

\*First night game at Memorial Stadium

1932 (5-3, 3-2) Big Six: T-2nd

Coaches: Bill Hargiss, \*Ad Lindsey

Captain: Elmer Schaaake

Sept. 30	at Denver (Nt.)	W	13-12
Oct. 8	OKLAHOMA	L	6-21
Oct. 15	at Iowa State	W	26-0
Oct. 22	NEBRASKA (HC)	L	6-20
Oct. 28	at Saint Louis (Nt.)	W	6-0
Nov. 5	NOTRE DAME	L	6-24
Nov. 12	at Missouri	W	7-0
Nov. 19	at Kansas State	W	19-0

\*Lindsey became head coach with Iowa State game.

Ad Lindsey

6 Seasons, 1933-38  
(23-30-8, .443)



1933 (5-4-1, 2-3)

Big Six: 4th

Captain: Ormand Beach

Sept. 23	WARRENSBURG	W	34-0
Sept. 30	at Creighton (Nt.)	W	14-0
Oct. 7	at Notre Dame	T	0-0
Oct. 21	at Tulsa	L	0-7
Oct. 28	KANSAS STATE	L	0-6
Nov. 4	at Oklahoma	L	0-20
Nov. 11	at Nebraska	L	0-12
Nov. 18	IOWA STATE	W	20-6
Nov. 30	MISSOURI (HC)	W	27-0
Dec. 2	at George Washington	W	7-0

1934 (3-4-3, 1-2-2) Big Six: 4th

Captain: Ole Nesmith

Sept. 29	COLORADO	T	0-0
Oct. 6	at Tulsa	L	0-7
Oct. 13	ST. BENEDICT'S	W	34-12
Oct. 20	at Kansas State	L	0-13
Oct. 27	OKLAHOMA	T	7-7
Nov. 3	at Iowa State	T	0-0
Nov. 10	at Washington (Mo.)	W	13-0
Nov. 17	NEBRASKA	L	0-3
Nov. 24	MICHIGAN STATE	L	0-6
Nov. 29	at Missouri	W	20-0

1935 (4-4-1, 2-2-1) Big Six: 3rd

Captain: John Peterson

Sept. 28	at Notre Dame	L	7-28
Oct. 5	ST. BENEDICT'S	W	42-0
Oct. 12	at Michigan State	L	0-42
Oct. 26	KANSAS STATE	W	9-2
Nov. 2	at Oklahoma	W	7-0
Nov. 9	at Nebraska	L	13-19
Nov. 16	at Colorado	W	12-6
Nov. 23	IOWA STATE	L	12-21
Nov. 28	MISSOURI (HC)	T	0-0

1936 (1-6-1, 0-5) Big Six: 6th

Captain: Wade Green

Oct. 3	WASHBURN	W	19-6
Oct. 10	at Iowa State	L	7-21
Oct. 17	OKLAHOMA	L	0-14
Oct. 24	at Kansas State	L	6-26
Oct. 31	ARIZONA	T	0-0
Nov. 7	NEBRASKA (8) (HC)	L	0-26
Nov. 14	MICHIGAN STATE	L	0-41
Nov. 26	at Missouri	L	3-19

1937 (3-4-2, 2-1-2) Big Six: 3rd

Captain: George Stapleton

Oct. 1	at Washburn (Nt.)	W	25-2
Oct. 9	at Wichita	L	7-18
Oct. 16	IOWA STATE	W	14-6
Oct. 23	at Oklahoma	W	6-3
Oct. 30	at Michigan State	L	0-16
Nov. 6	at Nebraska (6)	T	13-13
Nov. 13	KANSAS STATE	L	0-7
Nov. 20	at Arizona	L	7-9
Nov. 25	MISSOURI (HC)	T	0-0

1938 (3-6, 1-4) Big Six: 6th

Captain: Dave Shirk

Sept. 24	TEXAS	W	19-18
Oct. 1	at Notre Dame	L	0-52
Oct. 8	WASHBURN	W	58-14
Oct. 15	OKLAHOMA	L	0-19
Oct. 22	at Iowa State	L	7-21
Oct. 29	at Kansas State	W	27-7
Nov. 5	NEBRASKA (HC)	L	7-16
Nov. 12	at George Washington	L	7-9
Nov. 25	at Missouri	L	7-13

Gwinn Henry

4 Seasons, 1939-42  
(9-27, .252)



1939 (2-6, 1-4) Big Six: T-4th

Captain: Milt Sullivant

Sept. 29	at Drake (Nt.)	L	6-12
Oct. 7	IOWA STATE	W	14-0
Oct. 14	at Colorado State	W	7-0
Oct. 21	at Oklahoma (3)	L	7-27
Nov. 3	KANSAS STATE	L	6-27
Nov. 11	at Nebraska	L	0-7
Nov. 18	GEORGE WASHINGTON	L	7-14
Nov. 25	MISSOURI (10) (HC)	L	0-20



## 1940 (2-7, 0-5) Big Six: 6th

Captain: Don Pierce

Oct. 5	at Iowa State	L	0-7
Oct. 12	DRAKE	W	20-6
Oct. 19	NEBRASKA	L	2-53
Oct. 26	at Kansas State	L	0-20
Nov. 1	at Villanova (Nt.)	L	7-33
Nov. 9	OKLAHOMA (HC)	L	0-13
Nov. 16	at George Washington	L	0-6
Nov. 21	at Missouri	L	20-45
Nov. 28	COLORADO STATE	W	26-0

## 1941 (3-6, 2-3) Big Six: 4th

Captain: Hub Ulrich

Sept. 26	at Temple (Nt.)	L	9-31
Oct. 4	WASHINGTON (MO)	W	19-6
Oct. 11	at Nebraska	L	0-32
Oct. 18	at Marquette (Nt.)	L	7-33
Oct. 25	IOWA STATE	W	13-0
Nov. 1	at Oklahoma	L	0-38
Nov. 8	at West Virginia	L	0-21
Nov. 15	KANSAS STATE	W	20-16
Nov. 22	MISSOURI (18) (HC)	L	6-45

## 1942 (2-8, 1-4) Big Six: T-5th

Captain: None elected

Sept. 19	IOWA NAVY PRE-FLIGHT	L	0-61
Sept. 26	MARQUETTE	L	0-14
Oct. 2	at Denver (Nt.)	L	0-17
Oct. 10	at TCU	L	6-41
Oct. 17	OKLAHOMA	L	0-25
Oct. 24	at Kansas State	W	19-7
Oct. 31	NEBRASKA (HC)	L	7-14
Nov. 7	WASHINGTON (MO)	W	19-7
Nov. 14	at Iowa State	L	13-20
Nov. 26	at Missouri	L	13-42

### Henry Shenk

3 Seasons, 1943-45  
(11-16-3, .417)



## 1943 (4-5-1, 2-3) Big Six: T-4th

Captain: George Dick

Sept. 24	at Washburn (Nt.)	T	0-0
Oct. 1	at Denver (Nt.)	L	6-19
Oct. 9	IOWA STATE	L	6-13
Oct. 16	WASHBURN	W	13-0
Oct. 23	at Nebraska	L	6-7
Oct. 30	KANSAS STATE	W	25-2
Nov. 6	at Oklahoma	L	13-26
Nov. 13	WARRNSBURGH	W	13-12
Nov. 20	MISSOURI (HC)	W	7-6
Nov. 25	at Ft. Riley	L	7-22

## 1944 (3-6-1, 1-4) Big Six: T-5th

Captain: Warren Riegler

Sept. 15	WASHBURN (Nt.)	W	47-0
Sept. 23	vs TCU (Nt.) (at Kansas City)	L	0-7
Sept. 29	at Denver (Nt.)	T	14-14
Oct. 7	at Tulsa (Nt.)	L	0-27
Oct. 14	at Iowa State	L	0-25
Oct. 21	NEBRASKA (HC)	W	20-0
Nov. 4	OLATHE NAVY	W	33-14
Nov. 11	at Kansas State	L	14-18
Nov. 18	OKLAHOMA	L	0-20
Nov. 23	MISSOURI	L	0-28

## 1945 (4-5-1, 1-3-1) Big Six: 5th

Captain: Dave Schmidt

Sept. 22	vs. TCU (Nt.) (at Kansas City, Mo.)	L	0-18
Sept. 28	at Denver (Nt.)	W	20-19
Oct. 6	*IOWA STATE	T	13-13
Oct. 12	WASHBURN (Nt.)	W	34-0
Oct. 20	at Oklahoma	L	7-39
Oct. 27	at Wichita	W	13-0
Nov. 3	at Nebraska	L	13-27
Nov. 10	at Marquette	L	0-26
Nov. 17	KANSAS STATE (HC)	W	27-0
Nov. 24	MISSOURI (16)	L	12-33

\*100th game in Memorial Stadium

### George Sauer

2 Seasons, 1946-47  
(15-3-3, .786)



## 1946 (7-2-1, 4-1) Big Six: T-1st

Captain: Ray Evans

Sept. 21	TCU (Nt.) (at K.C.)	T	0-0
Sept. 27	at Denver (Nt.)	W	21-13
Oct. 5	WICHITA	W	14-7
Oct. 12	at Iowa State	W	24-8
Oct. 19	NEBRASKA (HC)	L	14-16
Oct. 26	at Tulsa	L	0-56
Nov. 2	OKLAHOMA STATE	W	14-13
Nov. 9	OKLAHOMA (16)	W	16-13
Nov. 16	at Kansas State	W	34-0
Nov. 28	at Missouri	W	20-19

## 1947 (8-1-2, 4-0-1) Big Six: T-1st

Captains: Otto Schnellbacher, Don Fambrough

Final Ranking: 12th (AP)

Sept. 20	vs. TCU (Nt.) (at Kansas City, Mo.)	T	0-0
Sept. 26	at Denver (Nt.)	W	9-0
Oct. 4	IOWA STATE	W	27-7
Oct. 11	SOUTH DAKOTA STATE	W	86-6
Oct. 18	at Oklahoma	T	13-13
Nov. 1	*KANSAS STATE	W	55-0
Nov. 8	at Nebraska	W	13-7
Nov. 15	at Oklahoma State	W	13-7
Nov. 22	(17) MISSOURI (HC)	W	20-14
Nov. 29	(13) at Arizona (Nt.)	W	54-28
Jan. 1	#(13) vs. Georgia Tech (10)	L	14-20
59,578			

(Orange Bowl at Miami, Fla.)

\*Largest conference victory in school history

#First bowl game

### J.V. Sikes

6 Seasons, 1948-53  
(35-25, .583)



### Big Seven Conference

(1948-56)

## 1948 (7-3, 4-2) Big Seven: 3rd

Captains: Hugh Johnson, Frank Pattee

Sept. 18	TCU	L	13-14	26,000
Sept. 24	at Denver (Nt.)	W	40-0	25,070
Oct. 2	#COLORADO	W	40-7	21,000
Oct. 9	*at Iowa State	W	20-7	11,959
Oct. 15	at George Washington (Nt.)	W	12-0	13,814
Oct. 23	NEBRASKA (HC)	W	27-7	36,500
Oct. 30	OKLAHOMA STATE	W	13-7	23,957
Nov. 13	at Kansas State	W	20-14	18,000
Nov. 20	OKLAHOMA (8)	L	7-60	39,000
Nov. 25	at Missouri	L	7-21	32,000

#First Big 7 Conference game

\*500th game in school history

## 1949 (5-5, 2-4) Big Seven: 5th

Captains: Forrest Griffith, Dick Tomlinson

Sept. 17	TCU	L	0-28	32,000
Sept. 24	at Colorado	L	12-13	22,095
Oct. 1	IOWA STATE	L	6-19	20,000
Oct. 8	GEORGE WASHINGTON	W	21-14	18,000
Oct. 15	at Oklahoma	L	26-48	37,000
Oct. 22	at Oklahoma State	W	55-14	26,000
Oct. 29	KANSAS STATE	W	38-0	33,500
Nov. 5	at Nebraska	W	27-13	36,500
Nov. 19	MISSOURI (HC)	L	28-34	40,500
Nov. 26	at Arizona (Nt.)	W	46-0	14,105

## 1950 (6-4, 3-3) Big Seven: 4th

Captains: John Amberg, Mike McCormack

Sept. 23	TCU	L	7-14	32,000
Sept. 29	at Denver (Nt.)	W	16-6	14,218
Oct. 7	COLORADO	W	27-21	24,000
Oct. 14	at Iowa State	W	33-21	17,392
Oct. 21	OKLAHOMA STATE	W	40-7	22,500
Oct. 28	NEBRASKA (HC)	L	26-33	39,000
Nov. 4	at Utah	W	39-26	13,000
Nov. 11	(19) OKLAHOMA (3)	L	13-33	39,000
Nov. 18	at Kansas State	W	47-7	18,000
Nov. 23	at Missouri	L	6-20	18,000

## 1951 (8-2, 4-2) Big Seven: 3rd

Captains: Bill Schaaque, Aubrey Linville

Final Ranking: 20th (UPI)

Sept. 22	at TCU (Nt.)	W	27-13	28,000
Sept. 29	IOWA STATE	W	53-33	25,000
Oct. 6	(20) at Colorado	L	27-35	29,367
Oct. 13	UTAH	W	26-7	20,000
Oct. 20	at Oklahoma	L	21-33	50,000
Oct. 27	KANSAS STATE	W	33-14	20,000
Nov. 3	at Nebraska	W	27-7	34,000
Nov. 10	LOYOLA (CALIF.)	W	34-26	18,000
Nov. 17	at Oklahoma State	W	27-12	17,000
Dec. 1	MISSOURI (HC)	W	41-28	35,000



1952 (7-3, 3-3) Big Seven: 5th

Captains: Charlie Hoag, Oliver Spencer

Table with 3 columns: Date, Opponent, Score. Rows include Sept. 20 vs TCU, Sept. 27 vs Santa Clara, Oct. 4 vs Colorado, etc.

\*First nationally televised game (NBC)

1953 (2-8, 2-4) Big Seven: T-4th

Captains: Morris Kay, Bob Hantla

Table with 3 columns: Date, Opponent, Score. Rows include Sept. 19 at TCU (Nt.), Sept. 25 at UCLA (4) (Nt.), Oct. 3 vs Iowa State, etc.

Chuck Mather

4 Seasons, 1954-57 (11-26-3, .313)



1954 (0-10, 0-6) Big Seven: 7th

Captain: Bud Bixler

Table with 3 columns: Date, Opponent, Score. Rows include Sept. 18 vs TCU, Sept. 25 vs UCLA (8), Oct. 2 vs Colorado, etc.

1955 (3-6-1, 1-4-1) Big Seven: T-5th

Captains: Ralph Moody, Dick Reich

Table with 3 columns: Date, Opponent, Score. Rows include Sept. 17 at TCU (Nt.), Sept. 24 vs Washington State, Oct. 1 at Colorado, etc.

1956 (3-6-1, 2-4) Big Seven: T-5th

Captain: Galen Wahlmeier

Table with 3 columns: Date, Opponent, Score. Rows include Sept. 22 vs TCU, Sept. 29 vs College of Pacific, Oct. 6 vs Colorado, etc.

Big Eight Conference

1957-95

1957 (5-4-1, 4-2) Big Eight: 2nd

Captains: Lynn McCarthy, Wally Strauch, Bob Kraus

Table with 3 columns: Date, Opponent, Score. Rows include Sept. 21 at TCU (Nt.), Sept. 28 vs Oregon State (9), Oct. 5 at Colorado, etc.

Jack Mitchell

9 Seasons, 1958-66 (44-42-5, .511)



1958 (4-5-1, 3-2-1) Big Eight: 4th

Captains: Homer Floyd, Bob Marshall

Table with 3 columns: Date, Opponent, Score. Rows include Sept. 20 vs TCU (8), Sept. 27 vs Oregon St. (Nt.), Oct. 4 vs Colorado, etc.

1959 (5-5, 3-3) Big Eight: T-3rd

Captains: John Peppercorn, Ken Fitch

Table with 3 columns: Date, Opponent, Score. Rows include Sept. 19 at TCU (7) (Nt.), Sept. 26 vs Syracuse, Oct. 3 vs Boston, etc.

\*1960 (7-2-1, 4-2-1) Big Eight: T-3rd

Captain: Doyle Schick

Final Ranking: 11th (AP), T-9th (UPI)

Table with 3 columns: Date, Opponent, Score. Rows include Sept. 17 vs TCU, Sept. 24 vs Kansas State, Oct. 1 vs Syracuse (2), etc.

\*Later ordered to forfeit victories over Colorado and Missouri because of ineligible player.

1961 (7-3-1, 5-2) Big Eight: 3rd

Captains: Curtis McClinton, John Hadl, Stan Kirschman

Final Ranking: 15th (UPI)

Table with 3 columns: Date, Opponent, Score. Rows include Sept. 23 vs TCU (Nt.), Sept. 30 vs Wyoming, Oct. 7 at Colorado, etc.

\*First bowl victory

1962 (6-3-1, 4-2-1) Big Eight: 4th

Captains: Rodger McFarland, Ken Tiger

Table with 3 columns: Date, Opponent, Score. Rows include Sept. 22 vs TCU, Sept. 29 at Boston (Nt.), Oct. 6 vs Colorado, etc.

1963 (5-5, 3-4) Big Eight: T-4th

Captains: Ken Coleman, Pete Quatrochi

Table with 3 columns: Date, Opponent, Score. Rows include Sept. 21 at TCU (Nt.), Sept. 28 vs Syracuse, Oct. 5 at Wyoming, etc.

Memorial Stadium capacity increased to 44,900;

#Gale Sayers sets NCAA record with 99-yard run

1964 (6-4, 5-2) Big Eight: 3rd

Captains: Gary Duff, Gale Sayers

Table with 3 columns: Date, Opponent, Score. Rows include Sept. 19 vs TCU, Sept. 26 at Syracuse, Oct. 3 vs Wyoming, etc.

1965 (2-8, 2-5) Big Eight: 7th

Captains: Greg Roth, Mike Shinn

Table with 3 columns: Date, Opponent, Score. Rows include Sept. 18 at Texas Tech, Sept. 25 vs Arizona, Oct. 2 at California, etc.

Memorial Stadium capacity increased to 51,000;

#200th game in Memorial Stadium





## 1966 (2-7-1, 0-6-1) Big Eight: 8th

Captains: Jerry Barnett, Bill Wohlford

Sept. 17	TEXAS TECH	L	7-23	28,165
Sept. 24	at Arizona (Nt.)	W	35-13	33,147
Oct. 1	at Minnesota	W	16-14	43,147
Oct. 8	at Iowa State	L	7-24	23,015
Oct. 15	OKLAHOMA	L	0-35	37,252
Oct. 22	at Oklahoma State	L	7-10	22,148
Oct. 29	at Kansas State	T	3-3	17,985
Nov. 5	NEBRASKA (6) (HC)	L	13-24	40,881
Nov. 12	COLORADO (16)	L	18-35	36,158
Nov. 19	at Missouri	L	0-7	52,279

### Pepper Rodgers

4 Seasons, 1967-70  
(20-22, .476)



## 1967 (5-5, 5-2) Big Eight: T-2nd

Captain: Mike Sweatman

Sept. 23	at Stanford	L	20-21	21,824
Sept. 30	at Indiana	L	15-18	31,804
Oct. 7	OHIO	L	15-30	31,124
Oct. 14	NEBRASKA (8)	W	10-0	36,896
Oct. 21	at Oklahoma State	W	26-15	32,619
Oct. 28	IOWA STATE	W	28-14	36,131
Nov. 4	KANSAS STATE (HC)	W	17-16	42,435
Nov. 11	at Colorado	L	8-12	38,581
Nov. 18	at Oklahoma (7)	L	10-14	57,649
Nov. 25	MISSOURI	W	17-6	42,956

## 1968 (9-2, 6-1) Big Eight: T-1st

Captain: John Zook

Final Ranking: 7th (AP), 6th (UPI)

Sept. 21	(12) at Illinois	W	47-7	46,359
Sept. 28	(12) INDIANA	W	38-20	38,470
Oct. 5	(8) NEW MEXICO	W	68-7	41,630
Oct. 12	(6) at Nebraska (9)	W	23-13	67,119
Oct. 19	(4) OKLAHOMA STATE	W	49-19	35,621
Oct. 26	(3) at Iowa State	W	46-25	26,256
Nov. 2	(3) COLORADO (HC)	W	27-14	43,442
Nov. 9	(3) OKLAHOMA	L	23-27	50,658
Nov. 16	(7) at Kansas State	W	38-29	35,937
Nov. 23	(7) MISSOURI (13)	W	21-19	61,013
Jan. 1	(6) vs. Penn State (3) (Nt.)	L	14-15	77,719

(Orange Bowl at Miami, Fla.)

## 1969 (1-9, 0-7) Big Eight: 8th

Captain: Emery Hicks

Sept. 20	at Texas Tech (Nt.)	L	22-28	43,201
Sept. 27	SYRACUSE	W	13-0	42,230
Oct. 4	at New Mexico (Nt.)	L	7-16	13,338
Oct. 11	KANSAS STATE	L	22-26	48,285
Oct. 18	at Nebraska	L	17-21	63,223
Oct. 25	at Iowa State	L	20-44	25,806
Nov. 1	OKLAHOMA STATE	L	25-28	33,927
Nov. 8	COLORADO (HC)	L	14-17	37,893
Nov. 15	at Oklahoma	L	15-31	54,752
Nov. 22	MISSOURI (7)	L	21-69	48,474

## 1970 (5-6, 2-5) Big Eight: 6th

Captain: Larry Brown

Sept. 12	*WASHINGTON STATE	W	48-31	31,971
Sept. 19	TEXAS TECH	L	0-23	36,355
Sept. 26	at Syracuse	W	31-14	20,643
Oct. 3	NEW MEXICO	W	4-23	39,094
Oct. 10	at Kansas State	W	21-15	41,070
Oct. 17	NEBRASKA (5)	L	20-41	46,500
Oct. 24	IOWA STATE (HC)	W	24-10	35,837
Oct. 31	at Oklahoma State	L	7-19	33,488
Nov. 7	at Colorado	L	29-45	38,445
Nov. 14	OKLAHOMA	L	24-28	36,820
Nov. 21	at Missouri	L	17-28	57,521

\*KU's first home game on artificial turf

### Don Fambrough

8 Seasons  
1971-74 (19-25-1, .433)  
1979-82 (17-24-4, .422)  
Total (26-49-5, .428)



## 1971 (4-7, 2-5) Big Eight: T-6th

Captains: Kenny Page, Bob Childs

Sept. 11	WASHINGTON STATE	W	34-0	33,195
Sept. 18	BAYLOR	W	22-0	36,362
Sept. 25	at Florida State (Nt.)	L	7-30	34,784
Oct. 2	at Minnesota	L	20-38	29,093
Oct. 9	KANSAS STATE (HC)	W	39-13	51,151
Oct. 16	at Nebraska (1)	L	0-55	65,542
Oct. 23	at Iowa State	L	24-40	31,459
Oct. 30	OKLAHOMA STATE	L	10-17	38,813
Nov. 6	COLORADO (13)	L	14-35	35,299
Nov. 13	at Oklahoma (2)	L	10-56	54,347
Nov. 20	MISSOURI	W	7-2	43,464

## 1972 (4-7, 3-4) Big Eight: 6th

Captains: Don Perkins, Pat Ryan

Sept. 9	WASHINGTON STATE	L	17-18	31,370
Sept. 23	WYOMING	W	52-14	40,108
Sept. 30	FLORIDA STATE (16)	L	22-44	36,626
Oct. 7	at Minnesota	W	38-34	31,505
Oct. 14	at Kansas State	L	19-20	39,947
Oct. 21	NEBRASKA (5)	L	0-56	50,523
Oct. 28	IOWA STATE (15) (HC)	L	8-34	33,710
Nov. 4	at Oklahoma State	W	13-10	31,164
Nov. 11	at Colorado (16)	L	8-33	50,151
Nov. 18	OKLAHOMA (4)	L	7-31	37,356
Nov. 25	at Missouri	W	28-17	44,428

## 1973 (7-4-1, 4-2-1) Big Eight: T-2nd

Captains: Don Goode, John Bryant

Final Ranking: 18th (AP), T-15th (UPI)

Sept. 15	WASHINGTON STATE	W	29-8	39,687
Sept. 22	at Florida State	W	28-0	19,934
Sept. 29	MINNESOTA	W	34-19	30,205
Oct. 6	at Tennessee (9)	L	27-28	42,842
Oct. 13	(19) KANSAS STATE (HC)	W	25-18	51,574
Oct. 20	(18) at Nebraska (11)	L	9-10	76,322
Oct. 27	(17) at Iowa State	W	22-20	33,440
Nov. 3	(18) OKLAHOMA STATE	T	10-10	37,226
Nov. 10	(18) COLORADO	W	17-15	31,717
Nov. 17	(20) at Oklahoma (3)	L	20-48	64,122
Nov. 24	(17) MISSOURI (19)	W	14-13	44,062
Dec. 17	(19) vs. NC State (16) (Nt.)	L	18-31	50,011

(Liberty Bowl at Memphis, Tenn.)

## 1974 (4-7, 1-6) Big Eight: 8th

Captains: Robert Miller, Steve Towle

Sept. 14	at Washington State (Nt.)	W	14-7	30,142
Sept. 21	at Tennessee (17) (Nt.)	L	3-17	72,178
Sept. 28	FLORIDA STATE	W	40-9	33,664
Oct. 5	TEXAS A&M (5)	W	28-10	32,953
Oct. 12	(19) at Kansas State	W	20-13	44,899
Oct. 19	(13) NEBRASKA (12)	L	0-56	50,523
Oct. 26	IOWA STATE (HC)	L	6-22	31,134
Nov. 2	at Oklahoma State	L	13-24	42,490
Nov. 9	at Colorado	L	16-17	47,701
Nov. 16	OKLAHOMA (1)	L	14-45	43,974
Nov. 23	at Missouri	L	3-27	55,159

### Bud Moore

4 Seasons, 1975-78  
(17-27-1, .389)



## 1975 (7-5, 4-3) Big Eight: 4th

Captains: Rick Kovatch, John Morgan, Steve Taylor

Sept. 13	WASHINGTON STATE	L	14-18	33,378
Sept. 20	at Kentucky	W	14-10	56,467
Sept. 27	OREGON STATE	W	20-0	38,716
Oct. 4	at Wisconsin	W	41-7	74,160
Oct. 11	at Nebraska (4)	L	0-16	74,426
Oct. 18	at Iowa State	W	21-10	41,853
Oct. 25	OKLAHOMA STATE (HC)	L	19-35	35,727
Nov. 1	KANSAS STATE	W	28-0	50,538
Nov. 8	at Oklahoma (12)	W	23-3	70,922
Nov. 15	(17) COLORADO (10)	L	21-24	30,888
Nov. 22	MISSOURI (18)	W	42-24	46,851
Dec. 26	(19) vs. Pittsburgh	L	19-33	30,272

(Sun Bowl at El Paso, Texas)

## 1976 (6-5, 2-5) Big Eight: 8th

Captains: Nolan Cromwell, Chris Goltub

Sept. 4	(19) at Oregon State (Nt.)	W	28-16	29,952
Sept. 11	WASHINGTON STATE	W	35-16	31,121
Sept. 18	(13) KENTUCKY	W	37-16	42,615
Oct. 2	(9) WISCONSIN	W	34-24	39,033
Oct. 9	(8) at Oklahoma State	L	14-21	33,141
Oct. 16	(15) OKLAHOMA (6) (HC)	L	10-28	49,085
Oct. 23	at Kansas State	W	24-14	41,459
Oct. 30	NEBRASKA (9)	L	3-31	47,327
Nov. 6	IOWA STATE	L	17-31	33,432
Nov. 13	at Colorado (19)	L	17-40	47,668
Nov. 20	at Missouri (19)	W	41-14	62,599

## 1977 (3-7-1, 2-4-1) Big Eight: 6th

Captains: Ton Fitch, Tom Dinkel, John Masacarello

Sept. 10	at Texas A&M (9)	L	14-28	53,585
Sept. 17	at UCLA (14) (Nt.)	L	7-17	39,832
Sept. 24	WASHINGTON STATE (15)	W	14-12	40,763
Oct. 1	at Oklahoma (1)	L	9-42	72,331
Oct. 8	at Miami (Fla.) (Nt.)	L	7-14	29,010
Oct. 15	COLORADO (3) (HC)	T	17-17	34,725
Oct. 22	OKLAHOMA STATE	L	0-21	38,326
Oct. 29	at Iowa State	L	3-41	47,811
Nov. 5	KANSAS STATE	W	29-21	47,858
Nov. 12	at Nebraska (12)	L	7-52	74,565
Nov. 19	MISSOURI	W	24-22	43,148



1978 (1-10, 0-7) Big Eight: 8th

Captains: Mike Wellman, Franklin King
Sept. 9 TEXAS A&M (13) L 10-37 30,698
Sept. 16 at Washington (18) L 2-31 49,450
Sept. 23 UCLA (8) W 28-24 35,362
Sept. 30 MIAMI (FLA.) L 6-38 36,372
Oct. 7 at Colorado (13) L 7-17 46,345
Oct. 14 OKLAHOMA (1) L 16-17 40,450
Oct. 21 at Oklahoma State L 7-21 35,336
Oct. 28 IOWA STATE (HC) L 7-13 32,768
Nov. 4 NEBRASKA (4) L 21-63 50,463
Nov. 11 at Missouri L 0-48 64,453
Nov. 18 at Kansas State L 20-36 42,814

Don Fambrough

8 Seasons

1971-74 (19-25-1, .433)

1979-82 (17-24-4, .422)

Total (26-49-5, .428)



1982 (2-7-2, 1-5-1) Big Eight: 7th

Captains: Tim Friess, Russ Bastin, Gary Coleman, Paul Fairchild
Sept. 11 WICHITA STATE L 10-13 41,500
Sept. 18 TCU W 30-19 30,500
Sept. 25 at Kentucky T 13-13 55,320
Oct. 2 TULSA L 15-29 35,552
Oct. 9 at Oklahoma State T 24-24 43,400
Oct. 16 OKLAHOMA L 14-38 36,230
Oct. 23 at Kansas State (Nt.) L 7-36 45,595
Oct. 30 NEBRASKA (6) L 0-52 50,172
Nov. 6 IOWA STATE (HC) W 24-17 26,796
Nov. 13 at Colorado L 3-28 35,114
Nov. 20 at Missouri L 10-16 49,041

Mike Gottfried

3 Seasons, 1983-85

(15-18-1, .456)



1983 (4-6-1, 2-5) Big Eight: 7th

Captains: Mike Arbanas, Paul Fairchild, Frank Seurer, E.J. Jones, Eddie Simmons
Sept. 3 NORTHERN ILLINOIS L 34-37 26,000
Sept. 10 at TCU (Nt.) T 16-16 27,244
Sept. 17 WICHITA STATE W 57-6 36,500
Sept. 24 at USC (10) W 26-20 49,255
Oct. 8 at Iowa State L 35-38 48,125
Oct. 15 KANSAS STATE W 31-3 49,300
Oct. 22 \*OKLAHOMA STATE L 10-27 31,300
Oct. 29 at Oklahoma (14) L 14-45 75,008
Nov. 5 COLORADO L 23-34 28,600
Nov. 12 at Nebraska (1) L 13-67 76,503
Nov. 19 MISSOURI(19) (HC) W 37-27 38,400
\*300th game in Memorial Stadium

1984 (5-6, 4-3) Big Eight: 4th

Captains: Sylvester Byrd, Willie Pless, Bennie Simecka
Sept. 8 WICHITA STATE W 31-7 33,200
Sept. 15 FLORIDA STATE (18) L 16-42 38,600
Sept. 22 at Vanderbilt L 6-41 41,065
Sept. 29 at North Carolina L 17-23 45,000
Oct. 6 IOWA STATE W 33-14 31,500
Oct. 13 at Kansas State L 7-24 42,250
Oct. 20 at Oklahoma State (12) L 10-47 44,000
Oct. 27 OKLAHOMA (2) (HC) W 28-11 29,500
Nov. 3 at Colorado W 28-27 33,166
Nov. 10 NEBRASKA (2) L 7-41 50,653
Nov. 17 at Missouri W 35-21 41,027

1985 (6-6, 2-5) Big Eight: 6th

Captains: Sylvester Byrd, Skip Peete, Willie Pless, Mike Norseth
Aug. 31 at Hawai'i (Nt.) W 33-27 46,626
Sept. 14 VANDERBILT W 42-16 39,000
Sept. 21 INDIANA STATE W 37-10 38,500
Sept. 28 at Florida State (4) (Nt.) L 20-24 57,135
Oct. 5 EASTERN ILLINOIS W 44-20 37,500
Oct. 12 at Iowa State L 21-22 43,117
Oct. 19 KANSAS STATE W 38-7 40,000
Oct. 26 OKLAHOMA STATE (12) L 10-17 35,200
Nov. 2 at Oklahoma (9) L 6-48 75,008
Nov. 9 COLORADO (HC) L 3-14 25,000
Nov. 16 at Nebraska (2) L 6-56 75,863
Nov. 23 MISSOURI W 34-20 22,000

1979 (3-8, 2-5) Big Eight: 7th

Captains: Brian Bethke, Mike Gay, Monty Carbonell
Sept. 15 at Pittsburgh (16) L 0-24 34,893
Sept. 22 at Michigan (11) L 7-28 100,228
Sept. 29 NORTH TEXAS W 37-18 36,688
Oct. 6 SYRACUSE L 27-45 31,296
Oct. 13 at Nebraska (5) L 0-42 74,341
Oct. 20 at Iowa State W 24-7 47,064
Oct. 27 OKLAHOMA STATE (HC) L 17-30 29,671
Nov. 3 KANSAS STATE W 36-28 48,627
Nov. 10 at Oklahoma (6) L 0-38 71,822
Nov. 17 COLORADO L 17-31 25,572
Nov. 22 MISSOURI L 7-55 34,599

1980 (4-5-2, 3-3-1) Big Eight: 4th

Captains: Harry Sydney, Frank Wattlelet
Sept. 13 at Oregon T 7-7 27,750
Sept. 20 PITTSBURGH (5) L 3-18 42,300
Sept. 27 LOUISVILLE L 9-17 32,800
Oct. 4 at Syracuse W 23-8 43,126
Oct. 11 NEBRASKA (10) L 0-54 50,268
Oct. 18 IOWA STATE (19) (HC) W 28-17 30,000
Oct. 25 at Oklahoma State T 14-14 41,000
Nov. 1 at Kansas State W 20-18 43,276
Nov. 8 OKLAHOMA (11) L 19-21 40,150
Nov. 15 at Colorado W 42-3 37,291
Nov. 22 at Missouri L 6-31 64,356

1981 (8-4, 4-3) Big Eight: 4th

Captains: David Lawrence, Greg Smith
Sept. 5 at Tulsa (Nt.) W 15-11 36,824
Sept. 12 OREGON W 19-10 39,840
Sept. 19 KENTUCKY W 21-16 40,200
Oct. 3 ARKANSAS STATE W 17-16 32,100
Oct. 10 OKLAHOMA STATE (HC) L 7-20 39,810
Oct. 17 at Oklahoma L 7-45 74,807
Oct. 24 KANSAS STATE W 17-14 51,600
Oct. 31 at Nebraska (12) L 15-31 76,208
Nov. 7 at Iowa State W 24-11 49,720
Nov. 14 COLORADO W 27-0 31,500
Nov. 21 MISSOURI W 19-11 47,500
Dec. 31 vs. Mississippi State L 0-10 41,000
(Hall of Fame Bowl at Birmingham, Ala.)

Bob Valesente

2 Seasons, 1986-87 (4-17-1, .205)



1986 (3-8, 0-7) Big Eight: 8th

Captains: Phil Rorte, Mike Orth, Paul Oswald, Wayne Ziegler, John Randolph
Sept. 13 NORTH CAROLINA L 0-20 40,200
Sept. 20 UTAH STATE W 16-13 36,300
Sept. 27 INDIANA STATE W 20-6 32,400
Oct. 4 SOUTHERN ILLINOIS W 35-23 22,500
Oct. 11 IOWA STATE (HC) L 10-13 20,500
Oct. 18 at Kansas State L 12-29 38,320
Oct. 25 at Oklahoma State (Nt.) L 6-24 46,400
Nov. 1 OKLAHOMA (4) L 3-64 38,500
Nov. 8 at Colorado L 10-17 37,056
Nov. 15 NEBRASKA (6) L 0-70 48,800
Nov. 22 at Missouri L 0-48 33,553

1987 (1-9-1, 0-6-1) Big Eight: 7th

Captain: Game-by-Game Selection
Sept. 12 at Auburn (4) (Nt.) L 0-49 65,711
Sept. 19 KENT STATE L 17-31 33,700
Sept. 26 LOUISIANA TECH L 11-16 23,000
Oct. 3 SOUTHERN ILLINOIS W 16-15 20,500
Oct. 10 at Nebraska (2) L 2-54 76,053
Oct. 17 at Colorado L 10-35 43,514
Oct. 24 IOWA STATE (HC) L 28-42 28,300
Oct. 31 OKLAHOMA (1) L 10-71 23,500
Nov. 7 at Kansas State T 17-17 37,600
Nov. 14 OKLAHOMA STATE L 17-49 18,200
Nov. 21 at Missouri L 7-19 32,202

Glen Mason

9 Seasons, 1988-96 (47-54-1, .466)



1988 (1-10, 1-6) Big Eight: 7th

Captains: Curtis Moore, Peda Samuel, Arnold Snell
Sept. 10 BAYLOR L 14-27 43,200
Sept. 17 at Auburn (6) (Nt.) L 7-56 55,700
Sept. 24 at California L 21-52 34,000
Oct. 1 NEW MEXICO STATE L 29-42 33,500
Oct. 8 NEBRASKA (9) L 10-63 32,500
Oct. 15 COLORADO (HC) L 9-21 22,500
Oct. 22 at Iowa State L 14-42 43,180
Oct. 29 at Oklahoma (8) L 14-63 74,004
Nov. 5 KANSAS STATE W 30-12 35,000
Nov. 12 at Oklahoma State (14) L 24-63 40,100
Nov. 19 MISSOURI L 17-55 25,000

1989 (4-7, 2-5) Big Eight: 6th

Captains: John Barker, Mark Koncz
Sept. 2 MONTANA STATE W 41-17 37,500
Sept. 9 LOUISVILLE L 28-33 37,200
Sept. 16 KENT STATE W 29-21 41,000
Sept. 23 at Baylor (Nt.) L 3-46 26,765
Sept. 30 OKLAHOMA (16) L 6-45 44,500
Oct. 7 IOWA STATE (HC) L 20-24 31,500
Oct. 21 at Colorado (3) L 17-49 50,057
Oct. 28 at Kansas State W 21-16 35,652
Nov. 4 OKLAHOMA STATE L 24-37 28,500
Nov. 11 at Nebraska (6) L 14-51 76,232
Nov. 18 at Missouri W 46-44 33,981



## 1990 (3-7-1, 2-4-1) Big Eight: T-4th

Captains: Chip Budde, Curtis Moore

Sept. 1	VIRGINIA (15)	L	10-59	35,000
Sept. 8	OREGON STATE	W	38-12	28,500
Sept. 15	at Louisville	L	16-28	35,848
Sept. 29	at Oklahoma (9)	L	17-31	70,095
Oct. 6	at Iowa State	T	34-34	54,211
Oct. 13	at Miami (3)	L	0-34	54,211
Oct. 20	COLORADO (14)	L	10-41	40,000
Oct. 27	KANSAS STATE (HC)	W	27-24	45,000
Nov. 3	at Oklahoma State	W	31-30	30,100
Nov. 10	NEBRASKA (13)	L	9-41	36,000
Nov. 17	MISSOURI	L	21-41	30,000

## 1991 (6-5, 3-4) Big Eight: 5th

Captains: Scott Imwalle, Roger Robben, Doug Terry

Sept. 7	at Toledo (Nt.)	W	30-7	24,010
Sept. 14	TULSA	W	23-17	35,000
Sept. 21	NEW MEXICO STATE	W	54-14	34,000
Oct. 5	at Virginia	L	19-31	40,200
Oct. 12	at Kansas State	L	12-16	48,856
Oct. 19	IOWA STATE (HC)	W	41-0	37,000
Oct. 26	at Oklahoma (21)	L	3-41	68,128
Nov. 2	at Oklahoma State	W	31-0	18,000
Nov. 9	NEBRASKA (11)	L	23-59	40,000
Nov. 16	COLORADO (16)	L	24-30	40,863
Nov. 23	*MISSOURI	W	53-29	28,000

\*Tony Sands sets NCAA game rushing record with 396 yards

## 1992 (8-4, 4-3) Big Eight: 3rd

Captains: Hassan Bailey, Monte Cozzens, Matt Gay, Dana Stubblefield  
Final Ranking: 22nd (AP), 22nd (UPI), 23rd (CNN/USA Today Coaches)

Sept. 5	at Oregon State	W	49-7	28,591
Sept. 12	BALL STATE	W	62-10	38,500
Sept. 19	at Tulsa	W	40-7	38,986
Sept. 24	(24) CALIFORNIA (Nt.)	L	23-27	44,500
Oct. 10	KANSAS STATE	W	31-7	48,604
Oct. 17	(25) at Iowa State	W	50-47	39,331
Oct. 24	(22) OKLAHOMA (HC)	W	27-10	43,500
Nov. 2	(18) OKLAHOMA STATE	W	26-18	31,500
Nov. 9	(13) at Nebraska (7) (Nt.)	L	7-49	76,287
Nov. 16	(20) COLORADO (18)	L	18-25	43,000
Nov. 23	(22) at Missouri	L	17-22	30,845
Dec. 25	(22) vs. Brigham Young (25)	W	23-20	42,933

(Aloha Bowl at Honolulu, Hawaii)

## 1993 (5-7, 3-4) Big Eight: 5th

Captains: John Jones, Guy Howard, Dan Schmidt, Chris Maumalanga

Aug. 28	vs. Florida State (1)	L	0-42	51,734
(Kickoff Classic at East Rutherford, N.J.)				
Sept. 4	WESTERN CAROLINA	W	46-3	31,500
Sept. 11	at Michigan State	L	14-31	53,797
Sept. 18	UTAH	L	16-41	34,000
Oct. 2	COLORADO STATE	W	24-6	37,500
Oct. 9	at Kansas State	L	9-10	44,165
Oct. 16	IOWA STATE	W	35-20	28,500
Oct. 23	at Oklahoma (14)	L	25-38	60,441
Oct. 30	at Oklahoma State	W	13-6	30,163
Nov. 6	NEBRASKA (6)	L	20-21	47,500
Nov. 13	at Colorado (18)	L	14-38	40,044
Nov. 20	MISSOURI	W	28-10	31,500

## 1994 (6-5, 3-4) Big Eight: 5th

Captains: John Jones, Gerald McBurrows

Sept. 1	at Houston (Nt.)	W	35-13	18,150
Sept. 10	MICHIGAN STATE (Nt.)	W	17-10	48,100
Sept. 17	at TCU (Nt.)	L	21-31	37,313
Sept. 24	UAB	W	72-0	35,000
Oct. 6	KANSAS STATE (19) (Nt.)	L	13-21	48,800
Oct. 15	at Iowa State	W	41-23	32,563
Oct. 22	OKLAHOMA	L	17-20	42,500
Oct. 29	OKLAHOMA STATE (HC)	W	24-14	31,000
Nov. 5	at Nebraska (1)	L	17-45	75,543
Nov. 12	COLORADO (7)	L	26-51	35,000
Nov. 19	at Missouri	W	41-31	35,648

## 1995 (10-2, 5-2) Big Eight: T-2nd

Captains: Mark Williams, Keith Rodgers, Ashaundai Smith; Final Ranking: 9th (AP), 10th (CNN/USA Today Coaches)

Sept. 2	*CINCINNATI	W	23-18	26,500
Sept. 9	vs. North Texas	W	27-10	20,211
(Texas Stadium at Irving, Texas)				
Sept. 14	TCU	W	38-20	34,000
Sept. 23	HOUSTON (Nt.)	W	20-13	37,500
Oct. 7	(24) at Colorado (4)	W	40-24	52,330
Oct. 14	(10) IOWA STATE (HC)	W	34-7	43,000
Oct. 21	(7) at Oklahoma (15) (Nt.)	W	38-17	74,639
Oct. 28	(6) at Kansas State (14)	L	7-41	44,284
Nov. 4	(11) MISSOURI	W	42-23	46,300
Nov. 11	(10) NEBRASKA (1)	L	3-41	50,300
Nov. 18	(15) at Oklahoma State	W	22-17	36,600
Dec. 25	(11) vs. UCLA (25)	W	51-30	41,112

(Aloha Bowl at Honolulu, Hawaii)

\*1,000th game in school history

## Big 12 Conference (1996-Present)

### 1996 (4-7, 2-6) Big 12 North: 5th

Captains: Ronnie Ward, Mark Sanders

Aug. 29	(25) BALL STATE (Nt.)	W	35-10	36,200
Sept. 14	(24) at TCU (Nt.)	W	52-17	37,512
Sept. 28	(20) at Utah (Nt.)	L	42-45	32,519
Oct. 5	*at Oklahoma	W	52-24	64,333
Oct. 12	TEXAS TECH	L	7-30	46,500
Oct. 19	COLORADO (9) (HC)	L	7-20	48,500
Oct. 26	at Nebraska (5)	L	7-63	75,158
Nov. 2	at Iowa State	W	34-31	37,850
Nov. 9	KANSAS STATE (13)	L	12-38	48,800
Nov. 16	TEXAS	L	17-38	30,500
Nov. 23	at Missouri	L	25-42	36,821

\*First Big 12 Conference victory

## Terry Allen

5 Seasons, 1997-2001  
(20-33, 379)



### 1997 (5-6, 3-5) Big 12 North: 5th

Captains: Tony Blevins, Jason Thoren, Matt Johner, Eric Vann, Ron Warner

Aug. 28	UAB (Nt.)	W	24-0	32,100
Sept. 6	TCU	W	17-10	35,000
Sept. 13	*MISSOURI	W	15-7	38,000
Sept. 20	at Cincinnati (Nt.)	L	7-34	17,636
Oct. 4	OKLAHOMA	W	20-17	43,500
Oct. 11	at Texas Tech (Nt.)	L	7-17	43,012
Oct. 18	at Colorado	L	6-42	52,097
Oct. 25	NEBRASKA (1) (Nt.)	L	0-35	42,000
Nov. 1	IOWA STATE (HC)	W	34-24	43,000
Nov. 8	at Kansas State (11)	L	16-48	43,832
Nov. 15	at Texas	L	31-45	68,097

\*500th win in school history

## 1998 (4-7, 1-7) Big 12 North: 5th

Captains: Zac Wegner, Michael Allen, Justin Glasgow, Patrick Brown

Sept. 5	OKLAHOMA STATE	L	28-38	32,500
Sept. 12	at Missouri (25)	L	23-41	59,720
Sept. 19	ILLINOIS STATE (Nt.)	W	63-21	31,100
Sept. 26	*at UAB (Nt.) (4ot)	W	39-37	30,543
Oct. 3	TEXAS A&M (18)	L	21-24	36,000
Oct. 10	at Baylor	L	24-31	31,271
Oct. 17	at Nebraska (8) (Nt.)	L	0-41	76,174
Oct. 24	COLORADO (17) (HC) (Nt.)	W	33-17	31,600
Oct. 31	KANSAS STATE (4)	L	6-54	43,000
Nov. 7	NORTH TEXAS	W	23-14	20,000
Nov. 21	at Iowa State	L	20-23	26,029

\*Four overtime game ties NCAA record

## 1999 (5-7, 3-5) Big 12 North: T-4th

Captains: Zac Wegner, Tim Bowers, John Williams, Michael Chandler

Aug. 28	at Notre Dame	L	13-48	80,012
Sept. 11	CS-NORTHRIDGE (Nt.)	W	71-14	33,300
Sept. 18	at Colorado	L	17-51	47,783
Sept. 25	SAN DIEGO STATE (Nt.)	L	13-41	34,500
Oct. 2	SMU (HC)	W	27-9	24,700
Oct. 9	at Kansas State	L	9-50	52,254
Oct. 16	at Texas A&M (13)	L	17-34	70,232
Oct. 23	MISSOURI	W	21-0	42,300
Oct. 30	NEBRASKA (8)	L	17-24	45,100
Nov. 6	BAYLOR	W	45-10	28,600
Nov. 13	at Oklahoma State	L	13-45	39,562
Nov. 20	IOWA STATE	W	31-28	27,000

## 2000 (4-7, 2-6) Big 12 North: 5th

Captains: Zac Wegner, Carl Nesmith, Moran Norris, Dylon Smith, John Oddenotto

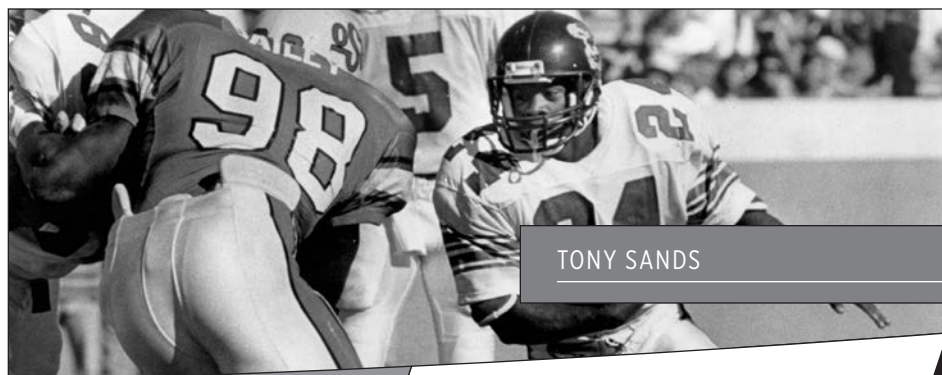
Sept. 2	at SMU (Nt.)	L	17-31	32,267
Sept. 16	UAB (Nt.)	W	23-20	28,500
Sept. 23	SOUTHERN ILLINOIS (Nt.)	W	42-0	30,500
Sept. 30	at Oklahoma (14)	L	16-34	74,811
Oct. 7	KANSAS STATE (4)	L	13-52	48,500
Oct. 14	at Missouri	W	38-17	61,794
Oct. 21	COLORADO (HC)	W	23-15	32,600
Oct. 28	TEXAS TECH	L	39-45	26,000
Nov. 4	at Nebraska (6)	L	17-56	78,096
Nov. 11	TEXAS (19)	L	16-51	27,200
Nov. 18	at Iowa State	L	17-38	36,725

## 2001 (3-8, 1-7) Big 12 North: 6th

Captains: Nate Dwyer, Harrison Hill, Marcus Rogers, Brandon Wier, Roger Ross, Justin Hartwig, Termaine Fulton

Sept. 1	MISSOURI STATE (Nt.)	W	24-10	37,500
Sept. 8	UCLA (14)	L	17-41	43,500
Sept. 22	at Colorado	L	16-27	47,495
Oct. 6	at Texas Tech (Nt.) (OT)	W	34-31	45,343
Oct. 13	OKLAHOMA (3) (HC) (Nt.)	L	10-38	48,700
Oct. 20	MISSOURI	L	34-38	38,500
Oct. 27	at Kansas State	L	6-40	50,101
Nov. 3	NEBRASKA (2) (Nt.)	L	7-51	50,750
Nov. 10	at Texas (5)	L	0-59	83,111
Nov. 17	IOWA STATE	L	7-49	33,500
Nov. 24	WYOMING	W	27-14	24,000

\*Tom Hayes took over as head coach for final three games



TONY SANDS





## Mark Mangino

7 Seasons, 2002-09  
(49-48, .506)



### 2002 (2-10, 0-8) Big 12 North: 6th

Captains: Greg Cole, Leo Etinne, Justin Sands

Aug. 31	at Iowa State	L	3-45	40,026
Sept. 7	at UNLV (Nt.)	L	20-31	25,109
Sept. 14	MISSOURI STATE (Nt.)	W	44-24	40,500
Sept. 21	BOWLING GREEN (Nt.)	L	16-39	37,000
Sept. 28	at Tulsa (Nt.)	W	43-33	17,893
Oct. 5	at Baylor	L	32-35	22,103
Oct. 12	COLORADO (HC)	L	29-53	34,500
Oct. 19	TEXAS A&M	L	22-47	34,000
Oct. 26	at Missouri	L	12-36	60,247
Nov. 2	KANSAS STATE (14)	L	0-64	43,000
Nov. 9	at Nebraska	L	7-45	77,351
Nov. 16	OKLAHOMA STATE	L	20-55	27,500

### 2003 (6-7, 3-5) Big 12 North: T-4th

Captains: Adrian Jones, Zach Dyer, Bill Wittemore, Banks Floodman, Travis Watkins

Aug. 30	NORTHWESTERN (Nt.)	L	20-28	27,775
Sept. 6	UNLV (Nt.)	W	46-24	33,980
Sept. 13	at Wyoming	W	42-35	18,329
Sept. 20	JACKSONVILLE ST. (Nt.)	W	41-6	34,712
Sept. 27	MISSOURI (23)	W	35-14	50,071
Oct. 11	at Colorado (OT)	L	47-50	50,477
Oct. 18	BAYLOR (HC)	W	28-21	40,088
Oct. 25	at Kansas State	L	6-42	51,614
Nov. 1	at Texas A&M	L	33-45	68,487
Nov. 8	NEBRASKA (19)	L	3-24	50,107
Nov. 15	at Oklahoma State	L	21-44	40,850
Nov. 22	IOWA STATE	W	36-7	34,518
Dec. 22	vs. North Carolina State	L	26-56	26,482

(Mazda Tangerine Bowl at Orlando, Fla.)

### 2004 (4-7, 2-6) Big 12 North: T-5th

Captains: Travis Watkins, Joe Vaughn, Brandon Rideau, Banks Floodman, David McMillan

Sept. 4	TULSA (Nt.)	W	21-3	40,646
Sept. 11	TOLEDO (Nt.)	W	63-14	41,251
Sept. 18	at Northwestern	L	17-20	24,817
Sept. 25	TEXAS TECH	L	30-31	37,422
Oct. 2	at Nebraska (Nt.)	L	8-14	77,637
Oct. 9	KANSAS STATE (HC) (Nt.)	W	31-28	50,152
Oct. 23	at Oklahoma (2)	L	10-41	84,520
Oct. 30	at Iowa State	L	7-13	36,384
Nov. 6	COLORADO	L	21-30	38,214
Nov. 13	TEXAS (6)	L	23-27	38,714
Nov. 20	at Missouri	W	31-14	53,480

### 2005 (7-5, 3-5) Big 12 North: 5th

Captains: Banks Floodman, Charles Gordon, Kevin Kane, David Ochoa, Nick Reid

Sept. 3	FLORIDA ATLANTIC (Nt.)	W	30-19	40,930
Sept. 10	APPALACHIAN STATE (Nt.)	W	36-8	37,070
Sept. 17	LOUISIANA TECH (Nt.)	W	34-14	41,237
Oct. 1	at Texas Tech (13) (Nt.)	L	17-30	52,601
Oct. 8	at Kansas State	L	3-12	49,798
Oct. 15	vs. Oklahoma (Nt.)	L	3-19	54,109
	(Kansas City, Mo.)			
Oct. 22	at Colorado (Nt.)	L	13-44	48,025
Oct. 29	MISSOURI	W	13-3	48,238
Nov. 5	NEBRASKA	W	40-15	51,750
Nov. 12	at Texas (2)	L	14-66	83,696
Nov. 26	IOWA STATE (25) (OT)	W	24-21	42,826
Dec. 23	vs. Houston (Nt.)	W	42-13	33,505

Fort Worth Bowl (at Fort Worth, Texas)

### 2006 (6-6, 3-5) Big 12 North: 4th

Captains: Derek Fine, James McClinton, David Ochoa, Mike Rivera

Sept. 2	NORTHWESTERN ST. (Nt.)	W	49-18	44,025
Sept. 9	LOUISIANA MONROE (Nt.)	W	21-19	45,221
Sept. 15	at Toledo (2 OT) (Nt.)	L	31-37	22,118
Sept. 23	SOUTH FLORIDA (Nt.)	W	13-7	40,933
Sept. 30	at Nebraska (21) (OT) (Nt.)	L	32-39	85,069
Oct. 7	TEXAS A&M	L	18-21	46,445
Oct. 14	OKLAHOMA STATE	L	33-42	41,203
Oct. 21	at Baylor	L	35-36	36,125
Oct. 28	COLORADO	W	20-15	39,313
Nov. 4	at Iowa State	W	41-10	40,272
Nov. 18	KANSAS STATE	W	39-20	51,821
Nov. 25	at Missouri	L	17-42	55,614

### 2007 (12-1, 7-1) Big 12 North: T-1st

Captains: Derek Fine, James McClinton, Brandon McAnderson, Aqib Talib

Final Rankings: 7th (AP), 7th (Coaches), 8th (BCS), 8th (Harris)

Sept. 1	CENTRAL MICHIGAN (Nt.)	W	52-7	46,815
Sept. 8	SOUTHEASTERN LA. (Nt.)	W	62-0	43,914
Sept. 15	TOLEDO (Nt.)	W	45-13	48,112
Sept. 22	FLORIDA INT'L (Nt.)	W	55-3	42,134
Oct. 6	at Kansas State (24)	W	30-24	50,924
Oct. 13	(20) BAYLOR	W	58-10	43,556
Oct. 20	(15) at Colorado	W	19-14	51,940
Oct. 27	(12) at Texas A&M (Nt.)	W	19-11	85,341
Nov. 3	(8) NEBRASKA	W	76-39	51,910
Nov. 10	(5) at Oklahoma St. (Nt.)	W	43-28	39,848
Nov. 17	(4) IOWA STATE	W	45-7	51,050
Nov. 24	(2) vs. Missouri (4), (Nt.)	L	28-36	80,537
	(at Kansas City, Mo.)			
Jan. 3	(8) vs. Virginia Tech (5), (Nt.)	W	24-21	74,111
	(Fed Ex Orange Bowl, Miami, Fla.)			

### 2008 (8-5, 4-4) Big 12 North: 3rd

Captains: Ryan Cantrell, Joe Mortensen, Todd Reesing, Mike Rivera

Aug. 30	(14) FLORIDA INT'L (Nt.)	W	40-10	52,112
Sept. 6	(14) LOUISIANA TECH (Nt.)	W	29-0	48,621
Sept. 12	(13) at S. Florida (19) (Nt.)	L	34-37	58,755
Sept. 20	(19) SAM HOUSTON (Nt.)	W	38-14	51,767
Oct. 4	(16) at Iowa State	W	35-33	47,847
Oct. 11	(16) COLORADO	W	30-14	49,566
Oct. 18	(16) at Oklahoma (4)	L	31-45	85,241
Oct. 25	(19) TEXAS TECH (8)	L	21-63	50,125
Nov. 1	KANSAS STATE	W	52-21	52,230
Nov. 8	at Nebraska	L	35-45	85,486
Nov. 15	TEXAS (4)	L	7-35	51,930
Nov. 28	vs. Missouri (12)	W	40-37	79,123
	(at Kansas City, Mo.)			
Dec. 31	vs. Minnesota	W	42-21	49,103
	(Insight Bowl at Tempe, Ariz.)			

### 2009 (5-7, 1-7) Big 12 North: 6th

Captains: Kerry Meier, Todd Reesing, Jake Sharp, Darrell Stuckey

Sept. 5	(25) N. COLORADO (Nt.)	W	49-3	52,530
Sept. 12	(24) at UTEP (Nt.)	W	34-7	31,885
Sept. 19	(22) DUKE	W	44-16	50,101
Sept. 26	(20) SOUTHERN MISS.	W	35-28	50,025
Oct. 10	(16) IOWA STATE	W	41-36	48,203
Oct. 17	(17) at Colorado (Nt.)	L	30-34	51,146
Oct. 24	(24) OKLAHOMA (25)	L	13-35	51,104
Oct. 31	at Texas Tech	L	21-42	47,291
Nov. 7	at Kansas State	L	10-17	48,306
Nov. 14	NEBRASKA	L	17-31	51,525
Nov. 21	at Texas (3) (Nt.)	L	20-51	101,357
Nov. 28	vs. Missouri	L	39-41	70,072
	(at Kansas City, Mo.)			



## Turner Gill

2 Seasons, 2010-11  
(5-19, .208)



### 2010 (3-9, 1-7) Big 12 North: 6th

Captains: Sal Capra, Chris Harris, Jake Laptad, Angus Quigley, Justin Springer

Sept. 4	NORTH DAKOTA ST. (nt.)	L	3-6	48,417
Sept. 11	GEORGIA TECH (15)	W	28-25	46,907
Sept. 17	at South. Miss. (Fri.) (Nt.)	L	16-31	30,211
Sept. 25	NEW MEXICO ST. (Nt.)	W	42-16	46,719
Oct. 2	at Baylor	L	7-55	35,405
Oct. 14	KANSAS ST. (Thur.) (Nt.)	L	7-59	47,561
Oct. 23	TEXAS A&M (HC) (Nt.)	L	10-45	44,239
Oct. 30	at Iowa State	L	16-28	46,485
Nov. 6	COLORADO	W	52-45	40,851
Nov. 13	at Nebraska (Nt.) (9)	L	3-20	85,587
Nov. 20	OKLAHOMA STATE (12)	L	14-48	39,261
Nov. 27	vs. Missouri (15)	L	7-35	55,788

(at Kansas City, Mo.)

### 2011 (2-10, 0-9) Big 12: 10th

Captains: Tim Biere, Jeremiah Hatch, Steven Johnson, Toben Oporum

Sept. 3	MCNEESE ST. (Nt.)	W	42-24	41,068
Sept. 10	NORTHERN ILLINOIS (Nt.)	W	45-42	48,084
Sept. 17	at Georgia Tech	L	24-66	42,025
Oct. 1	TEXAS TECH (HC)	L	34-45	39,621
Oct. 8	at Oklahoma State (6)	L	28-70	58,030
Oct. 15	OKLAHOMA (1) (Nt.)	L	17-47	42,580
Oct. 22	KANSAS STATE (12)	L	21-59	47,157
Oct. 29	at Texas (24) (Nt.)	L	0-43	99,211
Nov. 5	at Iowa State	L	10-13	51,575
Nov. 12	BAYLOR (OT)	L	30-31	35,188
Nov. 19	at Texas A&M	L	7-61	86,411
Nov. 26	vs. Missouri	L	10-24	47,059

(at Kansas City, Mo.)



## All-Time Coaches Records

	Coach	Years	Seasons	W-L-T	Pct
	No Coach	1890	1	1-2-0	.333
1.	E. M. Hopkins	1891	1	7-0-1	.938
2.	A. W. Shepard	1892-93	2	9-6-0	.600
3.	Hector Cowan	1894-96	3	15-7-1	.674
4.	Wylie G. Woodruff	1897-98	2	15-3-0	.833
5.	Fielding H. Yost	1899	1	10-0-0	1.000
6.	Charles Boynton	1900	1	2-5-2	.333
7.	John Outland	1901	1	3-5-2	.400
8.	Arthur Curtis	1902	1	6-4-0	.600
9.	Harrison Weeks	1903	1	6-3-0	.667
10.	A. R. Kennedy	1904-10	7	52-9-4	.831
11.	Ralph W. Sherwin	1911	1	4-2-2	.625
12.	Arthur Mosse	1912-13	2	9-7-0	.563
13.	H. M. Wheaton	1914	1	5-2-1	.688
14.	Herman Olcott	1915-17	3	16-7-1	.688
15.	Jay Bond	1918	1	2-2-0	.500
16.	Leon McCarty	1919	1	3-2-3	.563
17.	Forrest C. Allen	1920	1	5-2-1	.688
18.	Potsy Clark	1921-25	5	16-17-6	.487
19.	Franklin Cappon	1926-27	2	5-10-1	.344
20.	Bill Hargiss	1928-32	5	22-18-2	.538
21.	Ad Lindsey	1932-38	7	23-30-8	.443
22.	Gwinn Henry	1939-42	4	9-27-0	.250
23.	Henry Shenk	1943-45	3	11-16-3	.417
24.	George Sauer	1946-47	2	15-3-3	.786
25.	J. V. Sikes	1948-53	6	35-25-0	.583
26.	Chuck Mather	1954-57	4	11-26-3	.313
27.	Jack Mitchell	1958-66	9	44-42-5	.511
28.	Pepper Rodgers	1967-70	4	20-22-0	.476
29.	Don Fambrough	1971-74	4	19-25-1	.433
		1979-82	4	17-24-4	.422
		Totals	8	36-49-5	.428
30.	Bud Moore	1975-78	4	17-27-1	.389
31.	Mike Gottfried	1983-85	3	15-18-1	.456
32.	Bob Valesente	1986-87	2	4-17-1	.205
33.	Glen Mason	1988-96	9	47-54-1	.466
34.	Terry Allen	1997-2001	5	20-33-0	.379
	Tom Hayes*	2001	1	1-2-0	.333
35.	Mark Mangino	2002-09	8	49-48-0	.505
36.	Turner Gill	2010-11	2	5-19-0	.208
37.	Charlie Weis	2012			
	<b>Totals</b>		<b>122</b>	<b>572-569-58</b>	<b>.477</b>

\* Tom Hayes served as interim head coach for the final three games in 2001




CHARLIE WEIS



GLEN MASON



JACK MITCHELL



DON FAMBROUGH



**Prior To Conference Action (1890-1906)**

Year	Overall	Home	Away	Neutral	Conf.	Finish	Coach
1890	1-2-0	1-0	0-2	0-0	--	--	No Coach
1891	7-0-1	2-0	3-0	2-0-1	--	--	E. M. Hopkins
1892	7-1-0	3-0	2-1	2-0	--	--	A. W. Shepard
1893	2-5-0	0-1	1-2	1-2	--	--	A. W. Shepard
1894	2-3-1	1-0-1	0-2	1-1	--	--	Hector Cowan
1895	6-1-0	2-0	2-0	2-1	--	--	Hector Cowan
1896	7-3-0	6-0	1-1	1-2	--	--	Hector Cowan
1897	8-2-0	4-0	2-1	2-1	--	--	Wylie G. Woodruff
1898	7-1-0	3-1	2-0	2-0	--	--	Wylie G. Woodruff
1899	10-0-0	6-0	3-0	1-0	--	--	Fielding H. Yost
1900	2-5-2	0-3-1	2-1	0-1-1	--	--	Charles Boynton
1901	3-5-2	2-3	1-1-2	0-1	--	--	John Outland
1902	6-4-0	4-1	1-3	1-0	--	--	Arthur Curtis
1903	6-3-0	4-2	1-1	1-0	--	--	Harrison Weeks
1904	8-1-1	3-1-1	3-0	2-0	--	--	A.R. Kennedy
1905	10-1-0	4-0	4-0	1-1	--	--	A.R. Kennedy
1906	6-2-2	5-0	1-2-1	0-0-1	--	--	A.R. Kennedy

**Missouri Valley Intercollegiate Athletic Association (1907-1928)**

Year	Overall	Home	Away	Neutral	Conf.	Finish	Coach
1907	5-3-0	3-1	1-2	1-0	1-1-0	3rd	A.R. Kennedy
1908	9-0-0	6-0	2-0	1-0	4-0-0	1st	A.R. Kennedy
1909	8-1-0	5-0	3-0	0-1	3-1-0	2nd	A.R. Kennedy
1910	6-1-1	4-1	2-0	0-0-1	1-1-1	5th	A.R. Kennedy
1911	4-2-2	2-2-2	2-0	--	1-1-1	3rd	Ralph W. Sherwin
1912	4-4-0	4-1	0-3	--	1-2-0	5th	Arthur Mosse
1913	5-3-0	4-1	1-2	--	3-2	3rd	Arthur Mosse
1914	5-2-1	3-1-1	2-1	--	2-2	4th	H. M. Wheaton
1915	6-2-0	4-1	2-1	--	3-1	2nd	Herman Olcott
1916	4-3-1	2-1-1	2-2	--	1-2-1	5th	Herman Olcott
1917	6-2-0	4-1	2-1	--	3-1	t2nd	Herman Olcott
1918	2-2-0	2-1	0-1	--	0-0	--	Jay Bond
1919	3-2-3	3-1-1	0-1-2	--	1-1-1	4th	Leon McCarty
1920	5-2-1	4-0-1	1-2	--	3-2	t3rd	Forrest C. Allen
1921	4-3-0	2-1	2-2	--	3-3	5th	Potsy Clark
1922	3-4-1	3-1	0-3-1	--	1-3-1	t7th	Potsy Clark
1923	5-0-3	4-0-2	1-0-1	--	3-0-3	t1st	Potsy Clark
1924	2-5-1	1-3	1-2-1	--	2-4-1	t7th	Potsy Clark
1925	2-5-1	2-2	0-3-1	--	2-5-1	t8th	Potsy Clark
1926	2-6-0	2-2	0-4	--	1-5	9th	Franklin Cappon
1927	3-4-1	2-2-1	1-2	--	3-3-1	5th	Franklin Cappon
1928	2-4-2	1-2-1	1-2-1	--	1-3-1	5th	Bill Hargiss

**Big Six Conference (1929-1947)**

Year	Overall	Home	Away	Neutral	Conf.	Finish	Coach	Postseason
1929	4-4-0	2-2	2-2	--	2-3	5th	Bill Hargiss	
1930	6-2-0	2-1	4-1	--	4-1	1st	Bill Hargiss	
1931	5-5-0	3-3	2-2	--	1-3	4th	Bill Hargiss	
1932	5-3-0	0-3	5-0	--	3-2	2nd	Bill Hargiss (games 1-2), Ad Lindsey	
1933	5-4-1	3-1	2-3-1	--	2-3	4th	Ad Lindsey	
1934	3-4-3	1-2-2	2-2-1	--	1-2-2	4th	Ad Lindsey	
1935	4-4-1	2-1-1	2-3	--	2-2-1	3rd	Ad Lindsey	
1936	1-6-1	1-3-1	0-3	--	0-5	6th	Ad Lindsey	
1937	3-4-2	1-1-1	2-3-1	--	2-1	3rd	Ad Lindsey	
1938	3-6-0	2-2	1-4	--	1-4	6th	Ad Lindsey	
1939	2-6-0	1-3	1-3	--	1-4	t4th	Gwinn Henry	
1940	2-7-0	2-2	0-5	--	0-5	6th	Gwinn Henry	
1941	3-6-0	3-1	0-5	--	2-3	4th	Gwinn Henry	
1942	2-8-0	1-4	1-4	--	1-4	t5th	Gwinn Henry	
1943	4-5-1	4-1	0-4-1	--	2-3	t4th	Henry Shenk	
1944	3-6-1	3-2	0-4-1	--	1-4	5th	Henry Shenk	
1945	4-5-1	2-1-1	2-3	0-1	1-3-1	5th	Henry Shenk	
1946	7-2-1	3-1	4-1	0-0-1	4-1	t1st	George Sauer	
1947	8-1-2	4-0	4-0-1	0-1-1	4-0-1	t1st	George Sauer	Orange Bowl

**Big Seven Conference (1948-1956)**

Year	Overall	Home	Away	Neutral	Conf.	Finish	Coach
1948	7-3-0	3-2	4-1	--	4-2	3rd	J.V. Sikes
1949	5-5-0	2-3	3-2	--	2-4	5th	J.V. Sikes
1950	6-4-0	2-3	4-1	--	3-3	4th	J.V. Sikes
1951	8-2-0	5-0	3-2	--	4-2	3rd	J.V. Sikes
1952	7-3-0	4-2	3-1	--	3-3	5th	J.V. Sikes
1953	2-8-0	1-4	1-4	--	2-4	t4th	J.V. Sikes
1954	0-10-0	0-6	0-4	--	0-6	7th	Chuck Mather
1955	3-6-1	3-2-1	0-4	--	1-4-1	t5th	Chuck Mather
1956	3-6-1	0-4-1	3-2	--	2-4	t5th	Chuck Mather



# SEASON RESULTS

KANSAS JAYHAWKS



## Big Eight Conference (1957-1995)

Year	Overall	Home	Away	Neutral	Conf.	Finish	Coach
1957	5-4-1	3-2	2-2-1	--	4-2	2nd	Chuck Mather
1958	4-5-1	2-3	2-1-1	0-1	3-2-1	4th	Jack Mitchell
1959	5-5-0	4-1	1-4	--	3-3	3rd	Jack Mitchell
1960	7-2-1	3-1-1	4-1	--	4-2-1	3rd	Jack Mitchell
1961	7-3-1	3-1-1	3-2	1-0	5-2	t2nd	Jack Mitchell
1962	6-3-1	2-3	4-0-1	--	4-2-1	4th	Jack Mitchell
1963	5-5-0	3-2	2-3	--	3-4	t4th	Jack Mitchell
1964	6-4-0	3-2	3-2	--	5-2	3rd	Jack Mitchell
1965	2-8-0	2-3	0-5	--	2-5	t5th	Jack Mitchell
1966	2-7-1	0-4	2-3-1	--	0-6-1	t7th	Jack Mitchell
1967	5-5-0	4-1	1-4	--	5-2	t2nd	Pepper Rodgers
1968	9-2-0	6-1	4-0	0-1	6-1	t1st	Pepper Rodgers
1969	1-9-0	1-4	0-5	--	0-7	8th	Pepper Rodgers
1970	5-6-0	3-3	2-3	--	2-5	t6th	Pepper Rodgers
1971	4-7-0	4-2	0-5	--	2-5	t5th	Don Fambrough
1972	4-7-0	1-5	3-2	--	3-4	t4th	Don Fambrough
1973	7-4-1	5-0-1	2-3	0-1	4-2-1	t2nd	Don Fambrough
1974	4-7-0	2-3	2-4	--	1-6	t7th	Don Fambrough
1975	7-5-0	3-3	4-1	0-1	4-3	4th	Bud Moore
1976	6-5-0	3-3	3-2	--	2-5	7th	Bud Moore
1977	3-7-1	3-1-1	0-6	--	2-4-1	6th	Bud Moore
1978	1-10-0	1-5	0-6	--	0-7	8th	Bud Moore
1979	3-8-0	2-4	1-4	--	2-5	t5th	Don Fambrough
1980	4-5-2	1-4	3-1-2	--	3-3-1	4th	Don Fambrough
1981	8-4-0	6-1	2-2	0-1	4-3	t3rd	Don Fambrough
1982	2-7-2	2-4	0-3-2	--	1-5-1	t6th	Don Fambrough
1983	4-6-1	3-3	1-3-1	--	2-5	t6th	Mike Gottfried
1984	5-6-0	3-2	2-4	--	4-3	4th	Mike Gottfried
1985	6-6-0	5-2	1-4	--	2-5	6th	Mike Gottfried
1986	3-8-0	3-4	0-4	--	0-7	8th	Bob Valesente
1987	1-9-1	1-5	0-4-1	--	0-6-1	t7th	Bob Valesente
1988	1-10-0	1-5	0-5	--	1-6	7th	Glen Mason
1989	4-7-0	2-4	2-3	--	2-5	6th	Glen Mason
1990	3-7-1	2-4	1-3-1	--	2-4-1	t4th	Glen Mason
1991	6-5-0	4-2	2-3	--	3-4	5th	Glen Mason
1992	8-4-0	4-2	3-2	1-0	4-3	3rd	Glen Mason
1993	5-7-0	4-2	1-4	0-1	3-4	5th	Glen Mason
1994	6-5-0	3-3	3-2	--	3-4	5th	Glen Mason
1995	10-2-0	5-1	3-1	2-0	5-2	t2nd	Glen Mason

## Big 12 Conference (1996-Present)

Year	Overall	Home	Away	Neutral	Conf.	Finish	Coach
1996	4-7-0	1-4	3-3	--	2-6	5th North	Glen Mason
1997	5-6-0	5-1	0-5	--	3-5	5th North	Terry Allen
1998	4-7-0	3-3	1-4	--	1-7	5th North	Terry Allen
1999	5-7-0	5-2	0-5	--	3-5	4th North	Terry Allen
2000	4-7-0	3-3	1-4	--	2-6	5th North	Terry Allen
2001	3-8-0	2-5	1-3	--	1-7	6th North	Terry Allen
2002	2-10-0	1-5	1-5	--	0-8	6th North	Mark Mangino
2003	6-7-0	5-2	1-4	0-1	3-5	4th North	Mark Mangino
2004	4-7-0	3-3	1-4	--	2-6	5th North	Mark Mangino
2005	7-5-0	6-0	0-4	1-1	3-5	5th North	Mark Mangino
2006	6-6-0	5-2	1-4	--	3-5	4th North	Mark Mangino
2007	12-1-0	7-0	4-0	1-1	7-1	t1st North	Mark Mangino
2008	8-5-0	5-2	1-3	2-0	4-4	3rd North	Mark Mangino
2009	5-7-0	4-2	1-4	0-1	1-7	6th North	Mark Mangino
2010	3-9-0	3-4	0-4	0-1	1-7	6th North	Turner Gill
2011	2-10	2-4	0-5	0-1	0-9	6th North	Turner Gill
Totals	572-569-58	340-242-24	199-299-28	32-28-6	239-376-28		

## KU Record By Decade

Years	Overall	Home	Away	Neutral	Conference
1890-1899	57-18-2	27-3-1	16-8-0	14-7-1	0-0-0
1900-1909	63-25-7	37-11-2	19-10-3	7-4-2	8-2-0
1910-1919	45-23-8	31-10-4	14-13-3	0-0-1	16-13-4
1920-1929	32-37-10	23-16-5	9-21-5	0-0-0	21-31-8
1930-1939	37-44-8	16-20-5	21-24-3	0-0-0	17-27-3
1940-1949	45-48-6	25-15-1	20-31-3	0-2-2	21-29-2
1950-1959	43-53-4	24-26-2	19-26-2	0-1-0	25-33-2
1960-1969	50-48-4	24-23-2	25-24-2	1-1-0	34-33-3
1970-1979	44-66-2	27-29-2	17-35-0	0-2-0	22-46-2
1980-1989	38-68-6	27-34-0	11-33-6	0-1-0	19-48-3
1990-1999	56-57-1	36-23-0	18-33-1	2-1-0	29-44-1
2000-2009	57-63-0	41-24-0	12-35-0	4-4-0	26-54-0
2010-11	5-19-0	5-8	0-9	0-2	1-16
<b>Totals</b>	<b>572-569-58</b>	<b>340-242-24</b>	<b>199-299-28</b>	<b>31-28-6</b>	<b>239-376-28</b>



## ALL-TIME ASSISTANT COACHES

### A

Mike Ackerley, 1980-82  
 Vic Adamle, 1988-96  
 Rocky Alt, 1986-87  
 Dee Andros, 1953

### B

Bill Baldridge, 1983  
 Bobby Baldwin, 1974  
 Johnny Barr, 2000-01  
 Tom Batta, 1979-82  
 David Beaty, 2008-09, 2011  
 Tim Beck, 2005-07  
 George Bernhardt, 1958-66, 71-74  
 Greg Blache, 1987  
 Don Blackwelder, 1974-78  
 Brandon Blaney, 2002-09  
 Ken Blue, 1971-74  
 Jay Bond, 1911-15, 1917  
 Jay Bonds, 1983-84  
 Clint Bowen, 2001-09  
 Vic Bradford, 1946-48  
 Mitch Browning, 1988-96  
 Sandy Buda, 1967-74  
 Frank Bukaty, 1940  
 John W. Bunn, 1923-29  
 Tim Burke, 2000-01

### C

Ernest Casini, 1935  
 Rick Christie, 1983  
 George Clark, 1916  
 Don Clements, 1956  
 Joe Bob Clements, 2008  
 Jim Cochran, 1986-87  
 W.J. Coleman, 1909  
 Earnest Collins, 2003-06  
 Ken Conatser, 2002  
 Ralph L. Conger, 1937-38  
 Scott Conley, 1987  
 John Cooper, 1967-72  
 Norman Cooper, 1948  
 Gene Corrotto, 1953  
 Forrest B. Cox, 1932-34  
 Dick Crayne, 1938

### D

Mark Dantonio, 1991-94  
 Alan Davidson, 1925  
 Les Davis, 1927  
 Bruce DeHaven, 1979-81  
 Mike Dickens, 1983-85  
 Jim Dickey, 1973-74  
 Tyrone Dixon, 2002-04  
 Dave Doeren, 2002-05  
 Terry Donahue, 1968-70  
 Larry Donovan, 1979  
 Dave Dunkelberger, 1986-87

### E

Vic Eumont, 1984-89

### F

Don Fambrough, 1948-53, 58-70  
 Mark Farley, 1997-2000  
 Bob Fello, 1988-94  
 Robert Ford, 1986  
 Dick Foster, 1971-74  
 John Fox, 1983  
 Leonard Frank, 1912-13

### G

Michael Garrison, 1997-98  
 Al Gebert, 1956-57  
 Mike Getto, 1929-39, 1947-50  
 Denzel Gibbens, 1945  
 David Gibbs, 1995-96  
 Dave Gillespie, 1995-96  
 Ted Gilmore, 1999  
 Bobby Goad, 1958-60  
 Jacq Green, 1967  
 J.B. Grimes, 2010-11  
 Rex Grossart, 1956-58

### H

John Hadl, 1978-81, 88-89  
 Ed Hall, 1941  
 "Shorty" Hamil, 1905  
 Mike Hankwitz, 1995-96  
 Bill Hargiss, 1934-36, 1938  
 Tom Hayes, 2000  
 R.D. Helt, 1988-93  
 Pat Henderson, 2002-04  
 Hank Hettwer, 1974-78  
 Jim Hillis, 1988-90  
 Stephen C. Hinshaw, 1928-31  
 J.C. Hixon, 1969-70  
 Vince Hoch, 1984-85  
 William "Red" Hogan, 1949  
 Archie Hogg, 1895  
 Bob Hubbard, 1955  
 Gary Huff, 1987  
 "Red" Huffman, 1945  
 Vic Hurt, 1939-42

### I

Bob Ingalls, 1946-48

### J

Je'Ney Jackson, 2007-09  
 Clarence James, 2001  
 Don James, 1956  
 John Jefferson, 1990-1993  
 Bill Jennings, 1962-63  
 Jay Johnson, 1999-2000  
 Larry Jones, 1977-78  
 Travis Jones, 2001-02

### K

Cliff Kimsey, 1948-52  
 Walt Klinker, 1997-2000

### L

Paul Laird, 1917  
 Harry Lansing, 1939-41  
 Howard Leaslett, 1920  
 Ben Lee, 1963-66  
 Bob Lee, 1971-73  
 John Levra, 1975-78  
 Tommie Liggins, 1983-85  
 Ad Lindsey, 1919-21  
 Roland Logan, 1930-31  
 Chuck Long, 2010-11  
 Guy Lookabaugh, 1926

### M

Mike Mahoney, 1986  
 Mike Mallory, 2006  
 John Manning, 1935  
 Ken Martin, 1975-78  
 Louie Matsakis, 2007-09  
 Billie Matthews, 1970  
 Leon McCarty, 1912-16  
 Dave McClain, 1967-68  
 Charlie McCuller, 1967-73  
 Don McLeary, 1977-82

Brian McNeely, 1985  
 Todd Middleton, 1997-2000  
 Bill Miller, 2009  
 Reggie Mitchell, 1988-96, 2010-11  
 Mike Monos, 1983-86  
 Howard Moreland, 1938  
 Dick Moseley, 1997-2000  
 Earle Mosley, 2005-06  
 Arthur Mosse, 1906-11  
 Lawrence Mullins, 1927, 1931  
 Paul Murphy, 1930

### N

Dean Nesmith, 1943-48

### O

Ben Olson, 1968-70

### P

Bill Pace, 1954-61  
 Joe Pannunzio, 1986-87  
 E.E. Parry, 1907  
 Tim Phillips, 1990-96  
 Wade Phillips, 1975  
 Don Pierce, 1945  
 Don Pile, 1978-79  
 Dick Piskotsky, 1954-57  
 Sam Pittman, 2001  
 Ted Plumb, 1972-73  
 Glenn Presnell, 1937  
 Dick Purdy, 1981-82  
 Dave Putts, 1954-57

### Q

Jan Quarless, 1986-87  
 Nick Quartaro, 2002-06

### R

Rich Rachel, 1979-82  
 Ellis Rainsberger, 1965  
 Bud Ratliff, 1984-85  
 John Reagan, 2005-09  
 Howard Reed, 1910  
 Carl Reese, 1975-76  
 Dick Reich, 1956  
 "Tad" Reid, 1923  
 Dick Reinking, 1956  
 Max Replogle, 1939  
 Wayne Replogle, 1940-42, 45-63  
 Mike Rogers, 1956  
 Golden Pat Ruel, 1988-96  
 Gary Rutledge, 1975-77

### S

Frank Sabatini, 1955  
 John Sabo, 1925-27  
 Bill Salmon, 1997-2000  
 Bill Schaake, 1966  
 Elmer Schaake, 1943-44  
 Rip Scherer, 2001  
 Karl Schlademan, 1921-23  
 Paul Schofer, 1954-57  
 Vince Semaury, 1975-76  
 Vic Shealy, 2010-11  
 Mike Sheppard, 1983  
 David Shirk, 1939  
 Dan Shonka, 1979  
 Ted Shultz, 1924  
 Tom Sims, 2009  
 Vantz Singletary, 2011  
 Bobby Skahan, 1971  
 Mike Solari, 1983-85  
 Joe Spencer, 1972-73  
 Russell Sprong, 1922  
 Ralph Sproull, 1915

Aaron Stamm, 2010-11  
 Harold O. Steele, 1926-27  
 Kent Stephenson, 1979-82  
 Norm Stoppell, 1956  
 Mano Stukey, 1938  
 Milton Sullivant, 1940  
 Mike Sweatman, 1978-82

### T

Bernie Taylor, 1961-66  
 Floyd Temple, 1966-74  
 Carl Torbush, 2010  
 Dick Tomey, 1967-70  
 Steve Tovar, 2007-08  
 Larry Travis, 1971  
 Tom Triplett, 1956-62  
 Tucker, 1902

### U

Hub Ulrich, 1950-53

### V

Bob Valesente, 1984-85  
 Lance Van Zandt, 1975-76

### W

Lynn O. Waldorf, 1928  
 George Warhop, 1985-86  
 Ed Warinner, 2003-04, 07-09  
 Dave Warner, 1988-96  
 Lauri Wartainen, 1954-57  
 Morris Watts, 1982  
 Doug Weaver, 1967-69  
 Jim Webster, 1975-78  
 Bill Weidlein, 1914  
 Vere Wellman, 1964-66  
 A.H. "Pop" Werner, 1949-52  
 Louis West, 1986-87  
 Jack White, 1975-78  
 Ardeil Wiegandt, 1997-2000  
 Del Wight, 1997-1998  
 Clayton Williams, 1978  
 Ivy Williams, 1979-81  
 Robert Wimberly, 2010-11  
 Buddy Wyatt, 2010-11  
 Darrell Wyatt, 1997-2000, 2010

### Y

Bill Young, 2002-07

### Z

Ron Zook, 1983



## KU MEDIA RELATIONS



1651 Naismith Drive  
1400 Parrott  
Lawrence, KS 66045

(785) 864-3417 (office)  
(785) 864-7944 (fax)

kuathletics.com

**Chris Theisen**  
Assistant AD  
Media Relations



**Katy Lonergan**  
Assistant Director  
Media Relations



**Mike Cummings**  
Assistant Director  
Media Relations



**Alissa Bauer**  
Assistant Director  
Media Relations



**Brad Gilbert**  
Assistant Director  
Media Relations



**Erin Penning**  
Office Manager  
Media Relations



**Jeff Jacobsen**  
Photographer



**Kevin McCarty**  
Web Designer



**Jackie Berra**  
Graphic Designer

### TO THE MEDIA

The 2012 football media guide has been produced to assist the media in its coverage of the Jayhawks. Additional information is available by contacting the media relations office at (785) 864-7314, katyl@ku.edu or through KU's website at kuathletics.com.

### MEDIA INFORMATION

#### Kansas Media Relations Office

Assistant Athletics Director: Chris Theisen  
Office: (785) 864-3474  
e-mail: theisen@ku.edu  
Assistant: Katy Lonergan (Football Contact)  
Office: (785) 864-7314  
Cell: (785) 691-7026  
e-mail: katyl@ku.edu  
Assistant: Mike Cummings (Secondary Contact)  
Office: (785) 864-3575  
Cell: (785) 331-6307  
e-mail: mtc@ku.edu  
Office Manager: Erin Penning (Credentials)  
Office: (785) 864-3417  
e-mail: epenning@ku.edu

#### Weekly Press Release

Each Monday a complete release previewing the upcoming game and reviewing the season will be available on kuathletics.com. The release will also be e-mailed to media requesting this service each Monday.

#### Weekly Press Conference

Kansas head football coach Charlie Weis will conduct a weekly press conference each Tuesday during the season. The press conferences are held in the George R. Mrkonic Auditorium located in the Anderson Family Football Complex south of Kivisto Field at Memorial Stadium at 1 p.m.

Coach Weis will also be available on the weekly Big 12 Teleconference on Mondays at 10 a.m. Central. Information on how to take part in the teleconference is available through the Big 12 Conference office.

#### Interviews

Contact the media relations office for all player or coach interview requests. All interviews with players will take place after practice on Tuesdays (offense) and Wednesdays (defense).

To request players media should contact Katy Lonergan the media relations office by noon each day preceding interviews at katyl@ku.edu or (785) 864-7314.

Out-of-town media wishing to interview Kansas players should also contact the media relations office with their requests by noon the day prior to the interview.

Home and cell phone numbers for players will not be provided and players have been instructed not to accept calls from media without prior notice from the media relations office. Please do not contact a player or coach without scheduling the interview through the media relations office.

### COVERING HOME GAMES

#### Credentials

All credential requests can be made on-line. Contact the media relations office for information on how to access the page. Credentials requested after Monday of the game week will not be mailed. Instead, they will be available for pickup at a location agreeable to both parties. The Kivisto Field at Memorial Stadium Media Will Call distribution location is at the base of the elevator, below the pressbox, on the West side of the stadium.

#### Getting To Kivisto Field at Memorial Stadium

From Kansas City (Kansas City International Airport), Take I-29 North to I-435 South toward Topeka. Merge onto I-70 West to Topeka. Use exit 202 (west exit) in Lawrence and drive south to ninth street. Take a left (east) on ninth street to Mississippi Street and turn right (south).

#### Parking

Media parking is located in the Mississippi Street Parking Garage just south of the Kansas Union on the southeast side of Memorial Stadium. The garage is approximately two blocks away from the stadium.

#### Pressbox

The Kivisto Field at Memorial Stadium pressbox is located on the west side of the stadium. Entrance is at the base of the elevator located just off of Maine Street. Level eight is reserved for the print media, home and visiting radio, home and visiting booths for coaches and athletics directors, along with game and scoreboard operations. Level nine serves as the photo deck and the location for television booths.

#### Pressbox Services

Packets with pregame information will be distributed in advance of kickoff on the day of the game. Quarter, halftime, and final statistics, game books, coaches and player quote sheets, are all regular services on game day. A fax service is also provided upon request. Stat monitors with live, updated statistics are available throughout the print media level and in booths for electronic media. In addition, television monitors are also part of the fixtures in both home and visiting radio booths.

#### Wireless Internet

Complimentary access to wireless internet is available at Memorial Stadium and information about how to access it will be available in the pressbox.

#### Telephones

Writers wanting phone lines at their seat locations should contact the KU Telecommunications Office at (785) 864-9300 regarding installation. For specific line location, please list Katy Lonergan as the contact. Allow at least two weeks notice prior to the game. There are several community telephones in the main working press area of the pressbox. These phones are available on a first-come, first-serve basis.





# DR. BERNADETTE GRAY-LITTLE

UNIVERSITY CHANCELLOR | FOURTH SEASON

A highly regarded scholar, teacher and university leader, Bernadette Gray-Little began her tenure as the 17th chancellor of the University of Kansas on Aug. 15, 2009. As KU chancellor, Gray-Little is the chief executive officer of the university, overseeing campuses in Lawrence, Kansas City, Overland Park and Wichita, as well as research and educational centers in Garden City, Hays, Parsons, Pittsburg, Topeka and Yoder.

Chancellor Gray-Little's goals for KU include enhancing student achievement so that more KU students graduate in four years, as well as spurring more research and scholarly activities that enhance quality of life and create economic growth. During her first year as chancellor she also made it a point to meet with Kansans and with KU alumni throughout the state and nation to learn about their aspirations for the university.

Gray-Little was one of four university leaders selected to represent the Association of Public and Land-grant Universities at a White House summit on math and science education in January 2010. She is also on the board of trustees for the Online Computer Library Center, an international organization dedicated to expanding public access to information and research.

Gray-Little previously was executive vice chancellor and provost at the University of North Carolina at Chapel Hill from 2006-09. A professor of psychology, she rose to the post of UNC's chief academic officer after successive administrative appointments, including dean of the College of Arts and Sciences.

While at UNC, she earned a reputation as a champion for the highest quality educational experience for students and a strong advocate for faculty and for research.

A native of eastern North Carolina, Gray-Little received her bachelor's degree from Marywood College in Scranton, Pa., and her master's and doctoral degrees in psychology from Saint Louis University. She earned a Fulbright Fellowship to study in Denmark. She also served as a Social Science Research Council Fellow and received a Ford Foundation Senior Scholar Fellowship through the National Research Council.

Gray-Little is married to Shade Keys Little, who was assistant dean for academic support services at UNC. They have two adult children and one grandchild.

## Gray-Little File

**Alma Mater:**.....Marywood College, 1966

.....St. Louis University, 1968, 1970

**Husband:**.....Shade Little Keys

## Professional History

2009-present.....Kansas (Chancellor)

2007-09.....North Carolina (Vice Chancellor)

2004-06....North Carolina (Dean Arts & Sciences)

2001-04..... North Carolina (Exec. Vice Provost)

1999-2001... North Carolina (Sr. Assoc. Dean)

1993-98... North Carolina (Psychology Chair)

1982-93. North Carolina (Dir., Psych. Grad. program)





# DR. SHEAHON ZENGER

DIRECTOR OF ATHLETICS | THIRD SEASON

Dr. Sheahon (SHAY-un) Zenger is a coach at heart. But when KU Chancellor Bernadette Gray-Little introduced the Hays, Kan., native as KU's Athletics Director January 3, 2011, he promised not to call any plays for the coaches. That doesn't mean, though, that he won't be right there with them - and their student-athletes - every step of the way. For it's his genuine care for coaches and student-athletes that has stamped his career in intercollegiate athletics.

Zenger comes to KU after serving for five years as athletics director at Illinois State University, helping steer ISU Athletics to a place of prominence in the Missouri Valley Conference. The Redbirds won a conference-leading seven league titles during the 2009-10 season and captured their second Valley All-Sports Trophy in three years.

ISU's Weisbecker Scholarship Fund membership grew 65 percent during his tenure, and capital projects boomed. The Illinois State Baseball Stadium at Duffy Bass Field was officially dedicated in May 2009 to culminate the completion of that \$3.5 million project. In addition, funding for the Redbird Arena locker room improvements has also been secured.

With experience as an educator, coach, fundraiser and administrator, Zenger brought a plan to Illinois State, and with the help of the head coaches and administrative staff, personalized that strategic plan for Redbird Athletics. As a result, the athletics department saw record-high grade-point averages (GPA) in each of the last four years, including a best-ever department-wide 3.13 GPA in fall 2009. Redbird student-athletes now regularly carry a GPA of 3.0 or better. ISU student-athletes have also contributed more than 2,000 hours of community service in each of the last five years, including 3,500 hours during the 2009-10 athletic season.

In addition to Valley All-Sports titles in 2008 and 2010, in his last three years at ISU Zenger led the department to 16 top-five finishes in its 17 Valley sports - the highest percentage of top-five finishers in league history.

Zenger secured a five-year apparel contract for Redbird Athletics, and significantly increased the marketing of the program in the Central Illinois region, most notably with a campaign centered on the award-winning marketing campaign "Spread the Red." He also witnessed record-setting attendance figures in football, men's basketball and women's basketball, while seeing 17 Redbird teams advance to postseason play.

At the beginning, Zenger wasn't headed toward a career in administration. He was nine years old when he told his father he wanted to be a coach, and it didn't take long for that dream to materialize. After playing football at Fort Hays State and Mid-American Nazarene College, he finished his undergraduate degree at Kansas State. Even before he received his bachelor's degree in English and secondary education in 1988, Zenger was assisting the football coaches at Manhattan (Kan.) High School. His first college football coaching job came at Drake University right after graduation.

In 1989, at age 23, Zenger joined Bill Snyder's staff at Kansas State as one of the nation's youngest full-time football staff members; he served in key roles as assistant recruiting coordinator and director of football operations. Zenger completed his master's degree in journalism and mass communication in 1992 while helping Snyder bring Wildcat football to unprecedented success.

It became evident, though, that more than coaching was in store for Zenger. He sought advice from then-KU Chancellor Gene Budig, who convinced him to pursue a Ph.D. at KU. As he completed his Ph.D. in educational policy and leadership (1996), Zenger contributed communications and special projects support to the office of the executive vice-chancellor, Ed Meyen, and wrote the professional life history of then-chancellor Del Shankel, while strengthening his understanding of university leadership at the highest levels.

While focusing his attention on academics, he managed to stay involved in the world of intercollegiate athletics, and specifically football. 'Involved' may be an understatement. In 1993 Zenger and a friend founded American Football

Quarterly, a magazine for coaches. Zenger served as publisher - and then editor - until 1995, when he sold his share of the by-then-thriving magazine.

Still, coaching stayed in his blood. After earning his doctorate, Zenger in 1996 signed on as the recruiting coordinator for the brand-new NCAA Division I football program at the University of South Florida. A year later he joined the University of Wyoming football staff as recruiting coordinator and within two years rose to assistant head coach, a position he still considers one of the crowning achievements of his career.

Zenger stayed at Wyoming through the 2000 season before returning to Kansas State. He spent a year in the KSU College of Business, raising more than \$2 million and restructuring its development program with research and planning. He rejoined KSU Athletics in 2001 as assistant athletics director for major gifts, helping KSU initiate important development strategies. In 2002 he was appointed KSU's associate athletics director for development, a position he held until 2005, when he was named Athletics Director at Illinois State.

A published author and researcher, Zenger served for three years on the NCAA Division I Committee on Student-Athlete Reinstatement. He also served on two NCAA Division I Football Championship Subdivision (FCS) Division committees, and was a member of the Executive Committee of NACDA's Division I FCS Athletic Directors Association.

He is also a member of many professional and university organizations, including the National Association of Collegiate Directors of Athletics (NACDA), the Association for the Study of Higher Education and the American Football Coaches Association.

Zenger is married to the former Pam McAnarney. The couple has three children: Luke (14), Abby (12) and Jake (10).



## Zenger File

**Alma Mater:**..... Kansas State, 1988, 1992  
 ..... Kansas, 1996  
**Wife:** ..... Pam  
**Children:**..... Luke, Abby, Jake

## Administrative History

2011-present... Kansas (Athletic Director)  
 2005-11.. Illinois State (Athletic Director)  
 2001-05 ... Kansas State (Assoc. Athletic Dir.)

## Coaching History

1998-2000..... Wyoming (Ast. HC)  
 1997 ..... Wyoming (Rec. Coord.)  
 1996 ..... South Florida (Rec. Coord.)  
 1989-92..... Kansas State (Dir. Football Ops)  
 1988 ..... Drake (Assist. Coach)  
 1987 ..... Manhattan HS (HC)



University of Kansas football games can be heard exclusively on the Jayhawk Radio Network, which includes 31 stations in 26 markets. Bob Davis and David Lawrence handle the play-by-play and analysis. Nate Bukaty reports from the sidelines and handles the Crimson and Blue Line Show, which runs prior to each KU game, while also providing a postgame interview with head coach Charlie Weis. Josh Klingler hosts the Jayhawk Football Scoreboard Show following each broadcast. The Jayhawk Radio Network is operated by Jayhawk Sports Marketing, a division of IMG College with offices in Lawrence. The company also produces Weis' television show, publishes the gameday programs and manages stadium signage and videoboard advertising for Kansas Athletics. Jason Booker is general manager of Jayhawk Sports Marketing.

Davis is in his 29th year calling the play-by-play for Kansas football and basketball and 45th season overall in the broadcast booth. Davis also serves as host for the weekly radio call-in program, Hawk Talk, featuring the Jayhawk football and basketball coaches.

Davis has also spent 15 years broadcasting the Kansas City Royals on either television or radio. On the national scene, Davis was part of the NCAA-CBS broadcast for the NCAA women's Final Four in 1990, 1992-97.

Davis has been honored 11 times as Kansas Sportscaster of the Year and in 2007 was elected to the Kansas Association of Broadcasters Hall of Fame. He is a two-time winner of the Oscar Stauffer Award for excellence in high school sports reporting. He has received the Sportscaster of the Year Award from the Kansas High School Athletic Directors Association and has been recognized for his contribution to Kansas Sports Broadcasting, having received the Hod Humiston Award presented by the Kansas Association of Broadcasters.

A member of the Fort Hays State University Sports Hall of Fame, Davis broadcast Fort Hays sports for 16 years prior to joining the Jayhawk Network. During the 2000-01 basketball season, Davis was named to Dick Vitale's "Sweet 16" -- his list of the top 16 college basketball broadcasters in the nation.

Lawrence is in his 17th season with the Jayhawk Radio Network and his sixth full season inside the broadcast booth. He has hosted the Crimson and Blue Line show and performed sideline reporting duties on the Network for the past 16 years. A four-year letterwinner while playing tight end and offensive guard at KU, Lawrence was a team captain, offensive player of the year and an All-Big Eight selection in 1981. He served as a graduate assistant coach under Kansas coaches Don Fambrough and Mike Gottfried. Since 1985, he has been a health teacher at South Junior High School in Lawrence, where he also was head football coach for 17 years.

Lawrence was analyst on the KU football radio broadcasts in 1982 and was the TV analyst for KU football telecasts on Sunflower Broadband Channel 6 from 1988 to 1994.

Bukaty serves as the team's sideline reporter and also hosts the pregame Crimson and Blue Line Show. A fourth-generation KU alumnus, Bukaty earned a degree in broadcast journalism in 1998. He has been the Jayhawk Radio Network play-by-play announcer for KU women's basketball since 2000, and hosts head coach Bonnie Henrickson's Hawk Talk radio call-in show. Bukaty has worked in radio and television in Kansas City for the past nine years, where his current responsibilities include pregame and postgame coverage of the Kansas City Royals.

Bob Newton, who handles broadcast operations and affiliate communications, is in his 27th year as producer-engineer of the Jayhawk Network. He also provides technical support for the student radio stations at KU and Baker University, and is a duty officer and public information officer for Douglas County Emergency Management.

### Former Jayhawk Radio Voices

- 1946-84 Max Falkenstien (pbp), Gerry Barker (cc), Bob Fromme (cc), David Jaynes (cc), Jim Fender (cc)
- 1953-54 Merle Harmon (pbp)
- 1955-57 Bill Grigsby (pbp), Dick Harp (cc)
- 1958-60 Monte Moore (pbp), Dick Harp (cc)
- 1960-66 Tom Hedrick (pbp), Dick Harp (cc), Dan Kahler (cc)
- 1967-68 Gary Bender (pbp), Galen Fiss (cc)
- 1968-74 Jerry Bailey (pbp), Dan Kahler (cc)
- 1975-84 Tom Hedrick (pbp), Steve Sutherland (cc), Bob Neu (cc), David Jaynes (cc)
- 1983-84 Tom Hedrick (pbp), Kevin Harlan (cc)
- 1984-2005 Bob Davis (pbp), Max Falkenstien (cc)
- 1993-2005 David Lawrence (sidelines)
- 2006-pres. Bob Davis (pbp), David Lawrence (cc), Nate Bukaty (sidelines)



## Jayhawk Radio Network

PHONE: (785) 312-7555  
FAX: (785) 312-7557

Jayhawk Sports Marketing  
Jayhawk Radio Network  
123 West 8th Street, Suite 303  
Lawrence, KS 66044



**Bob Davis**  
Play-by-Play  
29th season



**David Lawrence**  
Color Analyst  
17th season



**Nate Bukaty**  
Sideline Reporter  
5th season



**Bob Newton**  
Producer/Engineer  
27th season



**Jason Booker**  
General Manager



**Josh Klingler**  
Pre/Postgame Host

### Jayhawk Network Affiliates

Abilene/Salina	KSAJ	98.5 FM
Chanute	KKOY	105.5 FM
Coffeyville/Independence/Fredonia	KGGF	104.1 FM
Concordia	KCKS	94.9 FM
Dodge City	KZRD	93.9 FM
Emporia	KVOE	1400 AM
Fort Scott	KMDO	1600 AM
Fort Scott	KOMB	103.9 FM
Garden City/Leoti	KWKR	99.9 FM
Glen Elder/Beloit	KZDY	96.3 FM
Goodland/Colby	KWGB	97.9 FM
Great Bend/Hoisington	KBGL	106.9 FM
Hays	KAYS	1400 AM
Hutchinson	KSKU	94.7 FM
Iola	KIOL	1370 AM
Kansas City	KCSP	610 AM
Lawrence (Flagship)	KLWN	1320 AM
Lawrence (Flagship)	KLZR	105.9 FM
Liberal	KSCB	1270 AM
Marysville	KNDY	95.5 FM
Muskogee, Okla.	KBIX	1490 AM
Parsons	KLKC	1540 AM
Parsons	KLKC	93.5 FM
Phillipsburg	KKAN	1490 AM
Phillipsburg	KQMA	92.5 FM
Pittsburg	KSEK	1340 AM
Pratt	KMMM	1290 AM
Topeka	WIBW	580 AM
Tulsa, Okla.	KYAL	1550 AM
Tulsa, Okla.	KYAL	97.1 FM
Wellington	KWME	93.5 FM
Wichita	KFH	1240 AM
Wichita/Clearwater	KFH	98.7 FM
Winfield	KKLE	1550 AM

Additional KU programming includes Crimson and Blue Line (prior to each football game), Jayhawk Football Scoreboard Show (following each game) and Hawk Talk with Charlie Weis (Thursdays at 6:06 p.m.)





# HANNAH & FRIENDS

*Awareness & Compassion*

A nonprofit organization improving the quality of life for children and adults with special needs.

[www.hannahandfriends.org](http://www.hannahandfriends.org)







2012 KANSAS FOOTBALL SCHEDULE



SEPT. 01  
SOUTH DAKOTA STATE



SEPT. 08  
RICE UNIVERSITY



SEPT. 15  
TCU\*



SEPT. 22  
@ Northern Illinois



OCT. 06  
@ Kansas State\*



OCT. 13  
OKLAHOMA STATE\*



OCT. 20  
@ Oklahoma\*



OCT. 27  
TEXAS\*  
HOMECOMING/  
FAMILY DAY/K CLUB WEEKEND



NOV. 03  
@ Baylor\*



NOV. 10  
@ Texas Tech\*



NOV. 17  
IOWA STATE\*



DEC. 01  
@ West Virginia\*

\*Big 12 game; Dates and time subject to change