

EMPORIA STATE UNIVERSITY™

# HORNETS™

FRAN WELCH

DAVID TRYON

GARIN HIGGINS

BRIAN SHAY

LUCAS SULLIVAN

MIAA

*GREAT MOMENTS IN THE PAST  
GREAT MOMENTS IN THE FUTURE*

NCAA

FOOTBALL MEDIA GUIDE 2007



# HORNET FOOTBALL

## 2007 SCHEDULE

Sept. 1	at Western State	Gunnison, Colo.	2:00 p.m.
Sept. 8	at Central Oklahoma	Edmond, Okla.	6:00 p.m.
<b>SEPT. 15</b>	<b>*SOUTHWEST BAPTIST</b>	<b>EMPORIA</b>	<b>1:00 P.M.</b>
	<b>FAMILY DAY</b>		
Sept. 22	*at Fort Hays State	Hays, Kan.	7:00 p.m.
Sept. 29	*at Missouri Southern	Joplin, Mo.	6:00 p.m.
<b>Oct. 6</b>	<b>*Central Missouri</b>	<b>Emporia</b>	<b>1:00 p.m.</b>
<b>Oct. 13</b>	<b>*Washburn</b>	<b>Emporia</b>	<b>1:00 p.m.</b>
<b>Oct. 20</b>	<b>*Missouri Western</b>	<b>Emporia</b>	<b>1:00 p.m.</b>
	<b>Homecoming</b>		
Oct. 27	*at Truman	Kirkville, Mo.	2:00 p.m.
<b>Nov. 3</b>	<b>Northwest Missouri</b>	<b>Emporia</b>	<b>1:00 p.m.</b>
	<b>Senior Day</b>		
Nov. 10	*at Pittsburg State	Pittsburg, Kan.	2:00 p.m.

## 2006 RESULTS (3-8, 2-7)

Sept. 2	at Oklahoma Panhandle State	Goodwell, Okla.	W 69-6
<b>SEPT. 9</b>	<b>WINONA STATE</b>	<b>EMPORIA</b>	<b>L 18-21</b>
<b>SEPT. 16</b>	<b>*FORT HAYS STATE</b>	<b>EMPORIA</b>	<b>W 48-10</b>
Sept. 23	*at Southwest Baptist	Bolivar, Mo.	W 35-31
<b>SEPT. 30</b>	<b>*PITTSBURG STATE</b>	<b>EMPORIA</b>	<b>L 57-59 (40T)</b>
Oct. 7	*at Northwest Missouri	Maryville, Mo.	L 17-49
<b>OCT. 14</b>	<b>*TRUMAN</b>	<b>EMPORIA</b>	<b>L 13-14</b>
Oct. 21	*at Missouri Western	St. Joeseph, Mo.	L 12-24
Oct. 28	*at Washburn	Topeka, Kan.	L 6-37
Nov. 4	*at Central Missouri	Warrensburg, Mo.	L 21-48
<b>NOV. 11</b>	<b>*MISSOURI SOUTHERN</b>	<b>EMPORIA</b>	<b>L 33-34</b>

## HORNETS AT A GLANCE

### GENERAL INFORMATION

Location..... Emporia, Kan.  
 Founded..... 1863  
 Conference..... MIAA  
 Enrollment..... 6,528  
 Stadium..... Francis G. Welch  
 Capacity..... 7,000  
 Surface..... Super Turf  
 Colors..... Old Gold and Black  
 Nickname..... Hornets  
 President..... Dr. Michael Lane  
 Athletics Director..... Kent Weiser

### FOOTBALL STAFF

Head Coach..... Garin Higgins  
 Alma Mater..... Emporia State '92  
 ESU Record..... First Year  
 Overall..... 51-9 (5 Years)  
 Office Phone..... (620) 341-5504  
 Best Time To Reach..... Mornings  
 Assistants..... Ken Gordon,  
 ..... Spence Nowinsky, Travis Fox,  
 ..... Gary Manuel, Danny  
 Cavender, Taylor Schwerdtfeger, Jordan ..  
 Malone, Joey Boese, Matt Martin.

### 2007 OUTLOOK

2006 Record..... 3-8  
 2006 MIAA Record/Finish..... 2-7, 8th  
 Basic Offense..... Multiple  
 Basic Defense..... 4-3  
 Letterwinners Ret..... 36  
 Letterwinners Lost..... 24  
 Starters Returning... 9 (O), 7 (D), 1 (ST)  
 Starters Lost..... 2 (O), 4 (D), 2 (ST)

### MEDICAL STAFF

Men's Trainer..... John Baxter  
 Team Physician.. Dr. Marshall Havenhill

### MEDIA RELATIONS CONTACT

Asst. AD/Media Relations.... Don Weast  
 E-Mail..... dweast@emporia.edu  
 Office..... (620) 341-5526  
 Home..... (620) 342-6406  
 Cell..... (620) 344-6190  
 Fax..... (620) 341-5808  
 Press Box..... (620) 341-5020  
 Asst. Director..... Josh Slaughter  
 E-Mail..... jsslaught@emporia.edu  
 Cell..... (785) 207-0770

## CREDITS

The 2007 Emporia State University Football Media Guide was produced by the ESU Athletic Media Relations Office.

Editor..... Don Weast  
 Guide Design..... Josh Slaughter  
 Cover Design..... John Decker -  
 ..... ESU Graphic Designer  
 Addition Design..... Kat Dorcas -  
 ..... University Press  
 Photography..... Gary Medinger -  
 ..... ESU Athletic Media Relations  
 ..... ESU University Photography  
 ..... Mugs by ESU ID Office  
 Printing..... ESU Printing Services

## TRAVEL PLANS

### Western State

Depart: Friday, August 31 • 4:30 a.m.  
 Hotel: Best Western in Gunnison, Co.  
 Local Radio: KWSU 91.1 FM  
 Return: After game

### Central Oklahoma

Depart: Saturday, September 8 • 10:30 a.m.  
 Local Radio: KCSC 90.1 FM  
 Return: After game

### Fort Hays State

Depart: Saturday, September 22 • 12 noon  
 Local Radio: KJLS 103.3 FM  
 Return: After game

### Missouri Southern

Depart: Saturday, September 29 • 10:30 a.m.  
 Local Radio: KHST 101.7 FM  
 Return: After game

### Truman

Depart: Friday, October 26 • 2:00 p.m.  
 Hotel: American Best Value in Macon, Mo.  
 Local Radio: KRES 104.7 FM  
 Return: After game

### Pittsburg State

Depart: Friday, November 9 • 3:30 p.m.  
 Hotel: Parkview Inn in Pittsburg, Kan.  
 Local Radio: KKOW 860 AM  
 Return: After game

*All travel arrangements are subject to change.*

# TABLE OF CONTENTS



## TABLE OF CONTENTS

**Schedule and Travel . . . . . IFC**

**Table of Contents and Quick Facts . . . . . 1**

**This is Hornet Football . . . . . 2-9**

Recent Hornet Greats . . . . . 2-3  
 Hornets in the Post Season . . . . . 4-5  
 Hornet Football Facilities . . . . . 6-7  
 Hornet Football Strength and Conditioning . . . . . 8-9  
 ESU Football Gameday . . . . . 10-11

**Meet the 2007 Coaching Staff . . . . . 12-22**

Head Coach Garin Higgins . . . . . 12  
 Q&A with Head Coach Garin Higgins . . . . . 13  
 Program Philosophy . . . . . 14  
 Coaches in Action . . . . . 15  
 Associate Head Coach Spence Nowinsky . . . . . 16  
 Assistant Coaches . . . . . 17-20  
 Graduate Assistants . . . . . 21-22

**Meet the 2007 Hornets . . . . . 23-51**

Hornet Football Pictures . . . . . 23  
 2007 ESU Roster . . . . . 24-26  
 2007 Returning Players Career Highs . . . . . 27  
 2007 Football Preview . . . . . 28-29  
 2007 Hornet Player Bios . . . . . 30-49  
 The 2007 Recruiting Class . . . . . 50-51

**2007 Opponents . . . . . 52-65**

Series Records . . . . . 64-65

**2006 Season Review . . . . . 66-74**

2006 Year in Review . . . . . 66  
 2006 Team Statistics . . . . . 67  
 2006 Individual Statistics . . . . . 68  
 2006 Game-by-Game Results . . . . . 69-74

**The MIAA . . . . . 75-83**

About the MIAA . . . . . 75  
 MIAA Composite Schedule . . . . . 76  
 2006 All-MIAA Team . . . . . 77  
 2006 MIAA Leaders . . . . . 78-79  
 MIAA Records . . . . . 80-83

**Hornet Football History . . . . . 84-101**

Hornet Bests in the NCAA . . . . . 84  
 ESU Rushers/Passers/Recievers . . . . . 85  
 ESU Records . . . . . 86  
 ESU Records Top Tens . . . . . 87  
 Yearly Leaders . . . . . 88-91  
 Hornets in the NFL . . . . . 91  
 Honors and Awards . . . . . 92-93  
 Letterwinners . . . . . 94-95  
 Year-by-Year Results . . . . . 96-101

**Welcome to Emporia State . . . . . 102-IBC**

Athletics at ESU . . . . . 102-104  
 The History of Corky . . . . . 105  
 ESU Athletics Facilities . . . . . 106-108  
 Hornets in the Community . . . . . 109  
 This is ESU/Emporia . . . . . 110-112  
 Athletic Staff Photo Directory . . . . . 113  
 ESU Administration . . . . . 115  
 ESU Hall of Honor . . . . . 116  
 Media Information . . . . . IBC

## GENERAL INFORMATION

Location . . . . . Emporia, Kan.  
 Founded . . . . . 1863  
 Affiliation . . . . . NCAA II  
 Conference . . . . . Mid-America Intercollegiate Athletics Association  
 Enrollment . . . . . 6,528  
 Home Stadium . . . . . Francis G. Welch  
 Home Field . . . . . Jones Field at Welch Stadium  
 Capacity . . . . . 7,000  
 Surface . . . . . Super Turf  
 Colors . . . . . Black and Old Gold  
 Nickname . . . . . Hornets  
 President . . . . . Dr. Michael Lane  
 Athletic Director . . . . . Kent Weiser  
 Assoc. A.D. for Internal Affairs . . . . . Carmen Leeds  
 Assoc. A.D. for Athletic Development . . . . . Shane Shivley  
 Asst. A.D. for Media Relations . . . . . Don Weast  
 Faculty Representative . . . . . Dr. John Rich  
 Men's Athletic Trainer . . . . . John Baxter  
 Women's Athletic Trainer . . . . . Leslie Kenney

## COACHING STAFF

Head Coach . . . . . Garin Higgins  
 Alma Mater . . . . . Emporia State '92  
 Record at ESU . . . . . First Year  
 Years at ESU . . . . . Same  
 Career Record . . . . . 51-9 (Five Years)  
 Assistant Coaches . . . . . Ken Gordon,  
 . . . . . Spence Nowinsky, Travis Fox, Gary Manuel,  
 . . . . . Danny Cavender, Jordan Malone, Joey Boese,  
 . . . . . Matt Martin, Taylor Schwerdtfeger  
 Football Office Phone . . . . . (620) 341-5504  
 2006 Record . . . . . 3-8  
 2006 MIAA Record/Finish . . . . . 2-7, eighth

## MEDIA RELATIONS (AREA CODE 620)

Director . . . . . Don Weast  
 E-mail . . . . . dweast@emporia.edu  
 Office . . . . . 341-5526  
 Home . . . . . 342-6406  
 Press Box Welch Stadium . . . . . 341-5020  
 Fax . . . . . 341-5808

## RETURNING PLAYER BIO INDEX

Name	Page	Name	Page	Name	Page
Jared Acree . . . . .	34	David Hamman . . . . .	36	Ben Purkeypyle . . . . .	32
Kaden Adams . . . . .	49	Jeff Hoag . . . . .	33	Colby Rainey . . . . .	37
Derek Ambler . . . . .	39	Emmanuel Howard . . . . .	35	Jake Richter . . . . .	32
Ryan Anstaett . . . . .	45	Seville Ko . . . . .	34	Blake Ringwall . . . . .	38
Jarad Biggs . . . . .	31	Josh Koerkenmeier . . . . .	46	Eric Runge . . . . .	33
A.J. Brinkman . . . . .	41	Aaron Laffin . . . . .	48	Aaron Semaan . . . . .	47
Lance Claibourn . . . . .	37	Katrel Larkins . . . . .	31	Andre Sloan El . . . . .	30
Luke Costello . . . . .	40	Travis Lee . . . . .	30	Jerrod Sparling . . . . .	46
Matt Demicoli . . . . .	34	Robert Link . . . . .	49	Aaron Stubblefield . . . . .	32
David Diener . . . . .	41	Nathan Linsey . . . . .	36	Lucas Sullivan . . . . .	37
Matt Ferris . . . . .	42	Mike LoPorto . . . . .	41	Sean Thomas . . . . .	44
Casey Finlayson . . . . .	43	Jake Lynch . . . . .	38	Johnny Torres . . . . .	38
Roy Fisher . . . . .	42	Andre Maupin . . . . .	48	Zac Traphagan . . . . .	39
Grady Fowler . . . . .	35	Wesley May . . . . .	47	Steve Underwood . . . . .	45
A.J. Franklin . . . . .	48	Matt McClain . . . . .	44	John Waechter . . . . .	40
Michael Fulton . . . . .	33	Junis McDowell . . . . .	30	Cecil Watree . . . . .	45
Chris Givens . . . . .	39	Jake Michalski . . . . .	46	Chad Weaver . . . . .	44
Wayne Gleason . . . . .	49	Chad Mies . . . . .	38	Angelo Webb . . . . .	42
Blake Green . . . . .	44	Dominic Mirocke . . . . .	47	Daniel Webb . . . . .	43
Joel Griffiths . . . . .	43	Michael Nunnely . . . . .	49	Andrew Weese . . . . .	40
Tracy Hageman . . . . .	47	Sean Partridge . . . . .	31	Justin Wieser . . . . .	36

# HORNET RECENT GREATS



## BRIAN SHAY, 1995-98

**1998**  
**Harlon Hill**  
**Winner**  
**1st-Team**  
**All-American**  
**1st-Team All-MIAA**

**1997**  
**Harlon Hill**  
**Runner-Up**  
**1st-Team**  
**All-American**  
**MIAA Offensive MVP**

**1996**  
**Harlon Hill**  
**Candidate**  
**1st-Team**  
**All-American**  
**1st-Team All-MIAA**

### NCAA ALL DIVISION RECORDS

- Most Career Games of 200 yards or more rushing -- 15
- Most All-Purpose Yards in a Career -- 9,301

### NCAA II RECORDS

- Career Rushing Yards -- 6,958 (2nd All-Time)
- Most All-Purpose Yards in a Season -- 2,819, 1998
- Most All-Purpose Yards by two players on the same team in a season -- Shay and Chet Pobolish, 4,112 yards, 1996.
- Most Rushing Yards in a Half --226 vs. CMSU, 1996.
- Most Points scored by two players on the same team in a season -- Shay and Jarett Vito, 266, 1997.
- Most TDs scored by two players on the same team in a season -- Shay and Jarett Vito, 42. 1997. (Ties mark set by Heath Sherman and Johnny Bailey of Texas A & M-Kingsville, 1986.)


### TEAM-BY-TEAM CAREER TOTALS

Opp.	G	Att.	Yds.	TD
Friends	1	6	47	0
Wayne State	1	23	190	2
NW Oklahoma	1	19	107	1
North Dakota State	1	21	224	2
Ft. Hays State	4	70	451	7
Pittsburg State	4	91	482	4
Southwest Baptist	4	91	686	11
Truman State	4	105	585	6
Missouri Western	4	84	669	4
Missouri Southern	4	99	655	8
Central Missouri	4	101	744	9
Washburn	4	112	1,010	10
Missouri-Rolla	4	84	643	12
NW Missouri	4	96	464	5
<b>Totals</b>	<b>44</b>	<b>1,007</b>	<b>6,958</b>	<b>81</b>

### 1998 HARLON HILL AWARD VOTE TOTALS

(First place votes in parenthesis)

1. **Brian Shay, ESU (88) . . . . . 303**
2. Corte McGuffey, N. Colorado (9) . . . . . 118
3. Jeff Fox, Grand Valley State (2) . . . . . 76
4. Damian Beane, Shepherd (6) . . . . . 70
5. Reggie Donner, C. Oklahoma (2) . . . . . 36
- Damon Thompson, Virginia State (5) . . . . . 36
7. Kevin Daft, UC-Davis (1) . . . . . 35
8. Anthony Giovingo, UA-Monticello (2) . . . . . 18



## DONTAYE MCCOY, 1999-2002

**2002**  
**Harlon Hill**  
**Candidate**  
**1st-Team**  
**All-American**  
**MIAA Defensive**  
**MVP**

**2001**  
**2nd-Team**  
**All-American**  
**1st-Team**  
**All-MIAA**

**2000**  
**2nd-Team**  
**All-American**  
**1st-Team**  
**All-MIAA**

**1999**  
**2nd-Team**  
**All-MIAA**

• **McCoy was the first Hornet to earn at least second team All-MIAA honors in each of his four years.**

• **McCoy was named to an unprecedented five All-American teams following his senior season:**

- AP Little All-American
- AFCA All-American
- CoSIDA All-American
- Don Hansen's Football Gazette All-American
- D2Football.com All-American


### CAREER TACKLES (SINCE 1978)

1. Matt Koehler . . . . . 413 1986-90
2. Gerard Clemons . . . . . 378 1996-99
3. Dennis Ford . . . . . 358 1983-86
4. **Dontaye McCoy . . . . . 341 1999-02**
5. Bart Kuhlman . . . . . 333 1978-81

### CAREER INTERCEPTIONS

1. Kelly Nusser . . . . . 14 1980-83
2. **Dontaye McCoy . . . . . 13 1999-02**
3. Mike Reese . . . . . 11 1994-95

# HORNET RECENT GREATS



## TYLER PAUL, 2000-03

**2003**  
**Harlon Hill Candidate**  
**1st-Team**  
**All-American**  
**1st-Team All-MIAA**  
**Academic All-American**  
**of the Year**

**2002**  
**Harlon Hill Candidate**  
**1st-Team**  
**All-American**  
**MIAA Offensive MVP**

### 2003 - SENIOR SEASON

- Ken B. Jones winner as outstanding male student-athlete in the MIAA.
- CoSIDA Academic All-American of the Year.
- First-team All-American
- Leading rusher in the MIAA with 1,730 yards.
- MIAA season high 311 yards rushing vs. Truman.
- Harlon Hill Candidate

### 2002 - JUNIOR SEASON

- Leading rusher in the MIAA with 1,435 yards.
- First-team CoSIDA Academic All-American

### ESU CAREER RUSHING LEADERS

1. Brian Shay	6,958	1995-98
2. Quincy Tillmon	4,141	1990-94
3. Tyler Paul	3,798	2000-03
4. David Tryon	3,593	1983-86
5. Abe Welcher	3,198	1972-74

### ESU SINGLE SEASON RUSHING LEADERS

1. Brian Shay	2,265	293/7.70	1998
2. Brian Shay	2,103	342/6.10	1996
3. Brian Shay	1,912	269/7.40	1997
4. Tyler Paul	1,730	345/5.00	2003
5. Aubrey Dunlap	1,587	313/5.10	1987
6. Quincy Tillmon	1,544	259/6.00	1991
7. Tyler Paul	1,435	305/4.70	2002

## ALL-AMERICANS AND FIRST TEAM ALL-MIAA HORNETS in the last ten years

### AP LITTLE ALL-AMERICAN

- 2004-- Justin Gray, K (2nd)
- 2002-- Dontaye McCoy, SS (1st)
- 1999-- Lester McCoy, WR (2nd)
- 1998-- Brian Shay, RB (1st)
- John Hesse, OL (1st)
- 1997-- Brian Shay, RB (1st)

### AFCA ALL-AMERICAN

- 2002-- Dontaye McCoy, SS (1st)
- 1998-- Brian Shay, RB (1st)

### CoSIDA ALL-AMERICAN

- 2003-- Tyler Paul, RB (2nd)
- Justin Gray, K (2nd)
- 2002-- Dontaye McCoy, SS (1st)
- 2001-- Dontaye McCoy, SS (2nd)

### HANSEN'S NCAA II ALL-AMERICAN

- 2003-- Tyler Paul, RB (1st)
- Andy Bandstra, OL (3rd)
- 2001-- Dontaye McCoy, SS (1st)
- Eric Martin, OL (HM)
- 2001-- Dontaye McCoy, SS (HM)
- 2000-- DeAngelo Evans, RB (2nd)
- Lester McCoy, WR (3rd)
- Dontaye McCoy, SS (HM)
- 1999-- Lester McCoy, WR (2nd)
- Max McCoy, DL (HM)
- Gerard Clemons, LB (HM)
- 1998-- Brian Shay, RB (1st)
- John Hesse, OL (3rd)
- 1997-- Brian Shay, RB (1st)

### D2FOOTBALL.COM ALL-AMERICAN

- 2004-- J.J. Richard, WR (HM)
- 2003-- Tyler Paul, RB (HM)
- 2002-- Dontaye McCoy, SS (1st)

### CoSIDA ACADEMIC ALL-AMERICAN

- 2003-- Brad Johnson, DB (1st)
- \*Tyler Paul, RB (1st)
- \*Academic All-America of the Year
- 2002-- Tyler Paul, RB (1st)
- 2001-- Pat Amon, P (2nd)

### CoSIDA/ALL-MIDWEST REGION

- 2004-- J.J. Richard, WR (1st)
- 2003-- Tyler Paul, RB (1st)
- Andy Bandstra, OL (1st)
- Justin Gray, K (1st)
- 2002-- Dontaye McCoy, SS (1st)
- Eric Martin, OL (2nd)
- 2001-- Dontaye McCoy, SS (1st)
- Pat Amon, P, (2nd)
- 2000-- Lester McCoy, WR (1st)
- Dontaye McCoy, SS (1st)
- 1999-- Lester McCoy, WR (1st)
- Max McCoy, DL (2nd)
- 1998-- Brian Shay, RB (1st)
- John Hesse, OL (1st)
- 1997-- Brian Shay, RB (1st)

### FIRST TEAM ALL-MIAA

- 2006-- Brandon Stribling, DB (1st)
- 2005-- Adam Melichar, LB (1st)
- 2004-- J. J. Richard, WR (1st)
- Adam Melichar, DE (1st)
- 2003-- Tyler Paul, RB (1st)
- Andy Bandstra, OL (1st)
- Justin Gray, K (1st)
- Brad Johnson, DB (1st)
- 2002-- Dontaye McCoy, DB (1st)
- Louis Lamb, TE (1st)
- Eric Martin, OL (1st)
- 2001-- Dontaye McCoy, DB (1st)
- Pat Amon, P (1st)
- 2000-- Lester McCoy, WR (1st)
- Dontaye McCoy, SS (1st)
- 1999-- Joe Jacobs, QB (1st)
- Lester McCoy, WR (1st)
- Max McCoy, DL (1st)
- Gerard Clemons, LB (1st)
- 1998-- Brian Shay, RB (1st)
- John Hesse, OL (1st)
- Max McCoy, DL (1st)
- Maurice Davis, DB (1st)
- 1997-- Brian Shay, RB (1st)
- Troy Maton, WR (1st)
- Jarret Vito, WR (1st)
- Anthony Brightman, OL (1st)
- Shane McBride, LB (1st)

# ESU POST SEASON HISTORY

## EMPORIA STATE POSTSEASON GAMES

### NCAA PLAYOFFS

2003 at Winona State 10, ESU 3

### MINERAL WATER BOWL

2002 ESU 34, Winona State 27 OT

1958 Lincoln 21, ESU 0

### NAIA PLAYOFFS

1987 Cameron 17, at ESU 12

1988 Adams State 14, at ESU 10

1989 at ESU 32, Harding 9

ESU 51, at Adams State 44

\*at Carson-Newman 34, ESU 20 (National Championship game)

### MISSOURI-KANSAS BOWL

1948 ESU 34, SW Missouri 20

### BOOT HILL BOWL

1972 William Penn 17, ESU 14

## ASSOCIATED PRESS ALL-AMERICANS

### FIRST TEAM

Dontaye McCoy	SS	2002
Brian Shay	RB	1998
John Hesse	OL	1998
Brian Shay	RB	1997
Brian Shay	RB	1996
Quincy Tillmon	RB	1991
Bruce Cerone	SE	1969
Bruce Cerone	SE	1968
Keith Caywood	RB	1941
Shorty Long	G	1940
James Fraley	FB	1935

### SECOND TEAM


Justin Gray	K	2004
Lester McCoy	WR	1999
Wade LeDuc	TE	1991
Chuck Sanger	E	1950
Harry Kline	E	1937

### HONORABLE MENTION

Chet Duncan	DT	1950
Bob Shepler	RB	1950
Keith Caywood	RB	1940
Cecil Dryer	T	1935
Harry Kline	E	1935



Quarterback Mike Burch led ESU in all-purpose yards as ESU advanced to the 1989 NAIA championship game.



Wide Receiver Lester McCoy was a second team AP All-American in 1999.

# ESU POST SEASON HISTORY



## CONFERENCE CHAMPIONSHIPS

**MID-AMERICA INTERCOLLEGIATE CONFERENCE**  
2003 9-3

**CENTRAL STATES INTERCOLLEGIATE CONFERENCE**  
1989 10-3-0

**GREAT PLAINS ATHLETIC CONFERENCE**  
1973 7-2-0  
1972 7-4-0

**CENTRAL INTERCOLLEGIATE CONFERENCE**  
1952 7-3-0  
1951 5-3-1  
1950 6-2-1  
1948 8-2-0  
1947 7-1-1  
1929 6-2-0  
1927 7-0-1

**KANSAS CONFERENCE**  
1926 7-0-0  
1916 6-3-1  
1915 5-2-2

## Last time

### ESU reached the Post-Season

ESU reached the NCAA Division II Playoffs in 2003. The Hornets held a 3-0 lead at the half before Winona State scored 10 unanswered points to grab a 10-3 victory. Tyler Paul rushed for 107 yards and Tad Hatfield passed for 150 yards.

## Last time

### ESU won in the post-season

In 2002 ESU knocked off Winona State 34, 27 in overtime at the Mineral Water Bowl. Tyler Paul scored on the Hornets overtime possession and ESU defense held Winona State to earn the victory in annual game held in Excelsior Springs, Mo. Tyler Paul ran for 224 yards and three touchdowns as Quarterback Tad Hatfield passed for 236 yards. Justin Gray hit two field goals including one from 28 yards away with only two seconds remaining on the clock to send the game to overtime.



ESU Runningback Brian Shay rushed his way to the Harlon Hill Trophy and NCAA Division II Player of the Year in 1998.

## HORNET NATIONAL AWARDS

**HARLON HILL AWARD**  
1998 Brian Shay, RB

**NCAA II NATIONAL PLAYER OF THE YEAR**  
1998 Brian Shay, RB

**NAIA NATIONAL COACH OF THE YEAR**  
1989 Larry Kramer



Hornet Kicker Justin Gray kicked a 28-yard field goal with two seconds remaining on the clock to send the 2002 Mineral Water Bowl to overtime. ESU went on to win the ball game in overtime by a score of 34-27.



# WELCH STADIUM

In 2007 Emporia State University will celebrate its 67th season in Francis G. Welch Stadium. The stadium is named in honor of ESU's long-time coach and athletic director. Welch guided the efforts of the Hornet football program from 1928-42, and then again from 1946-54. In those two spans, Welch won 115 games and is the all-time winningest coach in ESU football history. The Super Turf playing surface is named for the W.S. and E.C. Jones Trust that provided the lead gift for the artificial surface.

Opened in 1937 and dedicated in 1960, the stadium sits just north of beautiful Lake Wooster and has seated as many as 10,000 fans when bleachers were added in each end zone. Permanent lighting makes it possible to televise games and play at night.

The facility also has been used extensively by individuals outside the University community. Welch Stadium is the home field of the Emporia High School football team and has hosted the Hershey Track and Field State Championships, Special Olympics, the 1998 and 2004 Kansas Shrine Bowl. The 1995 and 1999 NCAA Division II National Track Championships were held here and Zola Witten Track will be the site of the 2006 NCAA Track Championships as well.

In 1992, the "GOING THE DISTANCE CAMPAIGN" was initiated. With its completion, track and field events once again were held at ESU. In 1995 and 1999, the NCAA Division II National Track and Field Championships were held on the new Zola Witten Track within Welch Stadium.

In 1994, as part of the campaign's second phase, the east and west side concession areas, restroom facilities, and entrances were renovated. A new scoreboard was hoisted into place at the south end of the stadium and a new landscaped fence was erected.

In 1997, the final phase was completed in time for the University's 100th season of intercollegiate football. The Hutchinson Family Pavilion is a three-tiered facility which has enclosed theatre seating on the first

floor, a president's box and four sky-boxes on the second floor, and a game-day management and media center on the third floor.

The facility was one of the first on the NCAA Division II level to offer enclosed sky-boxes and is still one of only a few across the nation.

The first game at Welch Stadium came on Armistice Day, 1937. The Hornets tied St. Benedict's College, 20-20. More than 6,000 fans saw the first game in the facility.

The Hornets gained a tie for the Central Intercollegiate Conference title by beating Pittsburg State, 7-0, on Homecoming 1951. Quarterback Bob Sherrer won the game with a 69-yard TD run.

The Hornets defeated Washburn on Homecoming 1972, 41-7. With the win, the Hornets won the Great Plains Athletic Conference and earned a berth in the Boot Hill Bowl Game.

In 1973, a record crowd of 10,000 saw the Hornets defeat Northern Colorado, 10-0, as the Hornets vaulted to a No. 3 ranking in the NAIA. ESU tied UNC for the Great Plains Athletic Conference championship in 1973.

The Hornets defeated Harding, 32-9, as ESU advanced to the NAIA semifinals in 1989. After winning on the road the following week at Adams State, ESU played for the national title against Carson-Newman.

The Hornets won their first ever Mid-America Intercollegiate Athletics Association game when they defeated Missouri Western, 23-22, before a crowd of more than 5,800 on September 21, 1991.

The Hornets defeated Washburn, 64-35, in front of a regional television audience, on October 30, 1997. Brian Shay became the school's all-time leading rusher and finished the game with an MIAA-record 469 all-purpose yards.

On September 19, 1998 the Hornets defeated Pittsburg State, 38-28, in front of 9,200 fans - the second largest crowd in Welch Stadium history.

Emporia State again defeated Pittsburg State on October 12, 2002 this time by a score of 13-3 on the way to the Hornets first postseason appearance since 1989.

The Hornets have enjoyed winning home records in eight of the last ten years. In addition, ESU has averaged over 5,000 fans per game in that time or nearly 75 percent of capacity in Welch Stadium.

The addition of Jones Field at Welch Stadium to the Hutchinson Family Pavilion ESU has maintained its position as one of the finest football facilities at the NCAA Division II level in the nation.

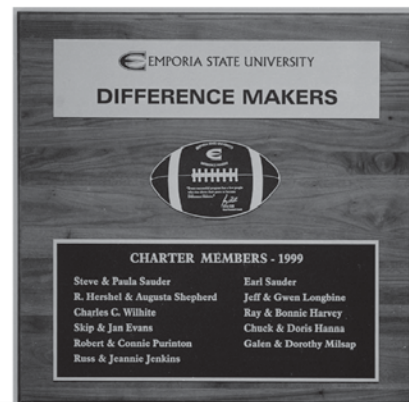
## FACILITY RECORDS

1981	0-5
1982	2-3
1983	1-4
1984	2-3
1985	4-1
1986	5-0
1987	4-2
1988	4-1
1989	5-0
1990	4-3
1991	3-2
1992	4-1
1993	2-3
1994	2-3
1995	2-4
1996	1-5
1997	4-1
1998	4-1
1999	3-3
2000	3-2
2001	3-3
2002	4-1
2003	4-2
2004	3-2
2005	1-4
2006	1-4
Total	.72-61 (.541)






# FOOTBALL FACILITIES



A new Super Turf artificial surface was installed at Welch Stadium in the summer of 2005.

A new sound system was installed in the summer of 2006, to enhance the enjoyment of the gameday experience for Hornet fans.

The Hutchinson Family Pavilion includes private suites and has served as a model for programs across the country wishing to upgrade their facilities.



A weight room, office complex, and locker room improvements were implemented during the 1999 season. These improvements were made possible by the generous support of individuals known as "Difference Makers."

**The ESU football program is committed to providing an environment for the student-athlete which hopefully maximizes the potential for success.**

# ESU LIFTING RECORDS


## ESU STRENGTH & CONDITIONING RECORDS

	HORNET STRENGTH	HORNET STRENGTH	HORNET STRENGTH	HORNET STRENGTH	HORNET STRENGTH	HORNET STRENGTH	HORNET STRENGTH	HORNET STRENGTH
	Bench	Squat	Power Clean	Pro Agility	20 yd dash	Vertical		
<b>Quarterbacks</b>	Kelton Copeland 315 lbs. 2002	Iad Hatfield 412 lbs. 2004	Eric Runge 286 lbs. 2006	Iad Hatfield 4.28 2004	Kelton Copeland 2.62 2002	Kelton Copeland 36.5" 2002		
<b>Runningbacks</b>	Brian King 375 lbs. 2004	Michael Fulton 547 lbs. 2005	Cody Young 340 lbs. 2004	Seville Ko 4.03 2002	Tyler Paul 2.55 2002	Brian King 37.0" 2003		
<b>Wide Receivers</b>	J.J. Richard 290 lbs. 2004	Matt Martin 467 lbs. 2005	Zac Teske 327 lbs. 2006	Ryan Johnson 4.05 2002	Ryan Johnson 2.55 2002	Ryan Johnson 39.5" 2002		
<b>Off. Line/ Tight Ends</b>	Matt McClain 425 lbs. 2005	Cecil Wattree 625 lbs. 2005	Andy Bandstra 379 lbs. 2003	Cody Young 4.22 2002	Cody Young 2.62 2002	Cody Young 36.0" 2004		
<b>Def. Line</b>	Matt McClain 450 lbs. 2006	Matt McClain 583 lbs. 2006	Brad Pyle 356 lbs. 2005	Adam Melichar 4.18 2004	Adam Melichar 2.75 2005	Adam Melichar 38.5" 2004		
<b>Linebackers</b>	Jovani Gonzalez 400 lbs. 2004	A.J. Brinkman 559 lbs. 2005	Casey Gamble 352 lbs. 2004	Eric Rondeau 4.23 2006	Eddie Reynolds 2.70 2002	Adam Bowen 33.5" 2004		
<b>Safeties</b>	Charles Greer 355 lbs. 2002	Derek Ambler 503 lbs. 2006	Troy Johnson 340 lbs. 2004	Troy Johnson 4.05 2005	Jake Richter 2.60 2003	Graham Neeland 34.5" 2005		
<b>Cornerbacks</b>	Travis Lee 375 lbs. 2006	John Scott 480 lbs. 2002	John Scott 293 lbs. 2003	Brandon Stribling 4.07 2003	Luke Waller 2.57 2003	Brandon Stribling 42.0" 2005		
<b>Kickers/ Punters</b>	Justin Gray 320 lbs. 2003	Justin Gray 463 lbs. 2004	Justin Gray 259 lbs. 2003	Jeff Edwards 4.28 2006	Mike Servis 2.78 2003	Mike Servis/Johnny Torres 28.0" 2002/2006		



The Hornets have set several new conditioning records over the last four years under strength and conditioning coach Danny Cavender

# ESU WEIGHT ROOM





# HORNET GAMEDAY

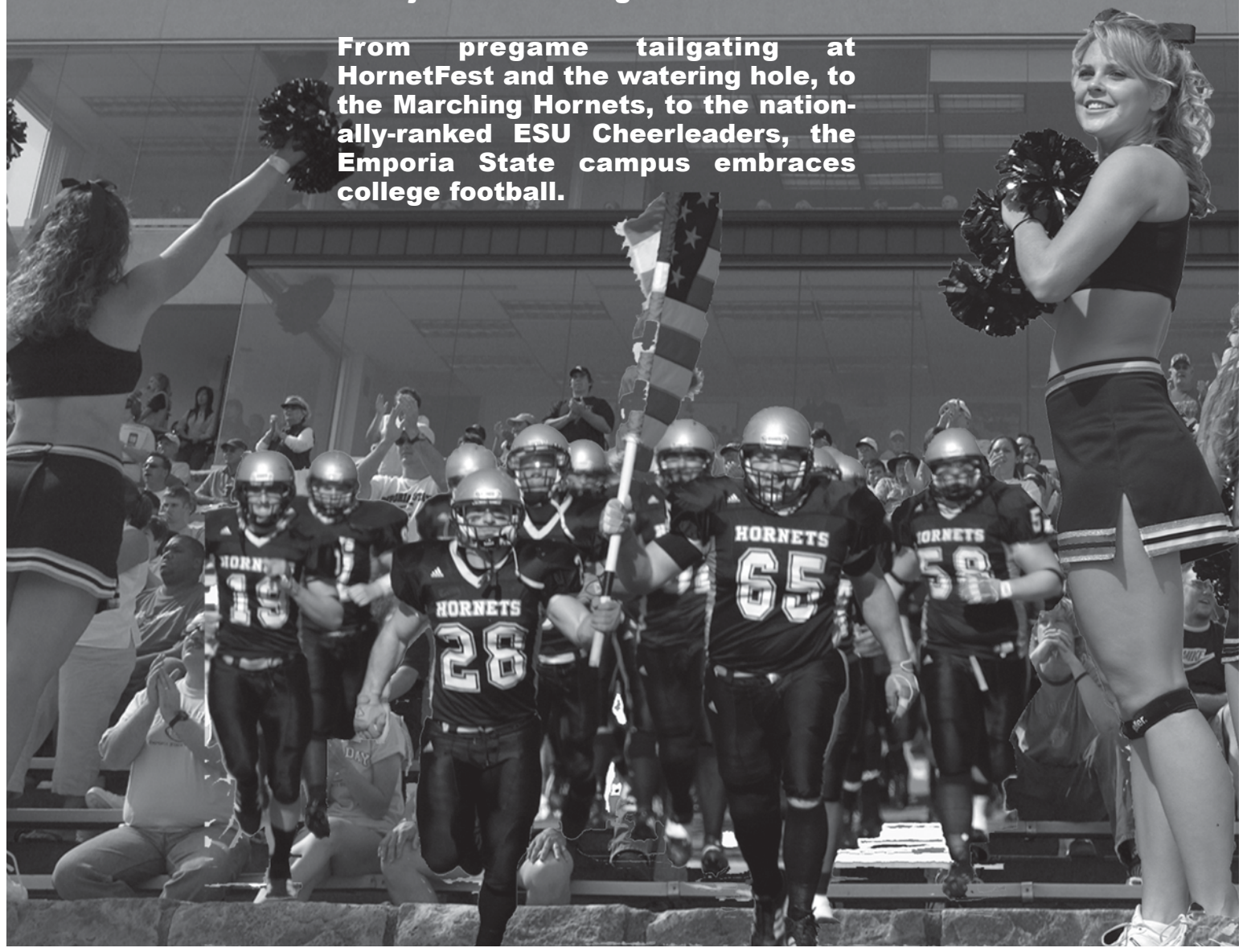
# HORNETS

## UNIVERS


### Football Gameday

A Hornet football Saturday is more than just a football game.

From pregame tailgating at HornetFest and the watering hole, to the Marching Hornets, to the nationally-ranked ESU Cheerleaders, the Emporia State campus embraces college football.



# HORNET GAMEDAY



# COACH GARIN HIGGINS



## Garin Higgins

Head Coach

**Years Coaching at ESU:** First College: Emporia State in 1991

## THE HIGGINS FILE

### Coaching Career

2006 Off. Coordinator - Northeastern State 4-6  
2005 Co-Off. Coordinator - Minn. State 2-9  
2004 Head Coach - Northwestern Okla. \*9-2  
2003 Head Coach - Northwestern Okla. #11-2  
2002 Head Coach - Northwestern Okla. \*11-1  
2001 Head Coach - Northwestern Okla. \*7-3  
2000 Head Coach - Northwestern Okla. #13-1  
1999 Offensive Coordinator - NWOSU !13-0  
1998 Offensive Coordinator - NWOSU 7-3  
1997 Offensive Coordinator - NWOSU 5-5  
1996 RB/QB Coach - NWOSU \*8-3  
1995 RB/QB Coach - NWOSU 5-5  
1994 RB/QB Coach - NWOSU 1-9  
1993 Grad. Asst. - Northeastern State 7-3  
1992 Grad. Asst. - Northeastern State 5-5

### Playing Career

1990 Quarterback - Emporia State 6-4  
1989 Quarterback - Emporia State #11-2  
1988 Quarterback - Emporia State \*8-3  
1987 Quarterback - Emporia State \*7-4

!NAIA National Champion

#NAIA National Runners-up

\*NAIA Playoffs

Former Hornet Garin Higgins was named the 21st head football coach at Emporia State on December 15, 2006. Higgins was one of 72 formal applicants for the position.

Higgins compiled a 51-9 record (.857) as the head coach at Northwestern Oklahoma State University before becoming the co-offensive coordinator at NCAA Division II member Minnesota State in 2005. Last season he was the offensive coordinator at Northeastern State University of the Lone Star Conference. NSU was 3-2 in the LSC, their first winning conference record since 2000.

While at NWOSU, the Rangers qualified for the NAIA playoffs five consecutive seasons, had three national title game appearances and he was named the Central State Football League Coach of the Year five straight years from 2000 through 2004. He also led the Rangers to five CSFL titles during that span. Higgins's offense rolled up over 42 points per game from 1999-2003 and his rushing offense led the nation in 1999 and 2000. The Rangers won 31 consecutive games from Oct. 1998 through December 2000 and were 15-3 against NCAA Division II schools under Higgins. His .857 winning percentage is the highest in NWOSU history.

Higgins has coached three players that have gone on to play in the NFL - Lynn Scott with the Dallas Cowboys, Sam Breeden with the Green Bay Packers and current Dallas Cowboy Patrick Crayton. This past season he coached Jarrett Byers to the 2006 Lone Star Conference North Wide Receiver of the Year Award

"Emporia State can and will compete for conference championships in football," said Higgins. "And the MIAA is hands down the best conference in the nation."

A native of Blackwell, Okla. where he was an all-state quarterback, Higgins earned his undergraduate degree at Emporia State in 1992. He was a four-year letterman for the Hornets and helped lead the team to a national runner-up finish in 1989. He has been involved with four teams that have played for or won national championships as a player, coordinator or head coach.

"Emporia State provided me a wonderful experience as a student-athlete and I hope to do the same for my players," said Higgins. "We are going to recruit kids that want to come to ESU and represent this university well on the field, in the classroom and in the community."

Higgins and his wife Heather, a 1995 graduate of ESU, are the parents of three children - son Halen and daughters Harlee and Gracyn.

# Q & A WITH COACH HIGGINS



## **What brought you back to Emporia State?**

First of all, anytime you get a chance to come back to your alma mater as the head football coach, it really is a dream come true and it is something I always thought about ever since I got into the profession. Second, along with being a great University and a great community, I think this is a great location to recruit kids too, to get an education and play football.

## **What do you plan to do to lay the foundation for the development of the Hornet football program - both for next year and in the long term?**

Well, you have to lay the foundation first with the players that are already here, and as coaches we talk about our culture all the time to the players. The other thing is when you begin to build something you want it to be able to grow from the ground up and that starts with recruiting high school players and developing them for four to five years so they can begin to teach players that come in the future what Emporia State Football is all about. Which we will be known as a team that is mentally tough and physical.

## **What most excites you about the upcoming season?**

To find out how much we have grown as a football team from the spring to first part of the season and into the teeth of the MIAA schedule. It is obviously a challenging start of the season with three of our first four on the road. So for a program that has been down the past couple of seasons it's a major challenge. But I am excited about how the kids have responded to our coaching staff and our culture. Their work habits have been excellent and they want to do well and they want to play well.

## **What should fans expect to see out on the field when they come to Welch Stadium?**

We definitely want to be a team that plays with a lot of enthusiasm, energy and an attitude that we will never take the field without the belief that we will win.

## **How do you want the typical Hornet football player to be perceived?**

A player that has a strong work ethic, is concerned about his teammates and is mentally and physically tough. Along with having the right type of character off the field.

## **When a player graduates from your program, what do you want them to remember from it?**

I definitely want our player to have the same type of experience that I did as a student athlete at ESU. We want to be proud not only of our football program but of this great institution. We want them leaving here with a sense of pride that their alma mater is Emporia State University. We want them to be leaders in their communities and be a positive impact in everything they want to do in life.



Head Coach Garin Higgins with wife Heather and children (l-r) daughter Harlee, daughter Gracy, and son Halen.

# 2007 COACHES PHILOSOPHY

## CULTURE OF EMPORIA STATE UNIVERSITY™ FOOTBALL

### THE POWER OF



#### Relentless **E**ffort

When the film comes on there is no change of speed.

#### **E**nthusiasm

Intense approach to this game and our culture.

#### **E**ducation

To develop the mind, knowledge, and skill.

#### High **E**nergy

A large amount of force and vigor helping us reach our full potential.

#### **E**xplosiveness

A burst of power to push us passed our mental and physical limits.

#### **E**xecution

To perform quicker, faster, and stronger to gain a mental edge over our opponent.

## The Hornet Vision

The Hornet football program will be respected as one of the very best colligate programs in in the country. We will help young men achieve thier highest potential in the classroom and on the field. The program will move fast in a positive direction by creating a culture of excellence and tradition.

We will abide by the power of the "E."

**"New Attitude, New Beginning"**



# ESU COACHES





# MEET THE COACHES



## Spence Nowinsky

**Associate Head Coach/  
Defensive Line**

**Years Coaching at ESU:** First  
**College:** Minnesota State-Mankato  
in 1996

**Coaching:** Spence Nowinsky is the defensive line coach and associate head coach for ESU. He comes to ESU from Minnesota State. He coached the defensive line in 2006 and 2004 for the Mavericks coaching the offensive line in 2005.

Nowinsky spent the 2003 season as defensive line coach for Idaho. He began his collegiate coaching career as a defensive graduate assistant at Wisconsin from 1999-2002. The Badgers won the 2000 Rose Bowl with a 17-9 victory over Stanford.


Nowinsky was an assistant coach at Wittenberg-Birnamwood ( Wis.) HS from 1997-99 and began his coaching career in 1995-97 as an assistant at Lake Crystal-Wellcome Memorial ( Minn.) HS.

**College Experience:** Nowinsky was a four year letterwinner for Minnesota State from 1991-94 as a defensive lineman.



Coach Spence Nowinsky and wife Jen.

# MEET THE COACHES



## **Ken Gordon**

**Defensive Coordinator**

**Years Coaching at ESU:** First  
**College:** Northwest Missouri State in  
1996

**Coaching:** Ken Gordon is the defensive coordinator and linebacker coach for the Hornets. He comes to ESU from Minnesota State where he was the defensive coordinator the past two seasons. The Mavericks were ranked second in the NCC in total defense during the 2005 season.

Prior to MSU, Gordon spent two years at Pierce (Calif.) College as defensive coordinator. The Brahma Bulls led the Western States Conference in total defense in his final season there.

He began his coaching career at Northwest Missouri State and was a member of the Bearcat coaching staff that won NCAA Division II National Championships in 1998 and 1999.

**College Experience:** Gordon played linebacker at NWMSU in 1995 and 1996 and was a first-team All-MIAA performer as a senior.



Coach Ken Gordon and wife Jessica with their Dog Rylie.



# MEET THE COACHES



## Travis Fox

**Offensive Line**

**Years Coaching at ESU:** First  
**College:** Northwest Oklahoma State  
in 1998

**Coaching:** Travis Fox will coach the offensive line for ESU after spending six seasons at Kilgore (Texas) JC. He was the offensive coordinator for the Rangers the last two seasons and coached the offensive line throughout his tenure. Kilgore won three of four postseason bowl games and twice earned top ten

rankings in the final NJCAA National Poll, including an undefeated, national runner-up spot in 2001. He began his coaching career at Northwest Oklahoma State as the offensive line coach in 1999 and 2000. NWOSU won the national championship in 1999 and were national runners-up in 2000.

**College Experience:** Fox played offensive guard for the Rangers for four years and earned second-team NAIA All-American honors as a senior in 1998.



Coach Travis Fox with wife Lisa.

# MEET THE COACHES



## **Gary Manuel**

**Runningbacks**

**Years Coaching at ESU:** First  
**College:** Northwest Oklahoma State  
in 2000

**Coaching:** Gary Manuel coaches the running backs and special teams at Emporia State. He was the running back/quarterback coach at Kilgore (Texas) JC during the 2005 and 2006 seasons. He was also in charge of special teams at Kilgore. He began his coaching career at his alma mater,

Northwest Oklahoma State, as running back and quarterback coach from 2001-2004. The Rangers were the NAIA national runners-up in 2003 and won 37 games during his time as an assistant.

**College Experience:** He was a four year letterwinner for Northwest Oklahoma and earned all-conference honors as a senior in 2000.



Coach Gary Manuel and wife Jennifer with son Kaden (Age 6).



# MEET THE COACHES



## **Danny Cavender**

**Tight Ends/Strength and Conditioning**

**Years Coaching at ESU:** Sixth  
**College:** Emporia State in 2002

**Coaching:** Danny Cavender is in his sixth season with the Hornets and also serves as strength and conditioning coach. He is a certified strength and Conditioning coach. Emporia State has set numerous records in the weight room under coach Cavender's guidance.

He has coached one first-team All-MIAA player at the tight end position. Cavender, a Clay Center native, started his coaching career as the offensive and defensive lineman coach at Northern Heights.

**College Experience:** He played at Butler County Community College where he earned All-Jayhawk Conference honors. A 1995 graduate of Clay Center Community High School, Cavender was an All-State selected offensive lineman both his junior and senior years.



Coach Danny Cavender and wife Abby with son Koy.

# MEET THE COACHES



## Joey Boese

**Safeties**

**Years Coaching at ESU:** First  
**College:** Wisconsin in 2000

**Coaching:** Joey Boese will be the safeties coach Emporia State in the 2007 season. He also has experience as an off-season assistant coach with Mater Dei (Calif.) HS while he played in the Canadian Football League.

**Professional Experience:** He played the last four seasons for the Calgary Stampeders in the Canadian Football League. He was a CFL West Division All-Star in 2004 after recording 92 tackles and three interceptions.

**College Experience:** He started 27 games during his collegiate playing career at the University of Wisconsin and was a member of the 1999 and 2000 Rose Bowl Championship teams.



## Jordan Malone

**Cornerbacks**

**Years Coaching at ESU:** First  
**College:** Minnesota State-Mankato in 2004

**Coaching:** Jordan Malone is the cornerbacks coach at Emporia State. He spent last year as a graduate assistant at Wayne ( Neb.) State College. The Wildcats had 17 interceptions last season. In 2005, Malone served as a game day defensive specialist at Minnesota State and also worked as a freshman defensive backs coach at Mankato ( Minn.) East High School.

**College Experience:** He was a two-time All-North Central Conference selection for Minnesota State in 2003 and 2004 while earning CollegeSportsReports.com All-American honors in 2004. He ended his career as the school's all-time leader in passes defended with 43, tied for 17th in career interceptions with eight and tied for 21st in career tackles with 216.





# MEET THE COACHES



## **Matt Martin**

**Quarterbacks**

**Years Coaching at ESU:** First  
**College:** Emporia State in 2006

**Coaching:** Matt Martin is in his second year with the Hornet coaching staff after a career as a wide receiver for ESU. He will be responsible for coaching the quarterbacks during the 2007 season.

**College Experience:** Martin played four years for the Hornets at wide receiver. He caught 76

passes for 853 yards in his career. He was an honorable mention all-state performer at Clay Center HS.



## **Taylor Schwerdtfeger**

**Recievers**

**Years Coaching at ESU:** First  
**College:** Northwest Oklahoma State in 2006

**Coaching:** Taylor Schwerdtfeger joins the Hornets to become the wide reciever coach after spending one season as a Graduate Assistant Coach with Northeastern Oklahoma State. While with the Riverhawks he coached Tight Ends and Fullbacks.

**College Experience:** Schwerdtfeger was a three-year letterman at NWOSU at wide reciever. He was a member of the 2003 national runner up team coached by Garin Higgns that also won two CSFL championships.

**Personal:** Taylor graduated from NWOSU in 2006 with a degree in Health and Sports Science, he is married to Kindsey Schwerdtfeger





# HORNET RETURNERS



**Quarterback Ben Purkepile**



**Safety Jake Richter**




**Runningback Lucas Sullivan**



**Runningback Seville Ko**



**Runningback Justin Wieser**



**D-Lineman Junis McDowell**



# 2007 ROSTER

No.	Name	Pos.	Ht.	Wt.	Yr.	Hometown	Previous School
1	Andre Sloan El	QB	6-2	190	So.-TR	Pennsauke, N.J.	Visalia College of the Sequoias
2	Travis Lee	CB	5-10	175	So.-1L	Greenville, Texas	Greenville HS
3	Junis McDowell	LB	6-2	222	Sr.-2L	Shawnee, Kan.	Butler County CC
4	Marcus Mead	LB	6-2	233	So.-TR	Alva, Okla.	Baylor
5	Katrel Larkins	WR	6-1	205	So.-SQ	Aurora, Colo.	Montbello HS
6	Sean Partridge	WR	6-0	180	Jr.-2L	Denver, Colo.	Montbello HS
7	Jarad Biggs	WR	6-0	201	Sr.-3L	Edmond, Okla.	Memorial HS
8	Aaron Stubblefield	S	6-1	181	So.-RS	Denver, Colo.	Montbello HS
9	Jake Richter	S	5-11	191	Sr.-3L	Clay Center, Kan.	Clay Center HS
10	Ben Purkeypile	QB	6-3	230	Jr.-2L	Edmond, Okla.	Memorial HS
11	Eric Runge	QB	6-2	195	So.-SQ	Wichita, Kan.	Bishop Carrol HS
12	Michael Fulton	TE	5-10	232	Jr.-1L	Parkville, Mo.	Park Hill South HS
13	Jason Wright	RB	5-9	175	Fr.-HS	Omaha, Neb.	Omaha North HS
14	Zach Rampy	QB	5-11	170	Fr.-HS	Overland Park, Kan.	Blue Valley HS
15	Tanner Wilson	TE	6-4	215	Fr.-HS	Ft. Gibson, Okla.	Fort Gibson HS
16	Tyler Mikkelson	DB	6-1	175	Fr.-HS	Stillwell, Kan.	Blue Valley HS
17	Jeff Hoag	S	5-9	155	Sr.-1L	Arkansas City, Kan.	Butler County CC
18	Matt Demicoli	LB	6-0	212	Sr.-2L	Mulvane, Kan.	Butler County CC
19	Jared Acree	CB	6-1	180	Sr.-3L	Blue Springs, Mo.	Blue Springs South HS
20	Seville Ko	RB	5-10	192	Jr.-2L	Belton, Mo.	Belton HS
21	Emmanuel Howard	CB	6-1	206	Sr.-2L	Indianapolis, Ind.	William Penn
22	Grady Fowler	K	5-9	180	Fr.-RS	Cottonwood Falls, Kan.	Chase County HS
23	Nathan Linsey	LB	6-0	216	Fr.-RS	Lebo, Kan.	Lebo HS
24	Bryant Linsey	WR	5-10	175	Fr.-HS	Lebo, Kan.	Lebo HS
26	Jonathon Harris	DB	5-10	180	So.-Tr.	Alvin, Tex.	Cisco JC
27	David Hamman	RB	5-9	180	Fr.-RS	Americus, Kan.	Northern Heights HS
28	Justin Wieser	RB	5-9	206	So.-1L	Papillion, Neb.	LaVista HS
29	Colby Rainey	RB	5-11	193	So.-1L	Emporia, Kan.	Emporia HS
30	Kurt Webster	DB	5-11	180	Fr.-HS	Shawnee, Kan.	Shawnee Mission West HS
31	Ryan Heil	LB	5-11	190	Fr.-HS	Overland Park, Kan.	Blue Valley HS
32	Lance Claibourn	DE	6-2	230	Sr.-1L	Neodesha, Kan.	Coffeyville CC
33	Lucas Sullivan	RB	6-0	230	Jr.-1L	Tipppecanoe, Ohio	Ohio University
34	Blake Ringwall	S	6-2	214	So.-SQ	Rose Hill, Kan.	Rose Hill HS
35	Adrian Abner	RB	5-7	166	Fr.-HS	DeSoto, Texas	Desoto HS
36	Chad Mies	CB	6-1	194	So.-SQ	Riley, Kan.	Jefferson County North HS
37	Jake Lynch	RB	6-1	201	Fr.-RS	Belton, Mo.	Belton HS
38	Johnny Torres	P/K	5-8	155	Jr.-2L	Wichita, Kan.	Bishop Carrol HS
39	Bartees Cox	WR	5-11	185	Fr.-HS	Mustang, Okla.	Mustang HS
40	Derek Ambler	S	5-9	189	So.-1L	Belton, Mo.	Belton HS
41	Chris Givens	DB	6-1	197	Fr.-RS	Lee's Summit, Mo.	Lee's Summit North HS
42	Taylor Barker	DL	6-4	220	Fr.-HS	Lebo, Kan.	Lebo HS
43	Jacob Pera	DB	6-3	188	Fr.-HS	Clay Center, Kan.	Clay Center HS
44	Paul Nichols	TE	6-3	245	Sr.-TR	Bronson, Kan.	Arizona
45	Zac Traphagan	LB	6-1	200	Fr.-RS	Harveyville, Kan.	Mission Valley HS
46	Ethan McBride	DB	6-3	190	Fr.-HS	Muskogee, Okla.	Mustang HS
47	Andrew Weese	LB	5-11	215	Fr.-RS	Salina, Kan.	Salina South HS
48	John Waechter	LB	5-10	220	Jr.-1L	Olpe, Kan.	Olpe HS
49	Braxton Owens	LB	6-0	245	Fr.-HS	Muskogee, Okla.	Muskogee HS

ALPHABETICAL ROSTER	
35	Adrian Abner
19	Jared Acree
96	Kaden Adams
40	Derek Ambler
74	Ryan Anstaett
42	Taylor Barker
7	Jarad Biggs
55	A.J. Brinkman
97	James Casper
80	Tyler Chilson
32	Lance Claibourn
51	Luke Costello
88	Matt Coursen
39	Bartees Cox
18	Matt Demicoli
52	David Diener
69	Dustin Ennis
58	Matt Ferris
61	Casey Finlayson
59	Roy Fisher
22	Grady Fowler
92	A.J. Franklin
12	Michael Fulton
41	Chris Givens
95	Wayne Gleason
71	Jordan Godberson
67	Blake Green
64	Tad Greer
65	Joel Griffiths
83	Tracy Hageman
27	David Hamman
26	Jonathon Harris
31	Ryan Heil
91	Greg Henderson
17	Jeff Hoag
21	Emmanuel Howard
53	James Jones
20	Seville Ko
76	Josh Koerkenmeier
89	Aaron Laffin
90	Braden Land
5	Katrel Larkins
2	Travis Lee
94	Robert Link
24	Bryant Linsey
23	Nathan Linsey
54	Mike LoPorto
37	Jake Lynch

# 2007 ROSTER



## ALPHABETICAL ROSTER

	No.	Name	Pos.	Ht.	Wt.	Yr.	Hometown	Previous School
93		Keith Maples	LB	6-2	225	Fr.-HS	Omaha, Neb.	Omaha Central HS
56		Kevin Matthews	OL	6-0	256	Jr.-1L	Emporia, Kan.	Emporia HS
86		Andre Maupin	LB	5-8	207	Fr.-RS	Salina, Kan.	Salina Central HS
84		Wesley May	LB	6-2	200	Fr.-HS	Dallas, Texas	Seagoville HS
46		Ethan McBride	LB	6-0	226	Jr.-2L	Blue Springs, Mo.	Blue Springs South HS
66		Matt McClain	LB	6-0	244	Jr.-2L	Parsons, Kan.	Parsons HS
3		Junis McDowell	DL	6-3	250	So.-TR	Omaha, Neb.	Peru State
98		Ben McKaig	DE	6-1	247	Jr.-1L	St. Louis, Mo.	Watkins HS
4		Marcus Mead	OL	6-3	281	Sr.-3L	Shawnee, Kan.	Shawnee Mission Northwest HS
72		Jake Michalski	LB	5-9	228	Fr.-RS	Conway Springs, Kan.	Conway Springs HS
36		Chad Mies	DE	6-1	244	Fr.-RS	Ft. Collins, Colo.	Rocky Mountain HS
16		Tyler Mikkelson	DL	6-4	275	Fr.-RS	Burlington, Kan.	Burlington HS
82		Dominic Mirocke	DL	6-1	235	Jr.-TR	Moran, Kan.	Marmaton Valley HS
44		Paul Nichols	OL	6-3	320	Jr.-TR	Topeka, Kan.	Butler County CC
99		Michael Nunnely	OL	6-2	290	Jr.-TR	El Dorado, Kan.	Garden City CC
63		Cody Oates	OL	6-3	282	Jr.-2L	Norton, Kan.	Norton HS
49		Braxton Owens	DL	6-2	297	Jr.-2L	Blue Springs, Mo.	Blue Springs HS
6		Sean Partridge	OL	5-11	254	Jr.-TR	Oologah, Okla.	Northeastern Oklahoma A & M
43		Jacob Pera	OL	6-0	282	Sr.-1L	Lenexa, Kan.	Hutchinson CC
10		Ben Purkeypile	DL	6-1	270	Fr.-HS	Tulsa, Okla.	Berryhill HS
29		Colby Rainey	OL	6-7	349	Fr.-RS	Holton, Kan.	Holton HS
14		Zach Rampy	OL	6-4	250	Fr.-HS	Olathe, Kan.	Olathe North HS
9		Jake Richter	OL	6-4	243	So.-SQ	Olathe, Kan.	St. Thomas Aquinas HS
34		Blake Ringwall	OL	6-3	300	So.-1L	Ft. Collins, Colo.	Rock Mountain HS
87		Matt Rosenhamer	OL	6-4	276	Jr.-1L	Republic, Mo.	Republic HS
11		Eric Runge	OL	6-3	318	Sr.-3L	Wichita, Kan.	Wichita Northwest HS
85		Aaron Semaan	OL	6-2	275	Sr.-3L	Stillwell, Kan.	Blue Valley HS
1		Andre Sloan El	DL	6-2	245	Fr.-HS	Blue Springs, Mo.	Blue Springs South HS
81		Jerrod Sparling	OL	6-2	240	Fr.-HS	Blue Springs, Mo.	Blue Springs South
8		Aaron Stubblefield	K/WR	6-1	180	Fr.-HS	Topeka, Kan.	Topeka Hayden HS
77		Corey Sudhoff	WR	6-4	221	So.-SQ	New Comerstown, Ohio	Ohio University
78		Kyle Sudhoff	TE	6-3	240	Jr.-1L	Lee's Summit, Mo.	Lee's Summit HS
33		Lucas Sullivan	WR	6-2	193	Fr.-RS	Kingman, Kan.	Kingman HS
70		Sean Thomas	WR	6-2	190	Fr.-RS	Conway Springs, Kan.	Conway Springs HS
50		Chuck Thompson	WR	5-10	189	Fr.-RS	Overland Park, Kan.	Blue Valley North HS
38		Johnny Torres	WR	5-11	170	Fr.-RS	Oklahoma City, Okla.	Northwest Claussen HS
45		Zac Traphagan	DL	6-2	210	Fr.-HS	Wichita, Kan.	Bishop Carrol HS
73		Steve Underwood	WR	5-11	165	Fr.-HS	Waverly, Kan.	Waverly HS
48		John Waechter	WR	6-2	197	Fr.-RS	Lebo, Kan.	Lebo HS
75		Cecil Wattree	DL	6-2	307	Fr.-HS	Edmond, Okla.	Edmond North HS
68		Chad Weaver	LB	5-10	210	Fr.-HS	Belton, Mo.	Belton HS
57		Angelo Webb	DT	6-2	275	Sr.-2L	Lincoln, Neb.	Lincoln HS
60		Daniel Webb	DL	6-1	295	Jr.-Tr.	Belton, Mo.	Benedictine College
30		Kurt Webster	DT	6-2	270	So.-SQ	Peculiar, Mo.	Missouri
47		Andrew Weese	P	5-9	174	Jr.-SQ	Wichita, Kan.	Butler County CC
28		Justin Wieser	DE	6-2	255	Jr.-2L	Andover, Kan.	Andover Central HS
15		Tanner Wilson	DL	6-4	205	Fr.-HS	Wichita, Kan.	Maize HS
13		Jason Wright	DT	6-4	270	So.-1L	Kiowa, Kan.	South Barber HS



# 2007 ROSTER

## HORNETS BY CLASS

### SENIORS (14)

Jeff Hoag, Lance Claibourn, Chad Weaver, Junis McDowell, Matt Demicoli, Emmanuel Howard, A.J. Franklin, Jarad Biggs, Jake Richter, Jared Acree, Matt Ferris, Cecil Wattree, Josh Koerkenmeier, Paul Nichols

### JUNIORS (24)

James Casper, Michael Fulton, Lucas Sullivan, John Waechter, Luke Costello, Angelo Webb, Ryan Anstaett, Dominic Mirocke, Sean Partridge, Ben Purkeypile, Seville Ko, Johnny Torres, Mike LoPorto, A.J. Brinkman, Joel Griffiths, Matt McClain, Kaden Adams, Wayne Gleason, Cody Oates, Tad Greer, Blake Green, Steve Harper, Keith Maples, Jonathan Harris

### SOPHOMORES (18)

Travis Lee, Justin Wieser, Colby Rainey, Derek Ambler, Steve Underwood, Eric Wheeler, Michael Nunnely, Aaron Stubblefield, Katrell Larkins, Eric Runge, Blake Ringwall, Chad Mies, Jake Michalski, Jerrod Sparling, Robert Link, Marcus Mead, Andre Sloan El, Kevin Matthews

### FRESHMAN (43)

#### Redshirts (17)

Grady Fowler, Nathan Linsey, David Hamman, Jake Lynch, Chris Givens, Zac Traphagan, Andrew Weese, David Diener, Roy Fisher, Daniel Webb, Casey Finlayson, Sean Thomas, Tracy Hageman, Wesley May, Aaron Semaan, Andre Maupin, Aaron Laffin

#### High School (26)

Jason Wright, Zach Rampy, Tanner Wilson, Tyler Mikkelson, Bryant Linsey, Kurt Webster, Ryan Heil, Adrian Abner, Bartees Cox, Taylor Barker, Jacob Pera, Ethan McBride, Braxton Owens, Chuck Thompson, James Jones, Dustin Ennis, Jordan Godbersen, Corey Sudhoff, Kyle Sudhoff, Tyler Chilson, Matt Rosenhamer, Matt Coursen, Braden Land, Ben McKaig, Greg Henderson

## HORNETS BY POSITION

### OFFENSE (46)

#### Quarterbacks (4)

Zach Rampy, Ben Purkeypile, Eric Runge, Andre Sloan El

#### Wide Receivers (13)

Tyler Chilson, Bryant Linsey, Bartees Cox, Matt Coursen, Tracy Hageman, Wesley May, Aaron Semaan, Andre Maupin, Aaron Laffin, Sean Partridge, Katrell Larkins, Jerrod Sparling, Jarad Biggs

#### H-Backs (5)

Tanner Wilson, Michael Fulton, Dominic Mirocke, Paul Nichols, Lucas Sullivan

#### Running Backs (9)

Jason Wright, Adrian Abner, David Hamman, Jake Lynch, Seville Ko, Justin Wieser, Colby Rainey

#### Offensive Linemen (16)

Jordan Godbersen, Kyle Sudhoff, Cody Oates, Tad Greer, Charlie Mahon, Sean Thomas, Luke Costello, Ryan Anstaett, Joel Griffiths, Blake Green, Steve Underwood, Jake Michalski, Chad Weaver, Matt Ferris, Cecil Wattree, Josh Koerkenmeier

### DEFENSE (51)

#### Defensive Backs (16)

Travis Lee, Chad Mies, Emmanuel Howard, Jared Acree, Tyler Mikkelson, Kurt Webster, Jacob Pera, Ethan McBride, Chris Givens, Derek Ambler, Aaron Stubblefield, Blake Ringwall, Jeff Hoag, Jake Richter, Jonathan Harris

#### Linebackers (16)

Ryan Heil, Braxton Owens, Chuck Thompson, James Jones, Marcus Mead, Nathan Linsey, Zac Traphagan, Andrew Weese, David Diener, Roy Fisher, John Waechter, Mike LoPorto, A.J. Brinkman, Junis McDowell, Matt Demicoli, Greg Henderson

#### Defensive Ends (4)

Daniel Webb, Angelo Webb, Kaden Adams, Lance Claibourn

#### Defensive Line (14)

Taylor Barker, Dustin Ennis, Corey Sudhoff, Matt Rosenhamer, Braden Land, Ben McKaig, James Casper, Casey Finlayson, Matt McClain, Kevin Matthews, Michael Nunnely, Robert Link, A.J. Franklin, Keith Maples

### SPECIAL TEAMS (3)

#### Punter/Kicker (3)

Grady Fowler, Wayne Gleason, Johnny Torres

## HORNETS BY HOME STATE

### Kansas (50)

Chad Mies, Tyler Mikkelson, Kurt Webster, Jacob Pera, Kaden Adams, Lance Claibourn, Taylor Barker, Matt Rosenhamer, Ben McKaig, James Casper, Casey Finlayson, Michael Nunnely, Grady Fowler, Tyler Chilson, Ryan Heil, Nathan Linsey, Zac Traphagan, Andrew Weese, David Diener, Roy Fisher, John Waechter, A.J. Brinkman, Junis McDowell, Matt Demicoli, Jordan Godbersen, Cody Oates, Tad Greer, Sean Thomas, Luke Costello, Joel Griffiths, Jake Michalski, Chad Weaver, Matt Ferris, Cecil Wattree, Josh Koerkenmeier, Wayne Gleason, Johnny Torres, Zach Rampy, Eric Runge, David Hamman, Colby Rainey, Blake Ringwall, Jeff Hoag, Jake Richter, Paul Nichols, Bryant Linsey, Matt Coursen, Tracy Hageman, Wesley May, Aaron Semaan, Aaron Laffin

### Missouri (16)

Jared Acree, Chris Givens, Angelo Webb, Corey Sudhoff, Matt McClain, Robert Link, Mike LoPorto, Kyle Sudhoff, Ryan Anstaett, Jake Lynch, Seville Ko, Derek Ambler, Michael Fulton, Dominic Mirocke, Keith Maples, Greg Henderson

### Oklahoma (12)

Quentin McAlester, Ethan McBride, Dustin Ennis, Braden Land, Braxton Owens, Marcus Mead, Blake Green, Ben Purkeypile, Tanner Wilson, Bartees Cox, Andre Maupin, Jarad Biggs

### Nebraska (5)

Kevin Matthews, A.J. Franklin, Chuck Thompson, Jason Wright, Justin Wieser

### Colorado (5)

Daniel Webb, Steve Underwood, Aaron Stubblefield, Sean Partridge, Katrell Larkins

### Texas (4)

James Jones, Adrian Abner, John Mahon, Steve Harper

### Ohio (2)

Jared Sparling, Lucas Sullivan.

### Indiana (1)

Emmanuel Howard.

### New Jersey (1)

Andre Sloan El

## COACHING STAFF

### Head Coach

Garin Higgins (Emporia '92)

### Associate Head/D-Line

Spence Nowinsky (Minnesota-Mankato '96)

### Defensive Coordinator (Linebackers)

Ken Gordon (NWMSU '96)

### Quarterbacks

Matt Martin (Emporia St. '06)

### Tight Ends/Strength

Danny Cavender (Emporia '02)

### Safeties

Joey Boese (Wisconsin '03)

### Runningbacks

Gary Manuel (Northwest Okla. St. '00)

### Offensive Line

Travis Fox (Northwest Okla. State '98)

### Cornerbacks

Jordan Malone (Minnesota-Mankato '04)

### Recievers

Taylor Schwerdtfeger (Northwest Okla. St. '06)

## PRONUNCIATION GUIDE

Jared **Acree** -

A-Cree

Kaden **Adams** -

Kay-done

Lance **Claibourn** -

Clay-born

David **Diener** -

Dee-ner

Ryan **Heil** -

Hi-el

Jeff **Hoag** -

Hoyg

Chad **Mies** -

Meece

Dominic **Mirocke** -

Mer-ock

Junis **McDowell** -

JU-ness

Eric **Runge** -

RunJ

Zac **Traphagan** -

Trap-hay-gun

Seville **Ko** -

Sa-ville

John **Waechter** -

Weckter

Justin **Wieser** -

Weeser

### Coaches

Spence **Nowinsky** -

No-Win-Ski

Taylor **Schwerdtfeger** -

Shhw-airrt-feygr

# RETURNERS CAREER HIGHS



## INDIVIDUAL SINGLE GAME CAREER HIGHS OF RETURNING PLAYERS

### Rushes (min. 2)

Seville Ko	30	Truman '06
Jake Richter	20	Washburn '04
Justin Wieser	11	Northwest Mo. '06
Colby Rainey	4	Panhandle St. '06
Sean Partridge	3	Ft. Hays State '05
Jarad Biggs	2	Mo. Southern '06

### Yards Rushing

Seville Ko	141	Panhandle St. '06
Jake Richter	99	Washburn '04
Justin Wieser	52	Panhandle St. '06
Colby Rainey	47	Panhandle St. '06
Sean Partridge	21	Ft. Hays State '05
Jarad Biggs	11	Mo. Southern '06

### Rushing Touchdowns

Seville Ko	2	3x last OPSU '06
Jake Richter	2	Truman '04
Justin Wieser	1	2x last NWMSU '06
Colby Rainey	1	Panhandle St. '06

### Long Rush

Seville Ko	74	Ft. Hays State '05
Jake Richter	39	Jacksonville St. '04
Colby Rainey	33	Panhandle St. '06
Justin Wieser	32	Southwest Baptist '06
Sean Partridge	15	Ft. Hays State '05
Jarad Biggs	8	Mo. Southern '06

### Pass Attempts

Ben Purkeypile	45	Central Mo. '06
Sean Partridge	1	Winona St. '06

### Pass Completions

Ben Purkeypile	25	Central Mo. '06
Sean Partridge	1	Winona St. '06

### Yards Passing

Ben Purkeypile	311	Ft. Hays State '05
Sean Partridge	23	Winona St. '06

### Long Pass

Ben Purkeypile	58	Pittsburg State '05
Sean Partridge	23	Winona St. '06

### Touchdown Passes

Ben Purkeypile	3	Panhandle St. '06
----------------	---	-------------------



Lucas Sullivan had four receptions to tie an ESU game high among returning starters.

### Receptions

Lucas Sullivan	4	Winona St. '06
Jarad Biggs	4	Mo.-Rolla '04
Seville Ko	4	Central Mo. '06
Sean Partridge	3	5x last MSSU '06
Justin Wieser	2	Central Mo. '06
Jake Richter	2	Northwest Mo. '04
Lance Claibourn	2	Mo. Southern '06

### Yards Receiving

Seville Ko	62	Mo. Southern '06
Sean Partridge	59	Central Mo. '06
Jarad Biggs	52	Mo. Western '04
Lance Claibourn	49	Panhandle St. '06
Lucas Sullivan	29	Winona St. '06
Justin Wieser	26	Northwest Mo. '06
Jake Richter	15	Northwest Mo. '04

### Touchdown Receptions

Sean Partridge	2	Central Mo. '06
Lucas Sullivan	1	4x last Washburn '06
Jarad Biggs	1	Pittsburg State '05
Lance Claibourn	1	Panhandle St. '06

### Long Reception

Lance Claibourn	49	Panhandle St. '06
Jared Biggs	43	Mo. Western '04
Seville Ko	40	Southwest Baptist '06
Sean Partridge	30	Truman '05
Justin Wieser	26	Northwest Mo. '06
Lucas Sullivan	18	Panhandle St. '06
Jake Richter	9	Northwest Mo. '04

### Tackles

Jake Richter	20	Pittsburg St. '06
Matt Demicoli	10	2x last MWSU '06
Jeff Hoag	10	Southwest Baptist '06
Emmanuel Howard	8	Ft. Hays State '05
AJ Franklin	7	2x last Pitt. St. '06
Mike LoPorto	7	Panhandle St. '06
AJ Brinkman	6	Ft. Hays State '05
Junis McDowell	6	2x last OPSU '06
Matt McClain	6	Central Mo. '06
Jared Acree	5	Pittsburg State '05
Matt Ferris	4	Southwest Baptist '04
Angelo Webb	4	Truman '06
Katrel Larkins	4	2x last Washburn '06
Joel Griffiths	3	Jacksonville St. '04
Aaron Stubblefield	3	Ft. Hays State '05
Kaden Adams	3	2x last MSSU '06
Michael Fulton	2	Pitt. St. '06
Sean Partridge	2	Mo. Western '06
Derek Ambler	1	Ft. Hays State '06

### Sacks

AJ Franklin	1.5	Southwest Baptist '06
Kaden Adams	1.0	Pittsburg State '05
AJ Brinkman	1.0	Mo. Southern '05
Matt Demicoli	1.0	2x last WSU '06
Junis McDowell	1.0	3x last SBU '06
Matt McClain	1.0	Panhandle St. '06

### Interceptions

Jake Richter	2	Washburn '06
Emmanuel Howard	1	4x last PHSU '06
Matt Demicoli	1	Pitt. St. '06
Jeff Hoag	1	Southwest Baptist '06
Derek Ambler	1	Ft. Hays State '06

### Long Interception

Jake Richter	18	Pittsburg St. '06
Emmanuel Howard	9	Truman '05

# 2007 PREVIEW

A 51-9 career record.

Five trips to the postseason in five years as a head coach.

A national runner-up showing as a head coach and as a player.

Former Hornet quarterback Garin Higgins knows a little bit about success.

He also knows what it takes to build a program. During his four years as a player at Emporia State, the Hornets went 32-13 with three trips to the postseason after going 15-21 the previous four years.

In his professional coaching job, coaching running backs and quarterbacks at Northwestern Oklahoma State, the Rangers were 1-9 in his first year. Three years later NWSU was in the playoffs and in 1999 went undefeated on the way to a national championship with Higgins as the offensive coordinator. He took over the program the following year and took the Rangers back to the national championship game in 2000 and 2003.

His newest challenge is to return his alma mater to the top of the MIAA, one of if not the toughest football conference in the nation.

ESU will head into the 2007 season with 16 starters from a team that may have been four plays away from going 7-4. The Hornets led at some point in six of their eight losses and lost four games by three points or less last season.



# 10 Ben Purkepile has led ESU to two fourth quarter comeback wins in his career.

## OFFENSE

Higgins coached teams led the nation in rushing in 1999 and 2000 so look for the Hornets to try to establish the run first. They will try to do this out of multiple formations while being able to change up the tempo with a solid passing game.

## Quarterback

Junior Ben Purkepile (Edmond, Okla.) started ten of eleven games last year, with the only non-start on Senior Day. He ranked sixth in the MIAA in passing efficiency and was third in the league in touchdown passes. He went six of 12 for 59 yards and a touchdown in the Spring Game. He will be pushed by sophomore dual threat Andre Sloan El (Pennsauke, N.J.) a transfer from Visalia (Calif.) College of the Sequoias. He threw for 1,768 yards and 12 touchdowns in nine games last year after spending his freshman year at University of Minnesota. Sloan El was six of ten for 68 yards and a touchdown in the Spring Game. He also had six carries for 21 yards in the Black Team's 21-17 win over the Gold Team. Sophomore Eric Runge (Wichita, Kan.) saw action in one game as a red-shirt freshman last season and was six of 15 for 54 yards in the Spring Game. True freshman Zach Rampy was a two-time first-team All-State quarterback at Blue Valley HS. He was the winner of the Simone Award as most outstanding player in Kansas City last season after going 24-2 as a starter his junior and senior years.

## Runningback

Junior Seville Ko (Belton, Mo.) returns for his third year after starting 17 of his 20 games at ESU. He ranked fifth in the MIAA in rushing last season and is the second behind NWSU's Xavier Omon among returning running backs. His 1,357 rushing yards are the third highest total by a Hornet after two years. Sophomore Justin Wieser (Papillion, Neb.) averaged 4.3 yards per carry as a red-shirt freshman last season. Sophomore Colby Rainey (Emporia, Kan.) had a solid spring after seeing action in three games a year ago. Freshman Adrian Abner (DeSoto, Texas) leads a talented group of newcomers after gaining 1,143 yards for DeSoto HS. Jason Wright, David Hamman, and Jake Lynch round out the running back corps.

## H-Back

Junior Lucas Sullivan (Tippecanoe, Ohio) was an honorable mention All-MIAA selection last season. Senior Paul Nichols (Bronson, Kan.) was an All-American tight end at Coffeyville CC and will be seeing his first action for the Hornets after transferring from Arizona last year. Junior Michael Fulton (Parkville, Mo.) and Junior Dominic Mirroche (Lee's Summit, Mo.) are in their fourth year at ESU. True freshman Tanner Wilson, (Ft. Gibson, Okla.) is the only newcomer to the h-back position this season.

## Wide Receiver

Junior Sean Partridge (Denver, Colo.) is

the leading returning receiver for the Hornets. He had a season high three catches for 59 yards and two touchdowns against Central Missouri last season. Senior Jarad Biggs (Edmond, Okla.) is a solid possession receiver that is in his fifth year at ESU. Sophomore Katrell Larkins (Aurora, Colo.) brings size and athleticism to the position after playing on the defensive side of the ball last year. Three players are making the move from quarterback to receiver this season. Sophomore Jerrod Sparling (New Comerstown, Ohio), and red-shirt freshmen Tracy Hageman (Kingman, Kan.) and Aaron Semaan (Overland Park, Kan.) all move outside this year. Freshmen Wesley May (Conway Springs, Kan.), Andre Maupin (Oklahoma City, Okla.) and Aaron Lafflin (Lebo, Kan.) are the other returning Hornets at the receiver position. True freshman and 2007 Kansas Shrine Bowl participant Matt Coursen (Waverly, Kan.) is among the group of newcomers. Freshmen Barteels Cox (Mustang, Okla.) Bryant Linsey (Lebo, Kan.), and Tyler Chilson (Topeka, Kan.) round out the receivers.



# 65 Joel Griffiths was an All-MIAA selection on the offensive line.

## Offensive Line

Emporia State returns five players with significant starting experience on the offensive line led by junior Joel Griffiths (Norton, Kan.), a second-team All-MIAA selection as a sophomore. Senior Josh Koerkenmeier (Stilwell, Kan.) earned honorable mention All-MIAA honors as a sophomore in 2005 and has started 31 straight games for ESU. Senior Cecil Wintree (Wichita, Kan.) is in

# 2007 PREVIEW



his fifth year at ESU and has 14 starts to his credit. Senior Matt Ferris (Shawnee, Kan.) has 16 starts on the offensive line after playing his freshman year on defense. Junior Luke Costello (Emporia, Kan.) split time at the starting center position last season. Junior Blake Green (Oologah, Okla.) earned All-American honors at Northeastern Oklahoma A&M last year. Senior Chad Weaver (Lenexa, Kan.), junior Ryan Anstaett (Republic, Mo.) and sophomore Steve Underwood (Ft. Collins, Colo.) have each earned a letter on the offensive line, with Underwood getting his first career start against Central Missouri. Sophomore Jake Michalski (Olathe, Kan.) and freshman Sean Thomas (Holton, Kan.) are returners for ESU as well. In addition to Green, ESU will welcome four new players to the offensive line this year. Juniors Tad Greer (El Dorado, Kan.) comes from the junior college ranks while true freshmen Jordan Godberson (Olathe, Kan.) and Kyle Sudhoff (Blue Springs, Mo.) come from the high school ranks.



# 92 A.J. Franklin led the Hornets in tackles for a loss and sacks in 2006.

## DEFENSE

Defensive coordinator Ken Gordon was a former All-MIAA player at Northwest Missouri and a coach during the Bearcats back to back national championships in the 1990's. The Hornets hope to have an aggressive, attacking defense and have moved to the 4-3 in hopes of accomplishing that goal.

## Defensive Line

The Hornets return four players with significant playing time on the defensive line. Senior A.J. Franklin (Lincoln, Neb.) was an honorable mention All-MIAA performer last season after recording a team high 10.5 tackles for loss. Junior Matt McClain (Blue Springs, Mo.) had a sack and a forced fumble from his interior line position last year. Juniors Angelo Webb (St. Louis, Mo.) and Kaden Adams (Andover, Kan.) each saw significant time at defensive end last season. Senior Lance Claibourn (Neodesha, Kan.) has moved from h-back to defensive end and should bring added speed to the position. Sophomore Michael Nunnely (Kiowa, Kan.) saw action in seven games a year ago for ESU. True freshman Braden Land (Edmond, Okla.) brings good size to the line at 6-2 and 307 pounds. Returning sophomore Robert Link (Peculiar, Mo.) and freshmen Daniel Webb (Ft. Collins, Colo.) and Casey Finlayson (Burlington, Kan.) will be joined by incoming juniors James Casper (Moran, Kan.) and Keith Maples (Belton, Mo.) and freshmen Taylor Barker (Lebo, Kan.), Dustin Ennis (Tulsa, Okla.), Corey Sudhoff (Blue Springs, Mo.), Matt Rosenhamer (Wichita, Kan.) and Ben McCaig (Wichita, Kan.) to augment the line.

## Linebackers

Four linebackers that had at least ten tackles last season return for the Hornets. Senior Matt Demicoli (Mulvane, Kan.) has been ESU's second leading tackler the last two years. Senior Junis McDowell (Shawnee, Kan.) is slated to be a full time linebacker this year after earning All-MIAA honorable mention honors at defensive end. Junior Mike LoPorto (Blue Springs, Mo.) played in all 11 games as a sophomore. Junior A.J. Brinkman (Parsons, Kan.) missed four games in the middle of last season and still ended with 13 tackles, including ten unassisted. Junior John Waechter (Olpe, Kan.) was a mainstay on special teams last season for the Hornets. Sophomore Marcus Mead (Alva, Okla.) transfers to ESU from Baylor University. Freshmen Nathan Linsey (Lebo, Kan.), Zac Traphagan (Harveyville, Kan.), Andrew Weese (Salina, Kan.), David Diener (Salina, Kan.) and Roy Fisher (Conway Springs, Kan.) all redshirted last season for ESU. The newcomers at linebacker for the Hornets are freshmen Ryan Heil (Overland Park, Kan.), Braxton Owens (Muskogee, Okla.), Chuck Thompson (Omaha, Neb.), and James Jones (Dallas, Texas).

## Defensive Backs

All-MIAA selections seniors Jake Richter (Clay Center, Kan.) and Emmanuel Howard (Indianapolis, Ind.) lead a large contingent of returners in the defensive backfield for

the Hornets. Richter led ESU in tackles and interceptions from his safety position last season on his way to honorable mention All-MIAA honors. A cornerback, Howard led the Hornets in interceptions two years ago as he earned second-team All-MIAA accolades as a sophomore. Senior Jeff Hoag (Arkansas City, Kan.) had a career high ten tackles with an interception against SBU last season. Senior Jared Acree (Blue Springs, Mo.) saw starting time as a freshman and has played in 29 games for the Hornets. Sophomore Travis Lee (Greenville, Texas) played in all 11 games last season and is also a member of the ESU track team. Sophomores Blake Ringwall (Rose Hill, Kan.), Derek Ambler (Belton, Mo.) and Chad Mies (Riley, Kan.) along with freshman Chris Givens (Lee's Summit, Mo.) return to the defensive backfield for 2007. Sophomore Aaron Stubblefield (Denver, Colo.) will return after sitting out last season with a knee injury. The newcomers for ESU will be freshman Tyler Mikelson (Stilwell, Kan.), Kurt Webster (Shawnee, Kan.), Jacob Pera (Clay Center, Kan.), and Ethan McBride (Muskogee, Okla.).




# 9 Jake Richter led the Hornets in both tackles and interceptions during the 2006 season.

## SPECIAL TEAMS

Junior Johnny Torres (Wichita, Kan.) will be back for his third season with Hornets and has added 15 pounds to his frame since last season. He was third in the MIAA in net punting a year ago at 36.2 yards per punt. The place kicking duties will fall to redshirt freshman Grady Fowler (Cottonwood Falls, Kan.) after nearly six years of all-league caliber play from Justin Gray and Jeff Edwards. While Jake Richter averaged 35.0 yards per punt and/or kick return last year, look for some of the newcomers to contribute in the return game.



# 2007 ROSTER



## #1 Andre Sloan EI

**Height:** 6-2  
**Weight:** 190  
**Year:** So.-Tr.  
**Position:** QB  
**Major:** Communication  
**Born:** Jan. 30, 1986  
**Hometown:** Pennasauke, N.J.  
**Previous:** Visalia College of the Sequoias  
**Parents:** Andre and Miriam Sloan EI

**At ESU:** Sloan EI will begin his first year with the Hornets.  
**Visalia College of the Sequoias:** As the quarterback for the Giants he passed for 1768 yards and 12 touchdowns while his team finished with a 7-3 record.  
**At Minnesota:** Redshirted for the Gophers.  
**High School:** A 2004 graduate of Roman Catholic High School (Penn.)...named to the Super Prep Northeast Team...selected as a PrepStar All-Atlantic Region choice...first-team all-state and all-conference selection...second-team all-city performer...completed 111-of-211 passes for 1,498 yards, while also rushing for 300 yards his senior season..threw for 3,768 yards on 277-of-593 passing with 36 touchdowns along with 17 rushing scores for his career...lettered four times and was a two-time all-conference selection.



## #2 Travis Lee

**Height:** 5-10  
**Weight:** 185  
**Year:** So.-1L  
**Position:** CB  
**Major:** Sociology  
**Born:** Feb. 22, 1986  
**Hometown:** Greenville, Tex.  
**Previous:** Greenville HS  
**Parents:** Barbara Lee

**At ESU:** Begins his third year with the Hornets.  
**2006:** Played in 11 games last season finished with four total tackles.  
**2005:** Redshirt  
**High School:** A graduate of Greenville HS...member of nationally ranked 400m and 800m relay team for his high school.

Lee's Career Statistics							
Year	G	UA	A	Total	TFL	Yds	Int
2006	11	2	2	4	0	0	0
<b>Total</b>	<b>11</b>	<b>2</b>	<b>2</b>	<b>4</b>	<b>0</b>	<b>0</b>	<b>0</b>



## #3 Junis McDowell

**Height:** 6-2  
**Weight:** 230  
**Year:** Sr.-2L  
**Position:** DE  
**Major:** Sociology  
**Born:** June 27, 1980  
**Hometown:** Kansas City, Kan.  
**HS/Previous:** SM West HS/Butler County CC  
**Parents:** Debra Durham

**At ESU:** Begins his fourth year with the Hornets.  
**2006:** Played nine games racking up 29 tackles including six for a loss...was named honorable mention All-MIAA.  
**2005:** Played in six games for the Hornets...had 21 tackles on the season...career high six stops at Pittsburg State.  
**2004:** Redshirt  
**At Butler County CC:** Named All-American for the Grizzlies.  
**High School:** A 1998 graduate of Shawnee Mission West HS...All-MetroSports team as defensive back.



*Junis McDowell was honorable mention All-MIAA in 2006 after racking up 29 tackles including six for a loss.*

McDowell's Career Statistics							
Year	G	UA	A	Total	TFL	Yds	Int
2005	6	9	12	21	5.0	10	0
2006	9	15	14	29	6.0	15	0
<b>Total</b>	<b>15</b>	<b>24</b>	<b>26</b>	<b>50</b>	<b>11.0</b>	<b>25</b>	<b>0</b>



# 2007 ROSTER



## #5 Katrell Larkins

**Height:** 6-1      **Position:** WR  
**Weight:** 205      **Major:** Business  
**Year:** So.-SQ      **Born:** March 5, 1987  
**Hometown:** Aurora, Colo.  
**HS/Previous:** Montebello HS  
**Parents:** Laura and Kevin Larkins

**At ESU:** Starts his third year with the Hornets, will move over to the offensive side of the ball and play wide receiver.

**2006:** Recorded 16 total tackles in 11 games in the defensive backfield.

**2005:** Redshirted

**High School:** First-team All-City by both the Denver Post and Rocky Mountain News...coached by Oliver Lucas.



## #6 Sean Partridge

**Height:** 6-1      **Position:** WR  
**Weight:** 185      **Major:** Communications  
**Year:** Jr.-2L      **Born:** March 20, 1987  
**Hometown:** Denver, Colo.  
**HS/Previous:** Montebello HS  
**Parents:** Rickey and Sandra Partridge

**At ESU:** In his third season at Emporia State.

**2006:** Played in all 11 games for the Hornets...had 24 receptions for 302 yards... caught three balls, two of which were for touchdowns against Central Missouri as well as having a season long 29-yard reception.

**2005:** Played in eight games...had four catches for 58 yards on the season...had a 30 yard reception against Ft. Hays State.

**High School:** First-team all-conference...second-team all-city by Denver Post...one star national rating by scout.com... coached by Oliver Lucas.

Year	G	Lee's Career Statistics				TFL	Yds	Int
		UA	A	Total				
2006 (at DB)	11	10	6	16	0	0	0	
<b>Total</b>	<b>11</b>	<b>10</b>	<b>6</b>	<b>16</b>	<b>0</b>	<b>0</b>	<b>0</b>	

RECEIVING	G	Rec	Yds	TD	Lg
2006	11	24	302	4	29
<b>Total</b>	<b>19</b>	<b>28</b>	<b>360</b>	<b>4</b>	<b>30</b>



## #7 Jarad Biggs

**Height:** 6-0      **Position:** WR  
**Weight:** 185      **Major:** Business  
**Year:** Sr.-3L      **Born:** Feb. 6, 1985  
**Hometown:** Edmond, Okla.  
**HS/Previous:** Memorial HS  
**Parents:** Kim and Kimberly Biggs

**At ESU:** Starts his fifth year with the Hornets.

**2006:** Played in all 11 games for ESU... had 12 receptions for 153 yards...had two catches, including a season high 46 yarder to go along with one touchdown against Missouri Southern.

**2005:** Played in nine games with one start...had eight receptions for 100 yards and a touchdown.

**2004:** Played in all 11 games with six starts...caught 22 passes for 249 yards...one of only two Hornets to catch a pass in every game.

**2003:** Red-shirt.

**High School:** A 2003 graduate of Edmond Memorial HS... All-Conference and All-District...All-City by *Daily Oklahoman*... All-State Honorable Mention by *Daily Oklahoman* and *Tulsa World*.

RECEIVING	G	Biggs' Career Statistics				Lg
		Rec	Yds	TD		
2004	11	22	249	0	43	
2005	9	8	100	1	31	
2006	11	12	153	1	46	
<b>Total</b>	<b>31</b>	<b>42</b>	<b>452</b>	<b>2</b>	<b>46</b>	



Jarad Biggs has caught 42 career passes for the Hornets for 452 yards and two touchdowns.

# 2007 ROSTER



## #8 Aaron Stubblefield

**Height:** 6-2      **Position:** S  
**Weight:** 190      **Major:** Public Relation  
**Year:** So.-RS      **Born:** Jan. 12, 1987  
**Hometown:** Denver, Colo.  
**HS/Previous:** Montbello HS  
**Parents:** Crystal Warren & Greg Griffen

**At ESU:** In his third season at ESU.  
**2006:** Redshirted  
**2005:** Played in seven games...had career high three tackles at Ft. Hays State.  
**High School:** All-conference performer...all-Denver performer as a junior and senior...USATF All-American on 1600m relay...one star national rating by scout.com...coached by Oliver Lucas.



## #9 Jake Richter

**Height:** 5-11      **Position:** S  
**Weight:** 190      **Major:** Physical Ed.  
**Year:** Sr.-3L      **Born:** Dec. 29, 1984  
**Hometown:** Clay Center, Kan.  
**HS/Previous:** Clay Center HS  
**Parents:** Scot and Dawn Richter

**At ESU:** Starts his fifth year with the Hornets.  
**2006:** Played in all 11 games for the Hornets... lead the team in tackles with 83 on the season...was honorable mention All-MIAA.  
**2005:** Played in eight games with four starts at safety after moving from runningback...was fourth on the team in total tackles with 54 and led the team with 6.8 tackles per game...had career high 10 tackles against both Truman and Missouri Western.  
**2004:** Started eight games at running back, gaining 502 yards on 111 carries...had 20 carries for 99 yards against Washburn.  
**2003:** Red-shirt.  
**High School:** A 2003 graduate of Clay Center HS...lettered in football and track...two-time All-North Central Kansas League performer...honorable mention All-State performer.

Stubblefield's Career Statistics							
Year	G	UA	A	Total	TFL	Yds	Int
2005	7	5	4	9	0	0	0
<b>Total</b>	7	5	4	9	0	0	0

Richter's Career Statistics							
Year	G	UA	A	Total	TFL	Yds	Int
2005	8	33	21	54	3.0	11	0
2006	11	49	34	83	2.5	2	3
<b>Total</b>	19	82	55	137	5.5	13	3



Jake Richter led the team and was fourth in the MIAA in tackles with 83 in 2006.



## #10 Ben Purkeypile

**Height:** 6-3      **Position:** QB  
**Weight:** 210      **Major:** Business  
**Year:** Jr.-2L      **Born:** March 25, 1985  
**Hometown:** Edmond, Okla.  
**HS/Previous:** Memorial HS  
**Parents:** Tim and Ann Purkeypile

**At ESU:** Is in his fourth year with the Hornets.  
**2006:** Played in all 11 games for the Hornets passing for 1525 yards and 17 touchdowns... passed for 311 yards and two touchdowns against Central Missouri.  
**2005:** Played in eight games...led ESU to comeback win at Missouri Southern in the fourth quarter...had a 58 yard completion at Pittsburg State...was five for five for 68 yards in his debut at Ft. Hays State.  
**2004:** Did not play.  
**2003:** Redshirt  
**High School:** A 2003 graduate of Edmond Memorial HS... All-State Class 6A...All State Honorable Mention by *Daily Oklahoman* and *Tulsa World*...All-Conference, All-District, and All-Edmond Teams.

Purkeypile's Career Statistics							
Year	G	Att	Cmp	Int	Yds	TD	Lg
2005	8	30	13	5	240	1	58
2006	11	234	122	8	1525	17	45
<b>Total</b>	19	264	135	13	1765	18	58

# 2007 ROSTER



## #14 Eric Runge

**Height:** 6-1      **Position:** QB  
**Weight:** 193      **Major:** Economics  
**Year:** So.-SQ      **Born:** Dec. 16, 1986  
**Hometown:** Wichita, Kan.  
**HS/Previous:** Bishop Carroll HS  
**Parents:** Mark and Linda Runge

**At ESU:** In his third year with the Hornets.  
**2006:** Played on the offensive scout team.  
**2005:** Redshirted.  
**High School:** First-team all-conference...honorable mention all-state...first-team all-city...coached by Alan Schuckman.



## #12 Michael Fulton

**Height:** 5-10      **Position:** TE  
**Weight:** 232      **Major:** Business  
**Year:** Jr.-1L      **Born:** March 17, 1986  
**Hometown:** Parkville, Mo.  
**Previous:** Park Hill South HS  
**Parents:** Jim and Chris Fulton

**At ESU:** In his fourth year with the Hornets.  
**2006:** Member of the scout team defense.  
**2005:** Member of the scout team defense.  
**2004:** Redshirt  
**High School:** A 2004 graduate of Park Hill South HS...first team All-State linebacker by the AP...first team All-Conference linebacker...second team All-Conference running back... coached by Ron Litchfield



Ben Purkeypyle threw for 1525 yards last season including 17 touchdown passes.



## #17 Jeff Hoag

**Height:** 5-9      **Position:** S  
**Weight:** 155      **Major:** Accounting  
**Year:** Sr.-1L      **Born:** May 30, 1985  
**Hometown:** Arkansas City, Kan.  
**HS/Previous:** Arkansas City HS/Butler County  
**Parents:** Rod and Tammy Hoag

**At ESU:** In his second year with the Hornets.  
**2006:** Played in all 11 games for the Hornets... had 43 tackles 26 of which were unassisted... had 10 tackles and an interception against Southwest Baptist.  
**Butler County CC:** Played two years for the Grizzlies.  
**High School:** A 2004 graduate of Arkansas City High School...lettered in football and baseball for the Bulldogs... honorable mention All-State running back during senior year... All-Ark Valley League linebacker during senior year....had 126 career tackles 87 of which were unassisted.

Year	Hoag's Career Statistics						
	G	UA	A	Total	TFL	Yds	Int
2006	11	26	17	43	0	0	1
<b>Total</b>	<b>11</b>	<b>26</b>	<b>17</b>	<b>43</b>	<b>0</b>	<b>0</b>	<b>1</b>



# 2007 ROSTER



## #18 Matt Demicoli

**Height:** 6-0      **Position:** LB  
**Weight:** 222      **Major:** Recreation  
**Year:** Sr.-2L      **Born:** March 12, 1985  
**Hometown:** Mulvane, Kan.  
**HS/Previous:** Mulvane HS/Butler County CC  
**Parents:** Lance Diffenbaugh

**At ESU:** In his third year with the Hornets.  
**2006:** Was ESU's second leading tackler for the second straight year...got his first career interception against Southwest Baptist...tied for a team high in fumble recoveries with two on the season...had ten total tackles against both Southwest Baptist and Missouri Western.  
**2005:** Was ESU's second leading tackler...had 62 stops in ten games with six starts...led ESU in tackles for loss with 7.0 for 18 yards...had a career high eight unassisted tackles with four for loss against Northwest Missouri...tied his career high with nine tackles against NWMSU, WU and CMSU.  
**At Butler County CC:** Played one year for the Grizzlies  
**High School:** A graduate of Mulvane HS.



*Matt Demicoli has 127 total career tackles going into senior year, 11 of those tackles were for a loss.*

Year	Demicoli's Career Statistics						
	G	UA	A	Total	TFL	Yds	Int
2005	10	36	26	62	7.0	18	0
2006	11	31	34	65	4.0	22	1
<b>Total</b>	<b>21</b>	<b>67</b>	<b>60</b>	<b>127</b>	<b>11.0</b>	<b>40</b>	<b>1</b>



## #19 Jared Acree

**Height:** 6-1      **Position:** CB  
**Weight:** 190      **Major:** Business  
**Year:** Sr.-3L      **Born:** Sept. 23, 1985  
**Hometown:** Blue Springs, Mo.  
**HS/Previous:** Blue Springs South HS  
**Parents:** Jarry and Diane Acree

**At ESU:** Starts his fourth year with the Hornets.  
**2006:** Played in all 11 games for ESU... had 14 tackles including nine unassisted.  
**2005:** Played in all ten games...had 24 tackles on the year... had career high five tackles at Pittsburg State.  
**2004:** Played in eight games...had 15 tackles on the year... had season high four stops against Pittsburg State with three being solo.  
**High School:** A 2004 graduate of Blue Springs South HS... First-team All-Suburban Big 8 wide receiver and defensive back... first team All-State kick returner...coached by Greg Oder

Year	Acree's Career Statistics						
	G	UA	A	Total	TFL	Yds	INT
2004	8	9	6	15	0.0	0	0
2005	10	11	13	24	0.5	1	0
2006	11	9	5	14	0	0	0
<b>Total</b>	<b>29</b>	<b>29</b>	<b>24</b>	<b>53</b>	<b>0.5</b>	<b>1</b>	<b>0</b>



## #20 Seville Ko

**Height:** 5-10      **Position:** RB  
**Weight:** 195      **Major:** Health/PE  
**Year:** Jr.-1L      **Born:** Feb. 19, 1986  
**Hometown:** Belton, Mo.  
**HS/Previous:** Belton HS  
**Parents:** Ramil and Lori Ko

**At ESU:** Starts his fourth year with the Hornets.  
**2006:** Played in all 11 games for the Hornets racking up 798 yards and 234 yards receiving...had 141 yards and two TD's in season opener against Panhandle State.  
**2005:** Played in nine games with eight starts...had 559 yards and six touchdowns on the year...had career high 127 yards on 14 carries against FHSU...also topped the 100 yard mark against CMSU and MSSU.  
**2004:** Redshirt  
**High School:** A 2004 graduate of Belton HS...first-team All-Cass County, All-District...First-team AP All-State...Simone Award Finalist...leading rusher and scorer in Kansas City...Busnell, MetroSports, Red Zone Player of the Week.

Year	Ko's Career Statistics						Rec.	Yds	TD
	G	Rush Att	Yds	TD	Lg				
2005	10	128	559	6	74	11	62	0	
2006	11	171	798	5	48	19	234	0	
<b>Total</b>	<b>21</b>	<b>299</b>	<b>1357</b>	<b>11</b>	<b>74</b>	<b>30</b>	<b>296</b>	<b>0</b>	

# 2007 ROSTER



## #21 Emmanuel Howard

**Height:** 6-2      **Position:** CB  
**Weight:** 200      **Major:** Recreation  
**Year:** Sr.-2L      **Born:** May 22, 1984  
**Hometown:** Indianapolis, Ind.  
**HS/Previous:** Ben Davis HS/William Penn  
**Parents:** Billy Howard

**At ESU:** In his third year with the Hornets.  
**2006:** Played in all 11 games for ESU... had 17 tackles to go along with one interception...had an interception and a fumble recovery in the season opener against Panhandle State.  
**2005:** Started all ten games...led ESU and was fourth in the MIAA with three interceptions...had ten pass break-ups on the year...had eight tackles at Ft. Hays State.  
**At William Penn:** Transfer from William Penn University where he started as a freshman...had 40 tackles, 13 pass break-ups and four interceptions.  
**High School:** A graduate of Ben Davis HS.



Emmanuel Howard has four career Interceptions while at ESU to go along with 53 tackles.

Howard's Career Statistics

Year	G	UA	A	Total	TFL	Yds	Int
2005	10	24	12	36	0	0	3
2006	11	13	4	17	0	0	1
<b>Total</b>	<b>21</b>	<b>37</b>	<b>16</b>	<b>53</b>	<b>0</b>	<b>0</b>	<b>4</b>



Seville Ko ran for 798 yards and five touchdowns in the 2006 season.




## #22 Grady Fowler

**Height:** 5-9      **Position:** K  
**Weight:** 180      **Major:** Health Prom.  
**Year:** Fr.-RS      **Born:** Sept. 18, 1987  
**Hometown:** Cottonwood Falls, Kan.  
**HS/Previous:** Chase County HS  
**Parents:** Lee and Kelly Fowler

**At ESU:** Fowler begins his second season with Emporia State after redshirting last year.  
**2006:** Redshirted  
**High School:** First-team All-State kicker by the Topeka Capital Journal...first-team All-Lyon County League and first-team All-Area by The Emporia Gazette...22nd ranked kicker nationally by Prokicker.com...played for the East squad in the 2006 Kansas Shrine Bow



# 2007 ROSTER



## #23 Nathan Linsey

**Height:** 6-0      **Position:** LB  
**Weight:** 216      **Major:** Athletic Training  
**Year:** Fr.-RS      **Born:** June 16, 1987  
**Hometown:** Lebo, Kan.  
**HS/Previous:** Lebo HS  
**Parents:** R.D. and Cindy Linsey


**At ESU:** Begins his second year with the Hornets.  
**2006:** Redshirted  
**High School:** A 2006 graduate of Lebo high school...First team All-League quarterback and defensive back in '04 and '05... All-State at defensive back in '04 and '05... also lettered in basketball and track and field.



## #27 David Hamman

**Height:** 5-9      **Position:** RB  
**Weight:** 180      **Major:** Sociology  
**Year:** Fr.-RS      **Born:** Sept. 5, 1987  
**Hometown:** Americus, Kan.  
**HS/Previous:** Northern Heights HS  
**Parents:** Dan and Kathy Hamman

**At ESU:** In his second year with the Hornets after redshirting the 2006 season.  
**2006:** Redshirted  
**High School:** A 2005 graduate of Northern Heights High School.



## #28 Justin Wieser

**Height:** 5-10      **Position:** RB  
**Weight:** 206      **Major:** Business  
**Year:** So.-1L      **Born:** Sept. 22, 1986  
**Hometown:** Papillion, Neb.  
**HS/Previous:** LaVista HS  
**Parents:** Darla Zumm & Bob Wieser

**At ESU:** In his second year at Emporia State.  
**2006:** Played all 11 games for the Hornets...scored two touchdowns while rushing for 189 yards... caught six passes for 52 yards...had a season long 32-yard jaunt against Southwest Baptist.  
**2005:** Redshirted.  
**High School:** Second-team all-Omaha metro area...all-district...second-team all-state...set LaVista HS single game record with six touchdowns...coached by Gene Suhr.



*During the 2006 campaign Justin Wieser carried the ball 44 times for 189 yards and two touchdowns.*

### Wieser's Career Statistics

Year	G	Rush Att	Yds	TD	Lg	Rec.	Yds	TD
2006	11	44	189	2	32	6	52	0
<b>Total</b>	<b>11</b>	<b>44</b>	<b>189</b>	<b>2</b>	<b>32</b>	<b>6</b>	<b>52</b>	<b>0</b>

# 2007 ROSTER



## #29 Colby Rainey

**Height:** 5-11      **Position:** RB  
**Weight:** 190      **Major:** Business  
**Year:** So.-1L      **Born:** Sept. 26, 1986  
**Hometown:** Emporia, Kan.  
**HS/Previous:** Emporia HS  
**Parents:** Larry Rainey

**At ESU:** Is in his third season with the Hornets.  
**2006:** Played in three games for ESU... carried the ball four times for 47 yards, including a long of 33 yards and one touch-down against Panhandle State.  
**2005:** Redshirted.  
**High School:** All-conference running back...leading rusher for EHS as a junior and senior seasons...coached by Randy Wells.



## #32 Lance Claibourn

**Height:** 6-2      **Position:** DE  
**Weight:** 230      **Major:** Health Promo.  
**Year:** Sr.-1L      **Born:** Nov. 9, 1985  
**Hometown:** Neodesha, Kan.  
**HS/Previous:** Neodesha HS/Coffeyville CC  
**Parents:** Darrel and Gerri Claibourn

**At ESU:** In his third year at Emporia State. Will make shift from offensive side of the ball to defensive end.  
**2006:** Played in all 11 games for the Hornets at tight end... had six catches for 119 yards and a touchdown...caught a season long 49 yard pass for a touchdown against Panhandle State.  
**Coffeyville CC:** First-team NJCAA All-American for the Red Ravens...first-team All-Jayhawk Conference...caught ten passes for 152 yards and four TD  
**High School:** Was a graduate of Neodesha High School... was an all-state defensive end.

### Rainey's Career Statistics


Year	G	Rush Att	Yds	TD	Lg	Rec.	Yds	TD
2006	3	4	47	1	33	0	0	0
<b>Total</b>	<b>3</b>	<b>4</b>	<b>47</b>	<b>1</b>	<b>33</b>	<b>0</b>	<b>0</b>	<b>0</b>

### Claibourn's Career Statistics

RECEIVING	G	Rec	Yds	TD	Lg
2006 (at TE)	11	6	119	1	49
<b>Total</b>	<b>11</b>	<b>6</b>	<b>119</b>	<b>1</b>	<b>49</b>



Lucas Sullivan was an honorable mention All-MIAA selection in 2006 at fullback.



## #33 Lucas Sullivan

**Height:** 6-0      **Position:** RB  
**Weight:** 230      **Major:** Social Science  
**Year:** Jr.-1L      **Born:** April 15, 1985  
**Hometown:** Tipppecanoe, Ohio  
**HS/Previous:** Indian Valley HS/Ohio  
**Parents:** Kevin and Lorri Sullivan

**At ESU:** In his second year at Emporia State.  
**2006:** Played in all 11 games for the Hornets...had 18 recep-tions for 145 yards and four touchdowns on the season...had a season high four catches for 29 yards against then No. 15 Winona State... was named to honorable mention All-MIAA team at fullback.  
**Ohio:** Started seven games as a freshman for the NCAA Division I Bobcats...was used mainly as a lead blocker for Ohio with six carries for six yards and two first downs.  
**High School:** Graduated from Indian Valley HS.

### Sullivan's Career Statistics

RECEIVING	G	Rec	Yds	TD	Lg
2006	11	18	145	4	18
<b>Total</b>	<b>11</b>	<b>18</b>	<b>145</b>	<b>4</b>	<b>18</b>



# 2007 ROSTER



## #34 Blake Ringwall

**Height:** 6-2  
**Weight:** 210  
**Year:** So.-SQ  
**Position:** WR  
**Major:** Business  
**Born:** May 14, 1986  
**Hometown:** Rose Hill, Kan  
**HS/Previous:** Rose Hill HS  
**Parents:** Richard and Nancy Ringwall

**At ESU:** In his third season with the Hornets.  
**2006:** Played six games for the Hornet special teams recording one tackle.  
**2005:** Redshirted.  
**High School:** First-team all-conference running back and defensive back...all-state running back and honorable mention all-state defensive back...AVCTL co-offensive MVP...coached by Greg Slade.



## #36 Chad Mies

**Height:** 6-1  
**Weight:** 185  
**Year:** So.-SQ  
**Position:** CB  
**Major:** Chemistry  
**Born:** Oct. 29, 1986  
**Hometown:** Riley, Kan.  
**HS/Previous:** Jefferson County North HS  
**Parents:** Steve and Card Mies

**At ESU:** In his third year with the Hornets.  
**2006:** Saw playing time for the Hornets against Fort Hays State.  
**2005:** Redshirted.  
**High School:** All-conference quarterback...honorable mention all-state...coached by Mark McMillan.



## #37 Jake Lynch

**Height:** 6-1  
**Weight:** 201  
**Year:** Fr.-RS  
**Position:** RB  
**Major:** Undecided  
**Born:** August 25, 1987  
**Hometown:** Belton, Mo.  
**HS/Previous:** Belton HS  
**Parents:** Rhonda Hordee

**At ESU:** In his second season with the Hornets.  
**2006:** Redshirted.  
**High School:** A 2006 graduate of Belton High School in Missouri... First team All-State by the associated press and second team All-State by the coaches...also lettered in track and field.



## #38 Johnny Torres


**Height:** 5-8  
**Weight:** 50  
**Year:** Jr.-1L  
**Position:** P/K  
**Major:** Business  
**Born:** August 18, 1987  
**Hometown:** Wichita, Kan.  
**HS/Previous:** Bishop Carrol HS  
**Parents:** John and Cathy Torres

**At ESU:** In his third year at ESU  
**2006:** Appeared in all 11 games for the Hornets... had a career long punt of 80 yards against FHSU...improved his career average to 35.9... had two touchbacks and put seven punts inside the 20 yard line.  
**2005:** Top ranked freshman punter in the MIAA and seventh in the league overall...put 13 of his 44 punts inside the 20 yard line...had a long punt of 51 yards against FHSU.  
**High School:** Graduate of Bishop Carrol High School.

Year	Torres' Career Statistics						
	G	Punts	Yards	Ave.	Long	TB	FC
2005	10	44	1565	35.6	51	1	3
2006	11	47	1702	36.2	80	2	9
<b>Total</b>	<b>21</b>	<b>91</b>	<b>3267</b>	<b>35.9</b>	<b>80</b>	<b>3</b>	<b>12</b>




# 2007 ROSTER



## #40 Derek Ambler

**Height:** 5-10  
**Weight:** 190  
**Year:** So.-1L  
**Position:** S  
**Major:** Physical Educ.  
**Born:** August 7, 1987  
**Hometown:** Belton, Mo.  
**HS/Previous:** Belton HS  
**Parents:** Frank and Michelle Ambler

**At ESU:** Begins his third year with the Hornets.  
**2006:** Appeared in one game for the Hornets...in his only appearance against Fort Hays State he had one tackle and an interception.  
**2005:** Redshirted  
**High School:** First-team all-conference performer...second-team all-state defensive back...coached by Jeff Gourley.



## #41 Chris Givens

**Height:** 6-1  
**Weight:** 197  
**Year:** Fr.-RS  
**Position:** DB  
**Major:** Business Mgt.  
**Born:** July 28, 1987  
**Hometown:** Lee's Summit, Mo.  
**HS/Previous:** Lee's Summit North HS  
**Parents:** Carla Givens


**At ESU:** Begins his third year with the Hornets.  
**2005:** Redshirted  
**High School:** A 2006 graduate of Lee's Summit North High School...lettered in football and baseball for the Bronco's... had four interceptions his senior season...blocked 10 field goals in his high school career...first team All-District defensive back... coached by Harold Wambsgans.

**Ambler's Career Statistics**

Year	G	UA	A	Total	TFL	Yds	Int
2006	1	1	0	1	0	0	1
<b>Total</b>	<b>1</b>	<b>1</b>	<b>0</b>	<b>1</b>	<b>0</b>	<b>0</b>	<b>1</b>



Johnny Torres starts his third season as the Hornets punter and has a career average of 35.9 yards per punt.



## #44 Zac Traphagan

**Height:** 6-1  
**Weight:** 200  
**Year:** Fr.-RS  
**Position:** LB  
**Major:** Special Ed.  
**Born:** Oct. 10, 1987  
**Hometown:** Harveyville, Kan.  
**HS/Previous:** Mission Valley HS  
**Parents:** Mark Traphagan & Julie Miller

**At ESU:** Begins his second year with the Hornets.  
**2006:** Redshirted  
**High School:** A 2006 graduate of Mission Valley High School... lettered in football, wrestling and track for the Vikings...All-Flint Hills League performer in football...was Gatorade Player of the Year his Junior season...coached by Rod Hasenbank.



# 2007 ROSTER



## #47 Andrew Weese

**Height:** 5-11      **Position:** LB  
**Weight:** 215      **Major:**  
**Year:** Fr.-RS      **Born:**  
**Hometown:** Salina, Kan.  
**HS/Previous:** Salina South HS  
**Parents:** James and Mary Pat Weese

**At ESU:** Begins his second year with the Hornets after redshirting last season.

**2006:** Redshirted

**High School:** A 2005 graduate of Salina South High School.



## #48 John Waechter

**Height:** 5-10      **Position:** LB  
**Weight:** 220      **Major:** Earth Science  
**Year:** Jr.-1L      **Born:** June 28, 1986  
**Hometown:** Olpe, Kan.  
**HS/Previous:** Olpe HS  
**Parents:** John and Doreen Waechter

**At ESU:** Starts his fourth year with the Hornets.

**2006:** Played in all 11 games for the Hornets...had four tackles on the season.


**2005:** Key contributor on special teams near the end of the season.

**2004:** Redshirt

**High School:** A 2004 graduate of Olpe HS...All-Lyon County League...coached by Mike Plunkett

### Waechter's Career Statistics

Years	G	UA	A	Total	TFL	Yds
2006	11	1	3	4	0	0
<b>Total</b>	<b>11</b>	<b>1</b>	<b>3</b>	<b>4</b>	<b>0</b>	<b>0</b>



## #51 Luke Costello

**Height:** 6-0      **Position:** OL  
**Weight:** 256      **Major:** Business  
**Year:** Jr.-1L      **Born:** Dec. 10, 1985  
**Hometown:** Emporia, Kan.  
**HS/Previous:** Emporia HS  
**Parents:** Pat and Corie Costello

**At ESU:** Starts his fourth year with the Hornets.

**2006:** Made his first career start against Fort Hays State and saw action in all 11 of the Hornets games during the season...shared time at center for the much of the season.

**2005:** Member of scout team.

**2004:** Redshirt

**High School:** A 2004 graduate of Emporia HS...earned all-Centennial League honors.

*Luke Costello got his first career start last season against Fort Hays State and split time at center throughout the season.*

# 2007 ROSTER



## #52 David Diener

**Height:** 5-8  
**Weight:** 207  
**Year:** Fr.-RS  
**Position:** LB  
**Major:** Physical Ed.  
**Born:** Oct. 28, 1987  
**Hometown:** Salina, Kan.  
**HS/Previous:** Salina Central HS  
**Parents:** Marvin and Lessie Diener

**At ESU:** Starts his second year with the Hornets.

**2006:** Redshirt

**High School:** A 2006 graduate of Salina Central High School... lettered in football, wrestling and baseball for the Mustangs... first team All-State... Defensive player of the Year in the Ark Valley League... coached by Marvin Diener.



## #54 Mike LoPorto

**Height:** 5-11  
**Weight:** 220  
**Year:** Jr.-2L  
**Position:** LB  
**Major:** Physical Therapy  
**Born:** June 2, 1985  
**Hometown:** Blue Springs, Mo.  
**HS/Previous:** Blue Springs South HS  
**Parents:** Chuck & cindy LoPorto

**At ESU:** Starts his fourth year with the Hornets.

**2006:** Played in all 11 games for the Hornets...recorded five tackles including a sack against Northwest Missouri State... had three tackles for a loss on the season.

**2005:** Saw action in last five games of the year...had three tackles against Missouri Western.

**2004:** Redshirt

**High School:** A 2004 graduate of Blue Springs South HS... first-team All-State linebacker...first-team All-Suburban Big 8 Conference...All-Metro team by the *Kansas City Star* and MetroSports...Blue Springs Area Player of the Year...coached by Greg Oder.

### LoPorto's Career Statistics

Year	G	UA	A	Total	TFL	Yds
2005	5	5	4	9	1.0	1
2006	11	16	11	27	3.0	6
<b>Total</b>	<b>16</b>	<b>21</b>	<b>15</b>	<b>36</b>	<b>4.0</b>	<b>7</b>



A.J. Brinkman enters his junior season with 48 career tackles six of which have been for a loss.



## #55 A.J. Brinkman

**Height:** 6-0  
**Weight:** 230  
**Year:** Jr.-2L  
**Position:** LB  
**Major:** Biology  
**Born:** May 18, 1985  
**Hometown:** Parsons, Kan.  
**HS/Previous:** Parsons HS  
**Parents:** Doug Brinkmann and Lynn Brinkmann

**At ESU:** Starts his fourth year with the Hornets.

**2006:** Played in 7 games for the Hornets... had 2.5 tackles for a loss despite missing four games with a knee injury...finished with 13 total tackles on the season.

**2005:** Played in all ten games...had career high six tackles against Ft Hays State...had at least two stops in nine of ten games played.

**2004:** Redshirt

**High School:** A 2004 graduate of Parsons HS...first-team All-SEK League...First-team All-state by the *Wichita Eagle*, *Topeka Capital Journal* and KFCA...selected to play in Kansas Shrine Bowl.

### Brinkman's Career Statistics

Years	G	UA	A	Total	TFL	Yds
2005	10	23	12	35	3.5	8
2006	7	10	3	13	2.5	5
<b>Total</b>	<b>17</b>	<b>33</b>	<b>15</b>	<b>48</b>	<b>6.0</b>	<b>13</b>

# 2007 ROSTER



## #57 Angelo Webb

**Height:** 6-1  
**Weight:** 247  
**Year:** Jr.-1L  
**Position:** DE  
**Major:** Recreation  
**Born:** Oct. 14, 1985  
**Hometown:** St. Louis, Mo.  
**HS/Previous:** Watkins HS  
**Parents:** Tanya Webb

**At ESU:** Starts his second year with the Hornets.  
**2006:** Played in eight games recording 14 tackles including three tackles for a loss... He had four unassisted tackles, two TFL and a pass break-up against TSU... He had three tackles against PSU. He forced a Germaine Race fumble on the Gorillas third play from scrimmage that led to an ESU touch-down.  
**High School:** A graduate of Watkins High School in St. Louis, Mo.



## #58 Matt Ferris

**Height:** 6-3  
**Weight:** 265  
**Year:** Sr.-3L  
**Position:** OL  
**Major:** Business Admin.  
**Born:** June 12, 1986  
**Hometown:** Shawnee, Kan.  
**HS/Previous:** SM Northwest HS  
**Parents:** Ron and Joyce Ferris

**At ESU:** In his fourth year at ESU.  
**2006:** Started all 11 games during the season for the Hornets at left tackle.  
**2005:** Played in all ten games with starts on the offensive line in the final six games of the year.  
**2004:** Played in nine games with six starts on the defensive line...had ten tackles on the year.  
**High School:** Second-team All-Sunflower League offensive and defensive lineman...second-team All-Sun Country defensive lineman...coached by Scott Diebold.  
**Personal:** Is an Eagle Scout.

### Webb's Career Statistics

Years	G	UA	A	Total	TFL	Yds
2006	8	7	7	14	3.0	6
Total	8	7	7	14	3.0	6



## #59 Roy Fisher

**Height:** 5-9  
**Weight:** 228  
**Year:** Fr.-RS  
**Position:** LB  
**Major:** Business Adm.  
**Born:** Oct. 31, 1986  
**Hometown:** Conway Springs, Kan.  
**HS/Previous:** Conway Springs HS  
**Parents:** David and Bettie Fisher

**At ESU:** Begins his second year with the Hornets after redshirting last season.  
**2006:** Redshirted.  
**High School:** A 2006 graduate of Conway Springs High School.



*Matt Ferris has started his last 17 games on the offensive line dating back to halfway through his sophomore season.*

# 2007 ROSTER



## #60 Daniel Webb

**Height:** 6-1  
**Weight:** 244  
**Year:** Fr.-RS  
**Hometown:** Ft. Collins, Colo.  
**HS/Previous:** Rocky Mountain HS  
**Parents:** Craig and Denise Webb

**Position:** DE  
**Major:** Elementary Ed  
**Born:** Oct. 12, 1987

**At ESU:** In his second year at ESU.  
**2006:** Redshirted  
**High School:** A 2006 graduate of Rocky Mountain High School in Fort Collins, Colo.



## #61 Casey Finlayson

**Height:** 6-4  
**Weight:** 275  
**Year:** Fr.-RS  
**Hometown:** Burlington, Kan.  
**HS/Previous:** Burlington HS  
**Parents:** Jeff and Monica Finlayson

**Position:** DL  
**Major:** Business  
**Born:** June 21, 1986

**At ESU:** In his second year at ESU.  
**2006:** Redshirted  
**High School:** All-State Defensive End during his senior season...earned four letters in football and three letters in wrestling for the Wildcats...coached by Rusty Emling.



## #65 Joel Griffiths

**Height:** 6-3  
**Weight:** 290  
**Year:** Jr.-2L  
**Hometown:** Norton, Kan.  
**HS/Previous:** Norton HS  
**Parents:** Doug and Karen Griffiths

**Position:** OL  
**Major:** Recreation  
**Born:** Nov. 3, 1985

**At ESU:** Starts his fourth year with the Hornets...moved to offensive line in spring following his freshman year.  
**2006:** Played in all 11 games.... made move to right guard and started against Central Missouri... was second team All-MIAA on the offensive line.  
**2005:** Medical Redshirt.  
**2004:** Played in nine games at defensive tackle...had three tackles at Jacksonville State.  
**High School:** A 2004 graduate of Norton HS...second-team All-Mid Continent League...honorable mention All-State Class 3A...second-team All-Area by *Salina Journal*...coached by Bruce Graeber.



Offensive Lineman Joel Griffiths was named second team All-MIAA for the 2006 season.

### Griffiths' Career Statistics

Year	G	UA	A	Total	TFL	Yds
2004	9	1	4	5	0.0	0
<b>Total</b>	<b>9</b>	<b>1</b>	<b>4</b>	<b>5</b>	<b>0.0</b>	<b>0</b>


# 2007 ROSTER



## #66 Matt McClain

**Height:** 6-2  
**Weight:** 297  
**Year:** Jr.-2L  
**Position:** DL  
**Major:** Social Science  
**Born:** Nov. 14, 1985  
**Hometown:** Blue Springs, Mo.  
**HS/Previous:** Blue Springs HS  
**Parents:** Judy McClain

**At ESU:** Starts his fourth year with the Hornets.  
**2006:** Played in all 11 games with the Hornets...had 1.5 tackles for a loss to go along with 15 total tackles on the season.  
**2005:** Played three games with a start against Washburn on the offensive line.  
**2004:** Redshirt  
**High School:** A 2004 graduate of Blue Springs HS...second-team All-Area...second-team All-State...member of Missouri Class 6A state championship team...coached by Kelly Donohoe.



## #67 Blake Green

**Height:** 5-11  
**Weight:** 254  
**Year:** Jr.-Tr.  
**Position:** OL  
**Major:** Physical Ed.  
**Born:** Dec. 11, 1985  
**Hometown:** Oologah, Okla.  
**HS/Previous:** Oologah HS/NEO A&M  
**Parents:** Wade and Deb Green

**At ESU:** Begins his first season with the Hornets after transferring from Northeastern Oklahoma A & M.  
**2006:** Played at Northeast Oklahoma A & M...He was a junior college All-American Center at Northeast Oklahoma A & M.  
**High School:** A 2004 graduate of Oologah High School.

McClain's Career Statistics


Year	G	UA	A	Total	TFL	Yds
2006	11	7	8	15	1.5	4
<b>Total</b>	<b>11</b>	<b>7</b>	<b>8</b>	<b>15</b>	<b>1.5</b>	<b>4</b>



## #68 Chad Weaver

**Height:** 6-0  
**Weight:** 282  
**Year:** Sr.-1L  
**Position:** OL  
**Major:** Social Science  
**Born:** Sept. 24, 1985  
**Hometown:** Lenexa, Kan.  
**HS/Previous:** Shawnee Mission NE/Hutch CC  
**Parents:** Jeff and Renee Weaver

**At ESU:** Starts his second season with the Hornets  
**2006:** Saw playing time in the season opener against Panhandle State.  
**Hutchinson CC:** Honorable mention All-Jayhawk Conference offensive lineman...A member of the 2004 Texas Heart of Champions Bowl winners.  
**High School:** First Team All-Johnson County and first team All-Sunflower league during senior season...recorded 65 tackles during final year.



## #70 Sean Thomas

**Height:** 6-7  
**Weight:** 349  
**Year:** Fr.-RS  
**Position:** OL  
**Major:** Business Adm.  
**Born:** June 16, 1987  
**Hometown:** Holton, Kan.  
**HS/Previous:** Holton HS  
**Parents:** Judy and Roger Thomas

**At ESU:** Starts his second year with the Hornets after redshirting last season.  
**2006:** Redshirted.  
**High School:** First-team Kansas Football Coaches Association (KFBCA) Class 4A offensive lineman...first-team all-conference offensive and defensive lineman...honorable mention all-state defensive lineman...coached by Brooks Barta.

# 2007 ROSTER



## #73 Steve Underwood

**Height:** 6-3  
**Weight:** 300  
**Year:** So.-1L


**Position:** OL  
**Major:** Physical Ed.  
**Born:** May 9, 1988

**Hometown:** Ft. Collins, Colo.  
**HS/Previous:** Rocky Mountain HS  
**Parents:** Pat & Nettie Underwood

**At ESU:** Starts his second season with the Hornets.

**2006:** Got his first career start as a true freshman against Central Missouri...saw playing time in seven of the Hornets 11 games.

**High School:** A 2006 graduate of Rocky Mountain High School in Ft. Collins, Colorado...All-Conference twice as well as being third team All-State during his senior season...started every game from his sophomore year on...coached by Mark Brook.



## #74 Ryan Anstaett

**Height:** 6'4  
**Weight:** 285  
**Year:** Jr.-1L

**Position:** OL  
**Major:** Business  
**Born:** Jan. 15, 1987

**Hometown:** Republic, Mo.  
**HS/Previous:** Republic HS  
**Parents:** Teresa Anstaett

**At ESU:** Is in his third year with the Hornets.

**2006:** Saw playing time in four games on the Hornets offensive line.

**2005:** Played in three games along the offensive line.

**High School:** First-team all-conference...third-team all-state by the Missouri Football Coaches Association...coached by Aaron Hafner.



*Cecil Wattree started 14 games on the offensive line going into his fifth year with the Hornets.*



## #75 Cecil Wattree

**Height:** 6-4  
**Weight:** 299  
**Year:** Sr.-3L

**Position:** OL  
**Major:** Psychology  
**Born:** May 9, 1985

**Hometown:** Wichita, Kan.  
**HS/Previous:** Wichita Northwest HS  
**Parents:** Cecil and Audrey Wattree

**At ESU:** Starts his fifth year with the Hornets...holds ESU squat record at 625 pounds.

**2006:** Started the first nine games for the Hornets at the right guard position.

**2005:** Started the first five games of the season.

**2004:** Redshirt

**2003:** Played in seven games, including the entire second half in win against PSU.

**High School:** A 2003 graduate of Wichita Northwest HS... lettered in football and track...first-team All-Kansas for all classes...2003 Kansas Shrine Bowl participant.

# 2007 ROSTER



## #76 Josh Koerkenmeier

**Height:** 6-2  
**Weight:** 282  
**Year:** Sr.-3L  
**Position:** OL  
**Major:** Social Science  
**Born:** Dec. 29, 1985  
**Hometown:** Stillwell, Kan.  
**HS/Previous:** Blue Valley HS  
**Parents:** Don and Lynn Koerkenmeier

**At ESU:** Starts his fourth year with the Hornets...honors candidate after earning All-MIAA status as a sophomore.  
**2006:** Started all 11 games for the Hornets on the offensive line to push his consecutive start streak to 31 games.  
**2005:** Started all ten games for the Hornets...was named honorable mention All-MIAA as a sophomore.  
**2004:** Started final eight games last season.  
**High School:** A 2004 graduate of Blue Valley HS...Top 11 All-State lineman by the *Wichita Eagle* and *Topeka Capital Journal*...first-team All-Eastern Kansas League...first-team All-Johnson County and All-Metro in Kansas City...coached by Steve Rampy.



*Josh Koerkenmeier has started 31 straight games since starting the final eight games of his freshman season.*



## #79 Jake Michalski

**Height:** 6'4  
**Weight:** 255  
**Year:** So.-SQ  
**Position:** OL  
**Major:** BioChemistry  
**Born:** Nov. 28, 1986  
**Hometown:** Olathe, Kan  
**HS/Previous:** St. Thomas Aquinas HS  
**Parents:** Rick & Susan Michalski

**At ESU:** In his third year at Emporia State  
**2006:** Played on the offensive scout team.  
**2005:** Redshirted.  
**High School:** A 2005 graduate of St. Thomas Aquinas HS...lettered in football and basketball...All-Eastern Kansas League performer at tight end and tackle...three-time district champions...coached by Kevin Kopecky.  
**Personal:** Cousin of former Hornet Frank Stankiewicz, who holds the ESU record for longest pass reception at 99 yards in 1969



## #81 Jerrod Sparling

**Height:** 6-3  
**Weight:** 210  
**Year:** So.-SQ  
**Position:** WR  
**Major:** Social Science  
**Born:** Sept. 24, 1985  
**Hometown:** New Comerstown, Ohio  
**Previous:** New Comerstown HS/Ohio  
**Parents:** Steve and Terri Sparling

**At ESU:** In his third year with the Hornets.  
**2006:** Was a member of the offensive scout team.  
**2005:** Did not play with a shoulder injury.  
**At Ohio University:** Transfer from Ohio University where he redshirted as a freshman.  
**High School:** Second-team All-Ohio selection as a senior in high school in 2003...named Region 11 Player of the Year and participated in the prestigious Ohio East/West HS All Star Game.



# 2007 ROSTER



## #82 Dominic Mirocke

**Height:** 6-4  
**Weight:** 260  
**Year:** Jr.-1L  
**Position:** TE  
**Major:** Education  
**Born:** Jan. 21, 1986  
**Hometown:** Lee's Summit, Mo.  
**HS/Previous:** Lee's Summit HS  
**Parents:** Tony and Cris Mirocke



## #83 Tracy Hageman

**Height:** 6-2  
**Weight:** 193  
**Year:** Fr.-RS  
**Position:** WR  
**Major:** Undecided  
**Born:** January 4, 1988  
**Hometown:** Kingman, Kan.  
**Previous:** Kingman HS  
**Parents:** Dennis and Connie Hageman

**At ESU:** Starts his fourth year with the Hornets.  
**2006:** Saw playing time in three games for the Hornets.  
**2005:** Did not see action due to injury.  
**2004:** Redshirt  
**High School:** A 2004 graduate of Lee's Summit HS...first-team All-Suburban Big 8 Conference...honorable mention all-area... coached by Mike Spiegel.

**At ESU:** In his second year with the Hornets.  
**2006:** Redshirted  
**High School:** Lettered in football, basketball and track for the Eagles...first team All-Chisolm Trail-League quarterback... All-State quarterback...had 1700 yards passing and 500 yards rushing in his senior season.



## #84 Wesley May

**Height:** 6-2  
**Weight:** 190  
**Year:** Fr.-RS  
**Position:** WR  
**Major:** Accounting  
**Born:** Jan. 22, 1987  
**Hometown:** Conway Springs, Kan.  
**Previous:** Conway Springs HS  
**Parents:** Ben and Tracy May



## #85 Aaron Seamann

**Height:** 5-10  
**Weight:** 189  
**Year:** Fr.-RS  
**Position:** WR  
**Major:** Business  
**Born:** May 19, 1988  
**Hometown:** Overland Park, Kan.  
**Previous:** Blue Valley North HS  
**Parents:** Gary Huestersteffa

**At ESU:** In his second year with the Hornets.  
**2006:** Redshirted  
**High School:** Graduated from Conway Springs High School in 2006.

**At ESU:** In his second year with the Hornets.  
**2006:** Redshirted  
**High School:** A 2006 graduate of Blue Valley North High School.



# 2007 ROSTER



## #86 Andre Maupin

**Height:** 5-11  
**Weight:** 170  
**Year:** Fr.-RS  
**Hometown:** Oklahoma City, Okla.  
**Previous:** Northwest Claussen HS  
**Parents:** Sheila Maupin

**Position:** WR  
**Major:** Physical Ed.  
**Born:** Jan. 17, 1988

**At ESU:** In his second year with the Hornets.  
**2006:** Redshirted  
**High School:** Oklahoma Class 6A Special Teams Player of the Year...first-team All-District...second-team all-state receiver...Oklahoma City Receiver of the Year...coached by Kenny Blair.



## #89 Aaron Laflin

**Height:** 6-2  
**Weight:** 165  
**Year:** Fr.-RS  
**Hometown:** Lebo, Kan.  
**Previous:** Lebo HS  
**Parents:** Todd and Carrie Laflin

**Position:** WR  
**Major:** Athletic Train.  
**Born:** Nov. 30, 1987

**At ESU:** In his second year with the Hornets.  
**2006:** Redshirted  
**High School:** First-team All-Class 2-1A running back by both the Wichita Eagle and Topeka Capital Journal...first-team All-Area by The Emporia Gazette...first-team All-Lyon County League as running back and defensive back...coached by Butch Jones.



A.J. Franklin was sixth in the MIAA in tackles for a loss last season with 10.5 to go along with 39 total tackles.



## #92 A.J. Franklin

**Height:** 6-3  
**Weight:** 260  
**Year:** Sr.-2L  
**Hometown:** Lincoln, Neb.  
**HS/Previous:** Lincoln HS  
**Parents:** Becky Franklin

**Position:** DT  
**Major:** Criminal Justice  
**Born:** Aug. 9, 1985

**At ESU:** Starts his fifth year with the Hornets.  
**2006:** Played in 10 games for the Hornets... was named honorable mention All-MIAA at defensive tackle...recorded 39 tackles a team leading 10.5 of which were for a loss...led the team in sacks with 3.0 on the year.  
**2005:** Played in all ten games with nine starts...had career high seven tackles against Southwest Baptist...had six solo tackles at Ft. Hays State...led ESU with two sacks, one each against Washburn and Missouri Southern.  
**2004:** Scout team member.  
**2003:** Red-shirt.  
**High School:** A 2003 graduate of Lincoln HS...lettered in football and track ...first-team All-Lincoln...honorable mention All-Nebraska, All-Class...team defensive player of the year.

Franklin's Career Statistics						
Years	G	UA	A	Total	TFL	Yds
2005	10	13	13	26	4.5	11
2006	10	20	19	39	10.5	39
<b>Total</b>	<b>20</b>	<b>33</b>	<b>32</b>	<b>65</b>	<b>15.0</b>	<b>50</b>

# 2007 ROSTER



## #94 Robert Link

**Height:** 6-2  
**Weight:** 270  
**Year:** So.-SQ  
**Position:** DT  
**Major:** BioChemistry  
**Born:** March 10, 1987  
**Hometown:** Peculiar, Mo.  
**HS/Previous:** Peculiar HS/Missouri  
**Parents:** Cheryl and Bob Link

**At ESU:** Starts his second year with the Hornets.  
**2006:** Redshirted  
**High School:** Was first team All-State in 2004... was second team All-State in 2003...was a member of the 2004 State Championship Team.



## #95 Wayne Gleason

**Height:** 5-9  
**Weight:** 174  
**Year:** Jr.-SQ  
**Position:** P  
**Major:** Business Mgt.  
**Born:** May 23, 1986  
**Hometown:** Wichita, Kan.  
**Previous:** Butler County CC  
**Parents:** David and Sue Gleason

**At ESU:** Starts his second year with the Hornets.  
**2006:** Redshirted  
**Butler County CC:** Played one year for the Grizzlies.  
**High School:** Earned three letters in football for the Grizzlies of Northwest...coached by Weston Schwartz.



## #96 Kaden Adams

**Height:** 6-2  
**Weight:** 255  
**Year:** Jr.-2L  
**Position:** DE  
**Major:** Accounting  
**Born:** March 27, 1986  
**Hometown:** Andover, Kan.  
**HS/Previous:** Andover Central HS  
**Parents:** Dave & Janet Adams

**At ESU:** Starts his fourth year with the Hornets.  
**2006:** Played in all 11 games for the Hornets recording 12 tackles including 3.5 for a loss...he returned a fumble recovery 21 yards against Panhandle State.  
**2005:** Played seven games with a start against Winona State...had two tackles at Pittsburg State.  
**2004:** Redshirt  
**High School:** A 2004 graduate of Andover Central HS... All-League offensive and defensive lineman...All-State offensive lineman by *Wichita Eagle*...All-State defensive lineman by *Topeka Capital Journal*...selected to play in Kansas Shrine Bowl... coached by Tom Audley.



## #99 Michael Nunley

**Height:** 6-4  
**Weight:** 270  
**Year:** So.-1L  
**Position:** DT  
**Major:** Physical Educ.  
**Born:** May 22, 1987  
**Hometown:** Kiowa, Kan.  
**HS/Previous:** South Barber HS  
**Parents:** Mark & Mary Nunley

**At ESU:** In his third year at ESU.  
**2006:** Played in seven games for the Hornets... recorded nine tackles including one for a loss.  
**2005:** Redshirted.  
**High School:** All-conference offensive and defensive lineman...Hutch News All-State and second team all-state by *Topeka Capital-Journal*...coached by James Johnston.

### Adams' Career Statistics

Years	G	UA	A	Total	TFL	Yds
2005	7	2	2	4	0	0
2006	11	6	6	12	3.5	10
<b>Total</b>	18	8	8	16	3.5	10

### Nunley's Career Statistics

Years	G	UA	A	Total	TFL	Yds
2006	7	6	3	9	1.0	1
<b>Total</b>	7	6	3	9	1.0	1



# 2007 HORNET NEWCOMERS

## Offense

**#35 Adrian Abner Fr.**  
**Position:** Running Back  
**Height:** 5'7"  
**Weight:** 166 lbs.  
**Hometown:** Desoto, Texas  
**Previous School:** Desoto High School

**#80 Tyler Chilson Fr.**  
**Position:** Wide Receiver  
**Height:** 6'1"  
**Weight:** 180 lbs.  
**Hometown:** Topeka, Kansas  
**Previous School:** Topeka Hayden HS

**#88 Matt Coursen Fr.**  
**Position:** Wide Receiver  
**Height:** 5'11"  
**Weight:** 165 lbs.  
**Hometown:** Waverly, Kansas  
**Previous School:** Waverly High School

**#39 Barteas Cox Fr.**  
**Position:** Wide Receiver  
**Height:** 5'11"  
**Weight:** 185 lbs.  
**Hometown:** Mustang, Oklahoma  
**Previous School:** Mustang High School

**#71 Jordan Godberson Fr.**  
**Position:** Offensive Lineman  
**Height:** 6'4"  
**Weight:** 235 lbs.  
**Hometown:** Olathe, Kansas  
**Previous School:** Olathe North HS

**#64 Tad Greer Jr.-Tr.**  
**Position:** Offensive Lineman  
**Height:** 6'2"  
**Weight:** 290 lbs.  
**Hometown:** El Dorado, Kansas  
**Previous School:** Garden City CC

**#24 Bryant Linsey Fr.**  
**Position:** Wide Receiver  
**Height:** 5'10"  
**Weight:** 175 lbs.  
**Hometown:** Lebo, Kansas  
**Previous School:** Lebo High School

**#44 Paul Nichols Sr.-Tr.**  
**Position:** Tight End  
**Height:** 6'3"  
**Weight:** 245 lbs.  
**Hometown:** Bronson, Kansas  
**Previous School:** University of Arizona

**#63 Cody Oates Jr.-Tr.**  
**Position:** Tight End  
**Height:** 6'3"  
**Weight:** 320 lbs.  
**Hometown:** Topeka, Kansas  
**Previous School:** Butler County CC

**#14 Zach Rampy Fr.**  
**Position:** Quarterback  
**Height:** 5'11"  
**Weight:** 170 lbs.  
**Hometown:** Overland Park, Kansas  
**Previous School:** Blue Valley High School

**#78 Kyle Sudhoff Fr.**  
**Position:** Offensive Line  
**Height:** 6'2"  
**Weight:** 240 lbs.  
**Hometown:** Blue Springs, Missouri  
**Previous School:** Blue Springs South HS

**#15 Tanner Wilson Fr.**  
**Position:** Tight End  
**Height:** 6'4"  
**Weight:** 215 lbs.  
**Hometown:** Fort Gibson, Oklahoma  
**Previous School:** Fort Gibson HS

**#13 Jason Wright Fr.**  
**Position:** Running Back  
**Height:** 5'9"  
**Weight:** 175 lbs.  
**Hometown:** Omaha, Nebraska  
**Previous School:** Omaha North HS

## Defense

**#42 Taylor Barker Fr.**  
**Position:** Defensive Lineman  
**Height:** 6'4"  
**Weight:** 220 lbs.  
**Hometown:** Lebo, Kansas  
**Previous School:** Lebo High School

**#62 James Casper Jr.-Tr.**  
**Position:** Defensive Lineman  
**Height:** 6'1"  
**Weight:** 235 lbs.  
**Hometown:** Moran, Kansas  
**Previous:** Marmaton Valley High School

**#69 Dustin Ennis Fr.**  
**Position:** Defensive Lineman  
**Height:** 6'1"  
**Weight:** 270 lbs.  
**Hometown:** Tulsa, Oklahoma  
**Previous School:** Berryhill High School

**#26 Jonathan Harris Jr.-Tr.**  
**Position:** Defensive Back  
**Height:** 5'10"  
**Weight:** 180 lbs.  
**Hometown:** Alvin, Texas  
**Previous School:** Cisco Junior College

**#31 Ryan Heil Fr.**  
**Position:** Linebacker  
**Height:** 5'11"  
**Weight:** 190 lbs.  
**Hometown:** Overland Park, Kansas  
**Previous School:** Blue Valley High School

**#91 Greg Henderson Fr.**  
**Position:** Linebacker  
**Height:** 5'10"  
**Weight:** 210 lbs.  
**Hometown:** Belton, Missouri  
**Previous School:** Belton High School

**#53 James Jones Fr.**  
**Position:** Linebacker  
**Height:** 6'2"  
**Weight:** 200 lbs.  
**Hometown:** Dallas, Texas  
**Previous School:** Seagoville HS

# 2007 HORNET NEWCOMERS



**#90 Braden Land Fr.**

**Position:** Defensive Lineman

**Height:** 6'2"

**Weight:** 307 lbs.

**Hometown:** Edmund, Oklahoma

**Previous School:** Edmund North HS

**#93 Keith Maples Jr.-Tr.**

**Position:** Defensive Lineman

**Height:** 6'3"

**Weight:** 295 lbs.

**Hometown:** Belton, Missouri

**Previous School:** Benedictine College

**#56 Kevin Matthews So.-Tr.**

**Position:** Defensive Lineman

**Height:** 6'3"

**Weight:** 250 lbs.

**Hometown:** Omaha, Nebraska

**Previous School:** Peru State

**#46 Ethan McBride Fr.**

**Position:** Defensive Back

**Height:** 6'3"

**Weight:** 190 lbs.

**Hometown:** Muskogee, Oklahoma

**Previous School:** Mustang High School

**#98 Ben McKaig Fr.**

**Position:** Defensive Lineman

**Height:** 6'4"

**Weight:** 205 lbs.

**Hometown:** Wichita, Kansas

**Previous School:** Maize High School

**#4 Marcus Mead So.-Tr.**

**Position:** Linebacker

**Height:** 6'2"

**Weight:** 233 lbs.

**Hometown:** Alva, Oklahoma

**Previous School:** Baylor University

**#16 Tyler Mikkelson Fr.**

**Position:** Defensive Back

**Height:** 6'1"

**Weight:** 175 lbs.

**Hometown:** Stillwell, Kansas

**Previous School:** Blue Balley High School

**#49 Braxton Owens Fr.**

**Position:** Linebacker

**Height:** 6'0"

**Weight:** 245 lbs.

**Hometown:** Muskogee, Oklahoma

**Previous School:** Muskogee High School

**#43 Jacob Pera Fr.**

**Position:** Defensive Back

**Height:** 6'3"

**Weight:** 188 lbs.

**Hometown:** Clay Center, Kansas

**Previous School:** Clay Center HS

**#87 Matt Rosenhamer Fr.**

**Position:** Defensive Lineman

**Height:** 6'2"

**Weight:** 210 lbs.

**Hometown:** Wichita, Kansas

**Previous School:** Bishop Carrol HS

**#77 Corey Sudhoff Fr.**

**Position:** Defensive Line

**Height:** 6'2"

**Weight:** 245 lbs.

**Hometown:** Blue Springs, Missouri

**Previous School:** Blue Springs South HS

**#50 Chuck Thompson Fr.**

**Position:** Linebacker

**Height:** 6'2"

**Weight:** 225 lbs.

**Hometown:** Omaha, Nebraska

**Previous School:** Omaha Central HS

**#30 Kurt Webster Fr.**

**Position:** Defensive Back

**Height:** 5'11"

**Weight:** 180 lbs.

**Hometown:** Shawnee, Kansas

**Previous School:** Shawnee Mission West

## 2007 Recruiting Class by the numbers

### By School

**High School- 29**  
**Transfer- 6**

### By Position

#### Offense- 15

Quarterback- 1  
Wide Reciever- 4  
Runningback- 3  
Tight End- 3  
Offensive Line- 4

#### Defense- 21

Defensive Back- 6  
Linebacker- 6  
Defensive Line- 9

### By Home State

**Kansas- 16**  
**Oklahoma- 8**  
**Missouri- 4**  
**Nebraska- 3**  
**Texas- 3**

# 2007 SCHEDULE

**Saturday, September 1, 2007**

1 p.m. Gunnison, Colorado  
Moutaineer Bowl



At



Emporia State

Western State

**Saturday, September 8, 2007**

6 p.m. Edmund, Oklahoma  
Wantland Stadium



At



Emporia State

Central Oklahoma

**Saturday, September 15, 2007**

1 p.m. Emporia, Kansas  
Jones Field at Welch Stadium



VS.



Emporia State

Southwest Baptist

**Saturday, September 22, 2007**

7 p.m. Hays, Kansas  
Lewis Field



At



Emporia State

Fort Hays State

**Saturday, September 29, 2007**

6 p.m. Joplin, Missouri  
Fred G. Hughes Stadium



At



Emporia State

Missouri Southern

**Saturday, October 6, 2007**

1 p.m. Emporia, Kansas  
Jones Field at Welch Stadium



VS.



Emporia State

Central Missouri

**Saturday, October 13, 2007**

1 p.m. Emporia, Kansas  
Jones Field at Welch Stadium



VS.



Emporia State

Washburn

**Saturday, October 20, 2007**

1 p.m. Emporia, Kansas  
Jones Field at Welch Stadium



VS.



Emporia State

Missouri Western

**Saturday, October 27, 2007**

2 p.m. Kirksville, Missouri  
Stokes Stadium



At



Emporia State

Truman

**Saturday, November 3, 2007**

1 p.m. Emporia, Kansas  
Jones Field at Welch Stadium



VS.



Emporia State

Northwest Missouri St.

**Saturday, November 10, 2007**

2 p.m. Pittsburg, Kansas  
Smith Stadium



At



Emporia State

Pittsburg State

# 2007 OPPONENTS



## WESTERN STATE (COLORADO) Saturday, September 1 - 1 p.m. Mountaineer Bowl • Gunnison, Colo.

### University Information

Location.....Gunnison, Colo.  
Enrollment.....2,400  
Nickname.....Mountaineers  
Colors.....Crimson and Slate  
Conference.....RMAC  
Stadium.....Mountaineer Bowl  
Surface.....Natural Grass  
President.....Dr. Jay Helman  
Athletic Director.....Dr. Greg Waggoner

### Team Information

Head Coach.....Pat Stewart (Western St. '90)  
At WSC.....3-8 (One Year)  
Overall.....Same  
Office Phone.....(970) 943-2080  
Best Time To Reach.....Mornings  
Assistants.....Brent Illum, Carl Iverson  
.....David Pena, Kevin Stanley, C.J. Teply,  
.....Jeff Williamson  
2006 Record.....3-8  
2006 RMAC Record and Finish.....2-6 (8th)  
Lettermen Ret.....35  
Lettermen Lost.....21  
Starters Ret.....16 (5 Off., 9 Def., 2 Spec.)  
Starters Lost.....11 (5 Off., 5 Def., 1 Spec.)  
Basic Offense.....Pro Set  
Basic Defense.....3-4  
Series Record.....ESU leads 6-0-0  
Current Streak.....ESU W (6)  
Last Meeting.....ESU 23-15 (1990)

### Sports Information

S.I.D.....Bobby Heiken  
Office Phone.....(970) 943-2831  
Press Box Phone.....(970) 943-3270  
FAX.....(970) 943-2754  
E-Mail.....bheiken@western.edu



**Coach**  
**Pat Stewart**



**Wide Receiver**  
**J.R. Finley**



### Series History

- 1990.....at ESU 23, WSC 15  
1989.....ESU 35, at WSC 21  
1988.....at ESU 26, WSC 0  
1987.....ESU 35, at WSC 30  
1986.....at ESU 35, WSC 6  
1985.....ESU 35, at WSC 0
- Overall
    - ESU leads series 6-0
  - In Emporia
    - ESU leads 3-0
  - In Gunnison
    - ESU leads 3-0
  - Longest ESU winning streak
    - 6 games - 1985-1990
  - Largest ESU margin of victory
    - 35 in 1985 (ESU 35, WSC 0)
  - Most points scored by ESU
    - 35, 4 times
  - Most points scored by WSC
    - 30, ESU 35 in 1987
  - Last ESU win
    - at ESU 23, WSC 15 in 1990
  - Last ESU win in Emporia
    - at ESU 23, WSC 15 in 1990
  - Last ESU win in Gunnison
    - ESU 35, WSC 21 in 1989

### 2007 Schedule

8/25 at Fort Hays State 7:00 p.m.  
9/1 Emporia State 1:00 p.m.  
9/15 New Mexico High. 1:00 p.m.  
9/22 West. New Mexico 1:00 p.m.  
9/29 Fort Lewis 1:00 p.m.  
10/6 at UN-Kearney 1:00 p.m.  
10/13 Mesa State 1:00 p.m.  
10/20 at Panhandle St. 1:00 p.m.  
10/27 at Adams State 7:00 p.m.  
11/3 Chadron State 1:00 p.m.  
11/10 Colorado Mines Noon

### 2006 Results

9/2 at Angelo State L 8-9  
9/9 at Southern Utah L 3-55  
9/16 at New Mexico High. W 14-9  
9/23 Western New Mexico L 0-24  
9/30 at Fort Lewis College L 14-35  
10/7 Nebraska-Kearney L 3-23  
10/14 at Mesa State L 14-31  
10/21 Panhandle State W 66-16  
10/28 at Adams State L 10-28  
11/4 at Chadron State L 0-47  
11/11 Colorado Mines W 21-13



# 2007 OPPONENTS

## CENTRAL OKLAHOMA

**Saturday, September 8 - 6 p.m.**  
**Wantland Stadium • Edmond, Okla.**

### University Information

Location .....Edmond, Okla.  
 Enrollment .....15,500  
 Nickname ..... Bronchos  
 Colors .....Bronze and Blue  
 Conference .....Lone Star  
 Stadium ..... Wantland Stadium  
 Surface .....Artificial  
 President ..... Dr. W. Roger Webb  
 Athletic Director ..... Bill Farley

### Team Information

Head Coach ...Chuck Langston (Oklahoma '95)  
 At UCO ..... 25-18 (Four Year)  
 Overall ..... Same  
 Office Phone .....(405) 974-2514  
 Best Time To Reach ..... Mornings  
 Assistants ..... Steve Patterson, Joe Bowden  
 ..... Calvin Miller, Robert Rubel  
 2006 Record ..... 5-6  
 2006 LSC Record and Finish ..... 4-5 (6th)  
 Lettermen Ret. ....30  
 Lettermen Lost .....21  
 Starters Ret. .... 12 (6 Off., 6 Def., 0 Spec.)  
 Starters Lost ..... 11 (5 Off., 5 Def., 1 Spec.)  
 Basic Offense ..... Multiple  
 Basic Defense ..... 4-3  
 Series Record ..... UCO leads 9-1-1  
 Current Streak .....UCO W (6)  
 Last Meeting ..... UCO 28-25 (1999)


### Sports Information

S.I.D. ....Mike Kirk  
 Office Phone .....(405) 974-2142  
 Press Box Phone .....(405) 974-3174  
 FAX .....(405) 974-3820  
 E-Mail .....mkirk@ucok.edu



**Coach**

**Chuck Langston**



**Linebacker**

**Will Clewis**



### Series History

1999 .....	UCO 28, at ESU 25
1963 .....	UCO 20, ESU 0
1962 .....	UCO 44, ESU 7
1961 .....	UCO 27, ESU 7
1960 .....	UCO 28, ESU 7
1959 .....	UCO 12, ESU 0
1958 .....	ESU 20, UCO 18
1957 .....	UCO 27, ESU 7
1956 .....	UCO 42, ESU 14
1937 .....	ESU 20, UCO 20
1936 .....	UCO 6, ESU 0

#### •Overall

UCO leads series 9-1-1

#### •In Emporia

UCO leads 1-0

#### •Longest ESU winning streak

1 game - 1958

#### •Longest UCO winning streak

6 games - 1959-Present

#### •Largest ESU margin of victory

2 in 1958 (ESU 20, UCO 18)

#### •Largest UCO margin of victory

37 in 1962 (UCO 44, ESU 7)

#### •Most points scored by ESU

25, UCO 28 in 1999

#### •Most points scored by UCO

44, ESU 7 in 1962

#### •Last ESU win

ESU 20, UCO 18 in 1958

#### •Last UCO win

UCO 28, ESU 25 in 1999

### 2007 Schedule

9/1	Abilene Christian	6:00 p.m.
9/8	Emporia State	6:00 p.m.
9/15	at Angelo State	6:00 p.m.
9/22	Eastern New Mexico	6:00 p.m.
9/29	at A & M Commerce	7:00 p.m.
10/4	at East Central	7:00 p.m.
10/20	at SE Oklahoma	2:00 p.m.
10/27	SW Oklahoma	6:00 p.m.
11/3	at West Tex. A & M	2:00 p.m.
11/10	Northeastern State	2:00 p.m.

### 2006 Results

8/31	Missouri Western	L 29-32
9/7	at Abilene Christian	L 18-24
9/16	Angelo State	W 30-24
9/23	Eastern New Mexico	W 19-16
9/30	A & M Commerce	W 10-3
10/5	East Central	W 37-0
10/14	Northern Oklahoma	W 31-26
10/21	Southeastern Okla.	L 7-9
10/28	Southwestern Okla.	L 22-25
11/4	West Texas A & M	L 7-38
11/11	Northeastern State	L 23-26



# 2007 OPPONENTS



## SOUTHWEST BAPTIST

**Saturday, September 15 - 1 p.m.**

**Jones Field at Welch Stadium • Emporia**

### University Information

Location.....Bolivar, Mo.  
 Enrollment.....3,500  
 Nickname..... Bearcats  
 Colors.....Purple and White  
 Conference.....MIAA  
 Stadium.....Plaster Stadium (3,000)  
 Surface.....Grass  
 President.....Dr. C. Pat Taylor  
 Athletic Director.....Brent Good

### Team Information

Head Coach.....Keith Allen (Oklahoma '97)  
 At SBU.....First Year  
 Overall.....Same  
 Office Phone.....(417) 328-1798  
 Best Time To Reach.....Mornings  
 Assistants....Zach Wilkerson, David Rogers,  
 ....E.J. Junior, Tracy Hayworth, J.C. Dawkins  
 2006 Record.....1-10  
 2006 MIAA Record and Finish.....1-8 (10th)  
 Lettermen Ret.....14  
 Lettermen Lost.....13  
 Starters Ret.....13 (7 Off., 6 Def., 0 Spec.)  
 Starters Lost.....10 (4 Off., 4 Def., 2 Spec.)  
 Basic Offense.....Multiple Pro  
 Basic Defense.....4-2  
 Series Record.....ESU leads 13-3-0  
 Current Streak.....ESU W (6)  
 Last Meeting.....ESU 35-31 (2006)

### Sports Information

S.I.D.....Mike Pitts  
 Office Phone.....(417) 328-1799  
 Press Box Phone.....(417) 328-1778  
 FAX.....(417) 328-1745  
 E-Mail.....mpitts@sbuniv.edu



**Coach  
Keith Allen**



**Quarterback  
Nick Smart**



### 2007 Schedule

8/30 at Harding 6:00 p.m.  
 9/8 at SE Missouri 6:00 p.m.  
 9/15 at Emporia State 1:00 p.m.  
 9/22 Missouri Southern 6:00 p.m.  
 9/29 at NW Missouri 6:00 p.m.  
 10/6 Truman 2:00 p.m.  
 10/13 at Missouri Western 1:30 p.m.  
 10/20 Pittsburg State 1:30 p.m.  
 10/27 Central Missouri 1:30 p.m.  
 11/4 at Ft. Hays State 1:30 p.m.  
 11/10 Washburn 1:30 p.m.

### 2006 Results

8/31 Harding L 30-42  
 9/9 at Missouri State L 14-45  
 9/16 at Missouri Southern L 21-42  
 9/23 Emporia State L 31-35  
 9/30 at Washburn L 23-56  
 10/7 Ft. Hays State W 39-21  
 10/14 at Central Missouri L 24-49  
 10/21 at Pittsburg State L 20-63  
 10/28 Missouri Western L 21-24  
 11/4 at Truman L 28-45  
 11/11 Northwest Missouri L 9-55

### Series History

2006	.....	ESU 35, at SBU 31
2005	.....	at ESU 45, SBU 28
2004	.....	ESU 34, at SBU 20
2003	.....	at ESU 20, SBU 9
2002	.....	at ESU 21, SBU 13
2001	.....	at SBU 17, ESU 10
2000	.....	ESU 34, at SBU 13
1999	.....	at ESU 31, SBU 0
1998	.....	ESU 39, at SBU 14
1997	.....	at ESU 46, SBU 7
1996	.....	ESU 42, at SBU 7
1995	.....	SBU 35, at ESU 30
1994	.....	ESU 31, at SBU 14
1993	.....	at ESU 42, SBU 6
1992	.....	ESU 45, at SBU 6
1991	.....	SBU 42, at ESU 20

### •Overall

- ESU leads series 13-3
- In Emporia
  - ESU leads 6-2
- In Bolivar
  - ESU leads 7-1
- Longest ESU winning streak
  - 5 games - 1996-2000 & 2002-Present
- Longest SBU winning streak
  - 1 game - 3 times
- Largest ESU margin of victory
  - 39 in 1997 (ESU 46, SBU 7)
- Largest SBU margin of victory
  - 22 in 1991 (SBU 42, ESU 20)
- Most points scored by ESU
  - 46, SBU 7 in 1997
- Most points scored by SBU
  - 42, ESU 20 in 1991
- Last ESU win
  - at ESU 35, SBU 31 in 2006
- Last ESU win in Emporia
  - at ESU 45, SBU 28 in 2005
- Last ESU win in Bolivar
  - ESU 35, SBU 31 in 2006
- Last SBU win
  - at SBU 17, ESU 10 in 2001
- Last SBU win in Emporia
  - SBU 35, ESU 30 in 1995
- Last SBU win in Bolivar
  - SBU 17, ESU 10 in 2001



# 2007 OPPONENTS

## FORT HAYS STATE

**Saturday, September 22 • 7 p.m.**  
**Lewis Field • Hays, Kan.**

### University Information

Location..... Hays, Kan.  
 Enrollment..... 9,000  
 Nickname..... Tigers  
 Colors..... Black and Gold  
 Conference..... MIAA  
 Stadium..... Lewis Field (6,362)  
 Surface..... Artificial Turf  
 President..... Dr. Edward H. Hammond  
 Athletic Director..... Curtis Hammeke

### Team Information

Head Coach .... Kevin Verdugo (Colo. St. '91)  
 At FHSU ..... 3-18 (Two Years)  
 Overall ..... Same  
 Office Phone..... (785) 628-4399  
 Best Time To Reach .... Weekdays Mornings  
 Assistants... Shawn Mennenga, A.J. Blazek,  
 ..... Doug McFadden, Phil Ockinga  
 2006 Record..... 1-10  
 2006 MIAA Record and Finish ..... 1-8 (9th)  
 Lettermen Ret. .... 33  
 Lettermen Lost ..... 21  
 Starters Ret. .... 18 (6 Off., 5 Def., 7 Spec.)  
 Starters Lost..... 11 (5 Off., 6 Def., 0 Spec.)  
 Basic Offense..... Multiple  
 Basic Defense..... 4-3  
 Series Record..... ESU leads 47-31-2  
 Current Streak..... ESU W (6)  
 Last Meeting..... ESU 48-10 (2006)

### Sports Information

S.I.D..... Ryan Prickett  
 Office Phone ..... (785) 628-5903  
 Cell Phone..... (785) 635-0434  
 Press Box Phone ..... (785) 628-5800/5316  
 FAX ..... (785) 628-4383  
 E-Mail ..... rprickett@fhsu.edu

### 2007 Schedule

8/25 Western State 7:00 p.m.  
 9/8 Colorado Mines 7:00 p.m.  
 9/15 at Washburn 1:00 p.m.  
 9/22 Emporia State 7:00 p.m.  
 9/29 at Truman 6:00 p.m.  
 10/6 Missouri Western 2:00 p.m.  
 10/13at Missouri Southern 2:00 p.m.  
 10/20 Northwest Missouri 2:00 p.m.  
 10/27at Pittsburg State 2:00 p.m.  
 11/3 Southwest Baptist 2:00 p.m.  
 11/10at Central Missouri 1:30 p.m.

### 2006 Results

9/2 TAMU-Commerce L 14-17  
 9/9 at Colo. Mines L 24-31  
 9/16 at Emporia State L 10-48  
 9/23 Washburn L 7-37  
 9/30 Central Missouri L 14-37  
 10/7 at Southwest Baptist L 21-39  
 10/14 Pittsburg State L 28-35  
 10/21at Northwest Missouri L 0-59  
 10/28 Missouri Southern W 10-0  
 11/4 at Missouri Western L 10-24  
 11/11 Truman L 15-40



**Coach**  
**Kevin Verdugo**



**Runningback**  
**Jordan Hickle**



### Series History

2006..... at ESU 48, FHSU 10	1933..... FHSU 15, ESU 6
2005..... ESU 52, at FHSU 13	1932..... FHSU 13, ESU 6
2004..... at ESU 13, FHSU 10	1931..... ESU 26, FHSU 0
2003..... ESU 31, at FHSU 21	1930..... ESU 0, FHSU 0
2002..... at ESU 38, FHSU 7	1929..... ESU 6, FHSU 0
2001..... ESU 38, at FHSU 21	1928..... ESU 34, FHSU 0
2000..... FHSU 16, at ESU 10	1927..... ESU 26, FHSU 0
1999..... ESU 31, at FHSU 14	1926..... ESU 14, FHSU 0
1998..... at ESU 41, FHSU 3	1925..... ESU 13, FHSU 3
1997..... ESU 51, at FHSU 35	1924..... ESU 20, FHSU 2
1996..... FHSU 42, at ESU 30	1923..... ESU 26, FHSU 3
1995..... at FHSU 43, ESU 16	*FHSU forfeited win
1994..... at ESU 24, FHSU 17	**ESU lost by forfeit
1993..... at FHSU 17, ESU 7	(NCAA counts on field results in win
1992..... at ESU 24, FHSU 17	loss record)
1991..... ESU 28, at FHSU 27	
1990..... FHSU 11, at ESU 8	•All-time series
1989..... ESU 34, at FHSU 21	ESU leads series 47-31-2
1988..... at ESU 37, FHSU 10	•In Emporia
1987..... at FHSU 40, ESU 20	ESU leads 9-6 (since 1977)
1986..... at ESU 25, FHSU 16	•In Hays
1985..... at FHSU 35, ESU 26	ESU leads 8-7 (since 1977)
1984..... at ESU 17, FHSU 7	•As NCAA Division II members
1983..... at FHSU 43, ESU 10	ESU leads 12-4
1982..... FHSU 29, at ESU 28	•Longest ESU winning streak
1981..... at FHSU 16, ESU 15	7 games - 1968-74 & 1923-29
1980..... FHSU 34, at ESU 6	•Longest FHSU winning streak
1979..... at FHSU 31, ESU 21	6 games 1978-83
1978..... FHSU 27, at ESU 17	•Largest ESU margin of victory
1977..... ESU 10, at FHSU 0	40 in 1942 (ESU 40, FHSU 0)
1976..... FHSU 6, ESU 2	•Largest FHSU margin of victory
1975..... FHSU 20, ESU 8	35 in 1965 (FHSU 42, ESU 7)
1974..... ESU 28, FHSU 12	•Most points scored by ESU
1973..... ESU 15, FHSU 9	52, at FHSU 13 in 2005
1972..... ESU 17, FHSU 7	•Most points scored by FHSU
1971..... ESU 23, FHSU 21	43, ESU 16 in 1995/ESU 10 in 1983
1970..... ESU 42, FHSU 31	•Last ESU win
1969..... ESU 34, FHSU 7	at ESU 48, FHSU 10 in 2006
1968..... ESU 41, FHSU 21	•Last ESU win in Emporia
1967..... FHSU 26, ESU 7	ESU 48, FHSU 10 in 2006
1966..... FHSU 27, ESU 13	•Last ESU win in Hays
1965..... FHSU 42, ESU 7	ESU 52, at FHSU 13 in 2005
1964..... FHSU 20, ESU 19	•Last FHSU win
1963..... FHSU 28, ESU 13	FHSU 16, at ESU 10 in 2000
1962..... ESU 14, FHSU 13	•Last FHSU win in Emporia
1961..... FHSU 12, ESU 7*	FHSU 16, at ESU 10 in 2000
1960..... ESU 26, FHSU 14	•Last FHSU win in Hays
1959..... ESU 26, FHSU 0	FHSU 43, ESU 16 in 1995
1958..... ESU 7, FHSU 7	•FHSU did not score from 1926-1931
1956..... ESU 14, FHSU 13	
1955..... FHSU 32, ESU 20	
1954..... FHSU 20, ESU 6	
1953..... ESU 20, FHSU 7	
1952..... ESU 20, FHSU 6	
1951..... ESU 14, FHSU 7	
1950..... ESU 27, FHSU 0	
1949..... FHSU 9, ESU 0	
1948..... ESU 26, FHSU 0	
1947..... ESU 39, FHSU 7	
1946..... FHSU 25, ESU 6	
1942..... ESU 40, FHSU 0	
1941..... ESU 22, FHSU 19	
1940..... ESU 6, FHSU 0	
1939..... ESU 27, FHSU 0	
1938..... FHSU 14, ESU 0	
1937..... ESU 14, FHSU 6	
1936..... FHSU 15, ESU 7	
1935..... FHSU 2, ESU 0**	
1934..... FHSU 15, ESU 0	

# 2007 OPPONENTS



## MISSOURI SOUTHERN

**Saturday, September 29 • 6 p.m.**  
**Fred G. Hughes Stadium • Joplin, Mo.**

### University Information

Location..... Joplin, Mo.  
 Enrollment .....5,740  
 Nickname..... Lions  
 Colors ..... Green and Gold  
 Conference..... (MIAA)  
 Stadium ..... Fred G. Hughes Stadium (7,000)  
 Surface ..... SprintTurf  
 President ..... Dr. Julio S. Leon  
 Athletic Director..... Sallie Beard

### Team Information

Head Coach .... Bart Tatum (Austin College '91)  
 Years at MSSU ..... 5-6 (One Year)  
 Overall ..... same  
 Office Phone..... (417) 625-9317  
 Best Time To Reach ..... Mornings  
 Assistants ..... Daryl Daye, Matt Karleskint,  
 ..... Casey Meile, Mike Mutz, Matt Plunkett,  
 ..... John Tatum  
 2006 Record..... 5-6  
 2006 MIAA Record and Finish ..... 3-6 / 6th  
 Lettermen Ret. .... 49  
 Lettermen Lost ..... 21  
 Starters Ret. .... 16 (8 Off., 6 Def., 2 Spec.)  
 Starters Lost ..... 8 (3 Off., 5 Def., 0 Spec.)  
 Basic Offense ..... Multiple-Pro  
 Basic Defense ..... 4-4  
 Series Record..... MSSU leads 19-15  
 Current Streak ..... MSSU W (1)  
 Last Meeting..... MSSU 34-33 (2006)

### Sports Information

S.I.D..... Justin Maskus  
 Office Phone ..... (417) 625-9359  
 Cell Phone..... (417) 437-4513  
 Press Box Phone ..... (417) 659-4384  
 FAX ..... (417) 625-9397  
 E-Mail ..... maskus-j@mssu.edu



**Coach**  
**Bart Tatum**



**Quarterback**  
**Adam Hinspeter**



### Series History

2006.....	MSSU 34, at ESU 33
2005.....	ESU 22, at MSSU 21
2004.....	at ESU 46, MSSU 43
2003.....	#11 ESU 31, at MSSU 7
2002.....	#23 ESU 46, at MSSU 16
2001.....	MSSU 23, at ESU 17 2OT
2000.....	at ESU 24, MSSU 0
1999.....	at MSSU 29, ESU 12
1998.....	at ESU 63, MSSU 17
1997.....	at MSSU 40, ESU 39 OT
1996.....	#18 MSSU 22, at ESU 20
1995.....	ESU 26, at MSSU 21
1994.....	at ESU 17, MSSU 7
1993.....	at #6 MSSU 39, ESU 17
1992.....	at ESU 28, MSSU 7
1991.....	at MSSU 45, #19 ESU 9
1988.....	#4 ESU 45, at MSSU 22
1987.....	at #8 ESU 26, MSSU 7
1986.....	at #12 ESU 11, MSSU 0
1985.....	at MSSU 34, #13 ESU 26
1984.....	#10 MSSU 24, at ESU 6
1983.....	at #2 MSSU 41, ESU 6
1982.....	MSSU 34, at ESU 28
1981.....	at MSSU 21, ESU 9
1980.....	MSSU 14, at ESU 7
1979.....	ESU 21, at MSSU 10
1978.....	at MSSU 17, ESU 0
1977.....	at ESU 15, #11 MSSU 13
1976.....	MSSU 28, at ESU 6
1975.....	at MSSU 20, ESU 13
1973.....	at ESU 30, MSSU 24
1972.....	at MSSU 14, ESU 9
1971.....	at MSSU 18, ESU 3
1970.....	MSSU 39, at ESU 6

- Overall  
 MSSU leads series 19-15
- In Emporia  
 ESU leads 9-8
- In Joplin  
 MSSU leads 11-6
- Longest ESU winning streak  
 4 games - 2002-2005
- Longest MSSU winning streak  
 6 games - 1980-1985
- Largest ESU margin of victory  
 46 in 1998 (ESU 63, MSSU 17)
- Largest MSSU margin of victory  
 36 in 1991 (MSSU 45, ESU 9)
- Most points scored by ESU  
 63, MSSU 17 in 1998
- Most points scored by MSSU  
 45, ESU 9 in 1991
- Last ESU win  
 ESU 22, at MSSU 21 in 2005
- Last ESU Win in Joplin  
 ESU 22, at MSSU 21 in 2005
- Last ESU win in Emporia  
 at ESU 46, MSSU 43 in 2004
- Last MSSU win  
 MSSU 34, at ESU 33 in 2006
- Last MSSU win in Joplin  
 MSSU 29, ESU 12 in 1999
- Last MSSU win in Emporia  
 MSSU 34, at ESU 33 in 2006

### 2007 Schedule

9/2	at Haskell	7:00 p.m.
9/9	Harding	6:00 p.m.
9/16	Pittsburg State	6:00 p.m.
9/23	at Southwest Baptist	6:00 p.m.
9/30	Emporia State	6:00 p.m.
10/6	at Washburn	1:00 p.m.
10/14	Ft. Hays State	2:00 p.m.
10/21	at Central Missouri	1:30 p.m.
10/28	at Missouri Western	1:30 p.m.
11/4	Truman	2:00 p.m.
11/11	at Northwest Missouri	1:00 p.m.

### 2006 Results

9/2	Quachita Baptist	W 28-22
9/9	at Harding	W 30-27
9/16	Southwest Baptist	W 42-21
9/23	at Pittsburg State	L 24-48
9/30	Northwest Missouri	L 7-24
10/7	at Truman	L 28-35
10/14	Missouri Western	L 17-24
10/21	Central Missouri	W 31-26
10/28	at Ft. Hays State	L 0-10
11/4	Washburn	L 13-14
11/11	at Emporia State	W 34=33

# 2007 OPPONENTS

## CENTRAL MISSOURI

Saturday, October 6 - 1 p.m.

Jones Field at Welch Stadium • Emporia

### University Information

Location.....Warrensburg, Mo.  
 Enrollment.....11,000  
 Nickname.....Mules  
 Colors.....Cardinal and Black  
 Conference.....(MIAA)  
 Stadium .Audrey J. Walton Stadium (12,000)  
 Surface .....Sprint Turf  
 President .....Dr. Aaron Podolefsky  
 Athletic Director.....Jerry Hughes

### Team Information

Head Coach .... Willie Fritz (Pittsburg St. '83)  
 Record at UCM.....75-36-1 (Ten Years)  
 Overall .....Same  
 Office Phone.....(660) 543-8297  
 Best Time To Reach ..... Mornings  
 Assistants .....Scott Grinde, Jeff Conway,  
 .....Chuck Clemens, Theron Aych,  
 .....Gregg Nesbitt,  
 2006 Record.....5-6  
 2006 MIAA Record and Finish .....3-6 /6th  
 Lettermen Ret. ....36  
 Lettermen Lost .....12  
 Starters Ret. ....16 (5 Off., 7 Def., 3 Spec.)  
 Starters Lost.....10 (6 Off., 4 Def., 0 Spec. )  
 Basic Offense .....Multiple  
 Basic Defense .....4-4  
 Series Record.....UCM Leads 32-18-4  
 Current Streak.....UCM W (7)  
 Last Meeting.....UCM 48-21 (2006)

### Sports Information

S.I.D.....Rob McCutcheon  
 Office Phone .....(660) 543-4312  
 Home Phone .....(660) 441-1845  
 Press Box Phone .....(660) 543-4905  
 FAX .....(660) 543-8034  
 E-Mail .....mccutcheon@cmsu.edu



**Coach**  
**Willie Fritz**



**Safety**  
**Kendall Ricketts**



### 2007 Schedule

8/23 at Minn. St-Mankato 7:00 p.m.  
 9/8 Concordia St. Paul 1:30 p.m.  
 9/15 Truman 1:30 p.m.  
 9/22 at Washburn 1:00 p.m.  
 9/29 Pittsburg State 1:30 p.m.  
 10/6 at Emporia State 1:00 p.m.  
 10/13 at NW Missouri 1:00 p.m.  
 10/20 Missouri Southern 1:30 p.m.  
 10/27 at Southwest Baptist 1:30 p.m.  
 11/3 at Missouri Western 1:30 p.m.  
 11/10 Fort Hays State 1:30 p.m.

### 2006 Results

9/2 at Lincoln (Mo.) W 78-0  
 9/9 Dakota (SD) State W 52-0  
 9/16 Washburn L 10-14  
 9/23 at Truman L 21-24  
 9/30 at Ft. Hays State W 37-14  
 10/7 Missouri Western L 20-30  
 10/14 Southwest Baptist W 49-24  
 10/21 at Missouri Southern L 26-31  
 10/28 Northwest Missouri L 14-31  
 11/4 Emporia State W 48-21  
 11/11 at Pittsburg State L 30-35

### Series History

2006 .....at UCM 48, ESU 21  
 2005 .....UCM 21, at ESU 14  
 2004 .....at UCM 35, ESU 33  
 2003 .....UCM 28, at ESU 18  
 2002 .....at UCM 41, ESU 13  
 2001 ...UCM 40, at ESU 34 (2OT)  
 2000 .....at UCM 34, ESU 21  
 1999 .....at ESU 41, UCM 12  
 1998 .....ESU 56, at UCM 24  
 1997 .....at ESU 50, UCM 10  
 1996 .....ESU 32, at UCM 22  
 1995 .....UCM 52, at ESU 22  
 1994 .....at UCM 33, ESU 20  
 1993 .....UCM 17, at ESU 3  
 1992 .....at UCM 9, ESU 7  
 1991 .....at ESU 44, UCM 17  
 1981 .....UCM 16, at ESU 7  
 1980 .....at UCM 17, ESU 11  
 1979 .....at ESU 21, UCM 0  
 1978 .....ESU 24, UCM 23  
 1977 .....UCM 25, ESU 20  
 1976 .....UCM 18, ESU 7  
 1975 .....UCM 20, ESU 3  
 1974 .....UCM 27, ESU 0  
 1973 .....ESU 56, UCM 10  
 1972 .....ESU 20, UCM 10  
 1971 .....UCM 10, ESU 7  
 1970 .....UCM 23, ESU 16  
 1969 .....UCM 56, ESU 45  
 1968 .....ESU 41, UCM 41  
 1967 .....UCM 41, ESU 14  
 1966 .....UCM 23, ESU 14  
 1965 .....UCM 7, ESU 6  
 1964 .....UCM 21, ESU 0  
 1963 .....ESU 13, UCM 7  
 1962 .....ESU 0, UCM 0  
 1961 .....UCM 12, ESU 7  
 1960 .....UCM 21, ESU 12  
 1959 .....UCM 23, ESU 21  
 1958 .....ESU 25, UCM 0  
 1929 .....ESU 19, UCM 0  
 1915 .....ESU 16, UCM 16  
 1914 .....ESU 49, UCM 0  
 1913 .....UCM 14, ESU 13  
 1912 .....UCM 34, ESU 13  
 1911 .....ESU 9, UCM 5  
 1909 .....ESU 0, UCM 0  
 1908 .....ESU 12, UCM 0  
 1907 .....UCM 12, ESU 0  
 1906 .....ESU 10, UCM 0  
 1905 .....ESU 34, UCM 6

### Overall

- UCM leads series 33-17-4
- In Emporia (since 1979)  
UCM leads 6-4
- In Warrensburg (since 1979)  
UCM leads 7-2
- Longest ESU winning streak  
4 games - 1996-99
- Longest UCM winning streak  
7 games, 2000-present
- Largest ESU margin of victory  
46 in 1973 (ESU 56, UCM 10)
- Largest UCM margin of victory  
30 in 1995 (UCM 52, ESU 22)
- Most points scored by ESU  
56, (2x) UCM 24 in 1998; UCM  
10 in 1973
- Most points scored by UCM  
56, ESU 45 in 1969
- Last ESU win  
at ESU 41, UCM 12 in 1999
- Last ESU win in Emporia  
ESU 41, UCM 12 in 1999
- Last ESU win in Warrensburg  
ESU 56, UCM 24 in 1998
- Last UCM win  
at UCM 48, ESU 21 in 2006
- Last UCM win in Emporia  
UCM 21, at ESU 14 in 2005
- Last UCM win in Warrensburg  
at UCM 48, ESU 21 in 2006

# 2007 OPPONENTS



## WASHBURN

**Saturday, October 13 - 1 p.m.**

**Jones Field at Welch Stadium • Emporia**

### University Information

Location..... Topeka, Kan.  
 Enrollment..... 7,500  
 Nickname..... Ichabods  
 Colors..... Yale Blue and White  
 Conference..... MIAA  
 Stadium . Yager Stadium/Moore Bowl (7,200)  
 Surface ..... Sportexe Field  
 President..... Dr. Jerry Farley  
 Athletic Director..... Loren Ferre'

### Team Information

Head Coach .Craig Schurig(Colo. Mines `87)  
 At WU ..... 32-25 (Five Years)  
 Overall..... Same  
 Office Phone..... (785) 231-1340  
 Best Time To Reach..... 10a.m.-Noon  
 Assistants..... Brian Miller, Chris Brown,  
 .....Cooper Harris, David Trupp, Rob Robinson  
 2006 Record..... 7-4  
 2006 MIAA Record and Finish..... 6-3/4th  
 Lettermen Ret.....36  
 Lettermen Lost.....16  
 Starters Ret. .... 14 (6 Off., 7 Def., 1 Spec.)  
 Starters Lost..... 11 (5 Off., 5 Def., 1 Spec.)  
 Basic Offense.....West Coast-Pro Set  
 Basic Defense..... 4-4  
 Series Record..... ESU leads 51-46-6  
 Current Streak.....WU W (3)  
 Last Meeting..... WU 37-6 (2006)

### Sports Information

S.I.D..... Gene Cassell  
 Office Phone ..... (785) 670-1791  
 Cell Phone..... (785) 969-7577  
 Home Phone ..... (785) 357-5094  
 Press Box Phone ..... (785) 231-1563  
 FAX ..... (785) 231-1091  
 E-Mail ..... gene.cassell@washburn.edu



**Coach  
Craig Schurig**



**Quarterback  
Jordan Brill**



### 2007 Schedule

8/25	Chadron State	Noon
9/1	at Colorado Mines	Noon
9/15	Fort Hays State	1:00 p.m.
9/22	Central Missouri	1:00 p.m.
9/29	at Missouri Western	2:00 p.m.
10/6	Missouri Southern	1:00 p.m.
10/13	at Emporia State	1:00 p.m.
10/20	Truman	1:00 p.m.
10/27	at Northwest Mo.	1:30 p.m.
11/4	Pittsburg State	1:00 p.m.
11/11	at Southwest Baptist	1:30 p.m.

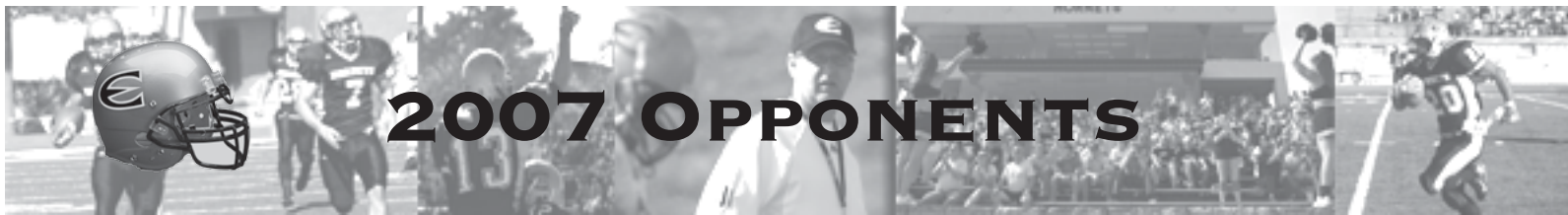
### 2006 Results

9/2	Colo. Mines	W 41-21
9/9	at Western Washington	L 13-16
9/16	at Central Missouri	W 14-10
9/23	at Ft. Hays State	W 37-7
9/30	Southwest Baptist	W 56-23
10/7	at Pittsburg State	L 14-29
10/14	Northwest Missouri	L 26-31
10/21	at Truman	L 6-37
10/28	Emporia State	W 37-6
11/4	at Missouri Southern	W 14-13
11/11	Missouri Western	W 16-3

### Series History

2006	.....at WU 37, ESU 6	1933	.....ESU 7, WU 6
2005	.....WU 42, at ESU 14	1932	.....ESU 0, WU 0
2004	.....at WU 28, ESU 10	1931	.....WU 20, ESU 7
2003	.....at ESU 35, WU 28 OT	1930	.....WU 13, ESU 6
2002	.....at WU 34, ESU 21	1929	.....WU 6, ESU 2
2001	.....at ESU 39, WU 18	1928	.....ESU 45, WU 6
2000	.....ESU 35, at WU 21	1927	.....ESU 20, WU 7
1999	.....at ESU 45, WU 20	1926	.....ESU 35, WU 0
1998	.....ESU 35, at WU 27	1925	.....ESU 6, WU 0
1997	.....at ESU 64, WU 35	1924	.....ESU 18, WU 0
1996	.....ESU 40, at WU 35	1923	.....ESU 7, WU 7
1995	.....at ESU 25, WU 24	1922	.....ESU 34, WU 0
1994	.....ESU 43, at WU 7	1921	.....ESU 13, WU 10
1993	.....at ESU 37, WU 19	1920	.....ESU 7, WU 7
1992	.....ESU 25, at WU 18	1919	.....WU 20, ESU 6
1991	.....at ESU 49, WU 18	1918	.....WU 22, ESU 3
1988	.....at WU 59, ESU 46	1917	.....ESU 0, WU 0
1987	.....*WU 28, at ESU 21	1916	.....ESU 23, WU 7
1986	.....at ESU 22, WU 16	1915	.....ESU 7, WU 7
1985	.....at WU 25, ESU 18	1914	.....ESU 19, WU 0
1984	.....at ESU 14, WU 0	1913	.....WU 41, ESU 7
1983	.....at WU 41, ESU 7	1912	.....ESU 7, WU 6
1982	.....ESU 20, at WU 13	1911	.....WU 8, ESU 0
1981	.....at WU 17, ESU 10	1910	.....ESU 14, WU 12
1980	.....at ESU 45, WU 7	1909	.....WU 24, ESU 6
1979	.....ESU 17, at WU 11	1908	.....WU 6, ESU 0
1978	.....WU 17, at ESU 7	1907	.....WU 18, ESU 0
1977	.....at WU 40, ESU 12	1906	.....WU 6, ESU 0
1976	.....WU 21, at ESU 0	1905	.....WU 29, ESU 6
1975	.....at WU 42, ESU 13	1904	.....WU 21, ESU 0
1974	.....WU 36, at ESU 15	1903	.....ESU 0, WU 0
1973	.....WU 20, at ESU 10	1902	.....WU 6, ESU 0
1972	.....at ESU 41, WU 7	1901	.....WU 6, ESU 0
1971	.....ESU 3, at WU 0	1899	.....ESU 11, WU 0
1970	.....WU 34, at ESU 21		
1969	.....at ESU 28, WU 14		
1968	.....ESU 47, at WU 19		
1967	.....at ESU 34, WU 7		
1966	.....ESU 12, at WU 6		
1965	.....WU 21, at ESU 0		
1964	.....at WU 19, ESU 6		
1963	.....WU 32, at ESU 6		
1962	.....at WU 7, ESU 6		
1961	.....at ESU 26, WU 10		
1960	.....ESU 7, WU 6		
1959	.....ESU 24, WU 13		
1958	.....ESU 27, WU 6		
1957	.....WU 25, ESU 0		
1956	.....WU 34, ESU 6		
1955	.....WU 26, ESU 6		
1954	.....WU 14, ESU 6		
1953	.....WU 21, ESU 0		
1952	.....ESU 7, WU 6		
1951	.....WU 14, ESU 13		
1950	.....ESU 27, WU 19		
1949	.....ESU 19, WU 14		
1948	.....ESU 7, WU 0		
1947	.....ESU 12, WU 6		
1946	.....WU 20, ESU 12		
1942	.....ESU 12, WU 0		
1941	.....ESU 20, WU 12		
1940	.....ESU 38, WU 7		
1939	.....WU 12, ESU 0		
1938	.....WU 19, ESU 6		
1937	.....ESU 12, WU 6		
1936	.....ESU 14, WU 7		
1935	.....WU 12, ESU 7		
1934	.....ESU 14, WU 6		

- \*Overall  
ESU leads series 51-46-6
- \*In Emporia (since 1961)  
ESU leads 14-9
- \*In Topeka (since 1961)  
WU leads 11-10
- \*Longest ESU winning streak  
11 games - 1991-2001
- \*Longest WU winning streak  
6 games - 1904-09, 1973-79
- \*Largest ESU margin of victory  
39 in 1928 (ESU 45, WU 6)
- \*Largest WU margin of victory  
34 in 1913, 1983 (WU 41, ESU 7)
- \*Last ESU win  
at ESU 35, WU 28 OT in 2003
- \*Last ESU win in Emporia  
at ESU 35, WU 28 OT in 2003
- \*Last ESU win in Topeka  
ESU 35, at WU 21 in 2000
- \*Last WU win  
at WU 37, ESU 6 in 2006
- \*Last WU win in Emporia  
WU 42, at ESU 14 in 2005
- \*Last WU win in Topeka  
at WU 37, ESU 6 in 2006



# 2007 OPPONENTS

## MISSOURI WESTERN

**Saturday, October 21 - 2 p.m.**  
**Spratt Stadium • St. Joseph, Mo.**

### University Information

Location..... St. Joseph, Mo.  
 Enrollment .....5,200  
 Nickname..... Griffons  
 Colors ..... Black and Gold  
 Conference..... MIAA  
 Stadium ..... Spratt Memorial Stadium (6,000)  
 Surface ..... Turf  
 President ..... Dr. James Scanlon  
 Athletic Director..... Mark Linder

### Team Information

Head Coach .....Jerry Partridge (MWSC '85)  
 At MWSC..... 71-43 (11 Years)  
 Overall ..... Same  
 Office Phone..... (816) 271-4499  
 Best Time To Reach ..... Mornings  
 Assistants ..... Tyler Fenwick, Regi Trotter  
 ..... Jay Eilers, Matt Williamson, Aaron Bell  
 ..... Mike Burton, Chris Eads  
 2006 Record..... 9-3  
 2006 MIAA Record and Finish ..... 7-2/2nd (T)  
 Lettermen Ret. .... 35  
 Lettermen Lost ..... 18  
 Starters Ret. .... 13 (6 Off., 5 Def., 2 Spec.)  
 Starters Lost ..... 11 (5 Off., 6 Def., 0 Spec.)  
 Basic Offense ..... Multiple-Spread  
 Basic Defense ..... 4-3  
 Series Record..... MWSU leads 18-11  
 Current Streak..... MWSU W (2)  
 Last Meeting..... MWSU 24-12 (2006)

### Sports Information

S.I.D..... TBD  
 Office Phone ..... (816) 271-4257  
 Home Phone ..... (816) 232-8582  
 Press Box Phone ..... (816) 271-4257  
 FAX ..... (816) 271-4544  
 E-Mail ..... TBD

### 2007 Schedule

9/1 Baker 6:00 p.m.  
 9/8 at Minnesota Duluth 6:00 p.m.  
 9/15 Northwest Missouri 6:00 p.m.  
 9/22 at Pittsburg State 2:00 p.m.  
 9/29 Washburn 1:30 p.m.  
 10/6 at Ft. Hays State 2:00 p.m.  
 10/13 Southwest Baptist 1:30 p.m.  
 10/20 at Emporia State 1:00 p.m.  
 10/27 Missouri Southern 1:30 p.m.  
 11/3 Central Missouri 1:30 p.m.  
 11/10 at Truman 1:00 p.m.

### 2006 Results

8/31 at Central Okla. W 32-29  
 9/2 St. Cloud State W 27-14  
 9/16 Pittsburg State W 48-35  
 9/23 at NW Missouri L 24-21  
 9/30 Truman W 38-13  
 10/7 at Central Missouri W 30-20  
 10/14 at Mo. Southern W 24-17  
 10/21 Emporia State W 24-12  
 10/28at Southwest Baptist W 24-21  
 11/4 Ft. Hays State W 24-10  
 11/11 at Washburn L 3-16  
 11/18 \*at Midwestern State L 26-28

\*= NCAA Division II Playoffs



**Coach**  
**Jerry Partridge**



**Offensive Lineman**  
**Roger Allen**



### Series History

2006	.....	at MWSU 24, ESU 12
2005	.....	MWSU 21, at ESU 14
<b>2004</b>	.....	<b>ESU 33, at MWSU 30</b>
<b>2003</b>	.....	<b>at ESU 27, MWSU 24</b>
<b>2002</b>	.....	<b>ESU 21, at MWSU 14</b>
2001	.....	MWSU 34, at ESU 14
2000	.....	at MWSU 28, ESU 27
1999	.....	MWSU 27, at ESU 7
<b>1998</b>	.....	<b>ESU 42, at MWSU 34</b>
<b>1997</b>	.....	<b>at ESU 27, MWSU 15</b>
<b>1996</b>	.....	<b>ESU 30, at MWSU 14</b>
1995	.....	MWSU 35, at ESU 28
1994	.....	at MWSU 28, ESU 21
1993	.....	MWSU 26, at ESU 20
<b>1992</b>	.....	<b>ESU 35, at MWSU 30</b>
<b>1991</b>	.....	<b>at ESU 28, MWSU 27</b>
<b>1988</b>	.....	<b>ESU 36, at MWSU 27</b>
<b>1987</b>	.....	<b>at ESU 22, MWSU 6</b>
<b>1986</b>	.....	<b>ESU 32, at MWSU 0</b>
1985	.....	MWSU 10, at ESU 8
1984	.....	at MWSU 28, ESU 6
1983	.....	MWSU 22, at ESU 20
1982	.....	at MWSU 22, ESU 14
1981	.....	at MWSU 35, ESU 14
1980	.....	at MWSU 41, ESU 18
1979	.....	MWSU 31, at ESU 14
1978	.....	MWSU 49, ESU 17
1977	.....	MWSU 27, ESU 9
1976	.....	MWSU 21, ESU 7

- Overall  
 MWSU leads series 18-11
- In Emporia (since 1979)  
 MWSU leads 8-4
- In St. Joseph (since 1979)  
 Series Tied at 7-7
- Longest ESU winning streak  
 5 games - 1986-92
- Longest MWSU winning streak  
 10 games - 1976-85
- Largest ESU margin of victory  
 32 in 1986 (ESU 32, MWSU 0)
- Largest MWSU margin of victory  
 32 in 1978 (MWSU 49, ESU 17)
- Most points scored by ESU  
 42, MWSU 34 in 1998
- Most points scored by MWSU  
 49, ESU 17 in 1978
- Last ESU win  
 ESU 33, at MWSU 30 in 2004
- Last ESU Win in St. Joseph  
 ESU 33, at MWSU 30 in 2004
- Last ESU win in Emporia  
 at ESU 27, MWSU 24 in 2003
- Last MWSU win  
 at MWSU 24, ESU 12 in 2006
- Last MWSU win in St. Joseph  
 MWSU 24, ESU 12 in 2006
- Last MWSU win in Emporia  
 MWSU 21, at ESU 14 in 2005

# 2007 OPPONENTS



## TRUMAN

**Saturday, October 27 - 2 p.m.**  
**Stokes Stadium • Kirksville, Mo.**

### University Information

Location..... Kirksville, Mo.  
 Enrollment.....5,800  
 Nickname.....Bulldogs  
 Colors.....Purple and White  
 Conference..... (MIAA)  
 Stadium.....Stokes Stadium (4,000)  
 Surface..... Natural Grass  
 President.....Dr. Barbra Dixon  
 Athletic Director..... Jerry Wollmering

### Team Information

Head Coach ..Shannon Currier (Hamline '67)  
 at Truman..... 10-23 (Three Years)  
 Overall.....42-35 (Seven Seasons)  
 Office Phone.....(660) 785-4252  
 Best Time To Reach..... Mornings  
 Assistants.....Aaron Vicko, Wallie Kuchinski  
 .... Nate Holtz, Seth Harrell, Jack Glasscock,  
 .....John Thomas.  
 2006 Record.....6-5  
 2006 MIAA Record and Finish.....6-3/4th  
 Lettermen Ret. ....50  
 Lettermen Lost.....20  
 Starters Ret. .... 14 (5 Off., 6 Def., 3 Spec.)  
 Starters Lost..... 13 (6 Off., 5 Def., 2 Spec.)  
 Basic Offense..... Multiple  
 Basic Defense..... 3-4  
 Series Record..... ESU Leads 13-8  
 Current Streak..... TSU W (1)  
 Last Meeting..... TSU 14-13 (2006)

### Sports Information

Football Contact..... Kevin White  
 Office Phone..... (660) 785-4276  
 Cell Phone..... (660) 626-7920  
 Press Box Phone..... (660) 785-4276  
 FAX.....(660) 785-7475  
 E-Mail..... kwhite@truman.edu



**Coach**  
**Shannon Currier**



**Quarterback**  
**Matt Ticich**



### 2007 Schedule

8/25 at Missouri-Rolla 6:30 p.m.  
 9/8 Upper Iowa 6:30 p.m.  
 9/15 at Central Missouri 1:30 p.m.  
 9/22 at Northwest Missouri 1:00 p.m.  
 9/29 Ft. Hays State 6:00 p.m.  
 10/6 at Southwest Baptist 2:00 p.m.  
 10/13 Pittsburg State 2:00 p.m.  
 10/20 at Washburn 1:00 p.m.  
 10/27 Emporia State 2:00 p.m.  
 11/4 at Missouri Southern 1:00 p.m.  
 11/11 Missouri Western 1:00 p.m.

### 2006 Results

8/24 at Minn. State L 16-34  
 9/2 at Winona State L 13-24  
 9/16 Northwest Missouri L 10-31  
 9/23 Central Missouri W 24-21  
 9/30 at Missouri Western L 13-38  
 10/7 Missouri Southern W 35-28  
 10/14 at Emporia State W 14-13  
 10/21 Washburn W 21-7  
 10/28 at Pittsburg State L 21-45  
 11/4 Southwest Baptist W 45-28  
 11/11 at Ft. Hays State W 40-15

### Series History

2006.....	TSU 14, at ESU 13
2005.....	ESU 41, at TSU 12
2004.....	at ESU 38, TSU 21
2003.....	ESU 55, at TSU 24
2002.....	at ESU 34, TSU 17
2001.....	ESU 34, at TSU 14
2000.....	at ESU 55, TSU 20
1999.....	at TSU 31, ESU 24 (OT)
1998.....	TSU 25, at ESU 24
1997.....	at TSU 44, ESU 28
1996.....	TSU 55, at ESU 20
1995.....	ESU 36, at TSU 19
1994.....	TSU 28, at ESU 10
1993.....	at TSU 24, ESU 13
1992.....	at ESU 24, TSU 7
1991.....	ESU 42, at TSU 41
1988.....	ESU 35, at TSU 17
1931.....	TSU 13, ESU 12
1930.....	ESU 52, TSU 0
1928.....	ESU 8, TSU 0
1927.....	ESU 16, TSU 13

- Overall  
 ESU leads 13-8
- In Emporia (since 1979)  
 Series Tied at 4-4
- In Kirksville (since 1979)  
 ESU leads 6-3
- Longest ESU winning streak  
 6 games - 2000-2005
- Longest TSU winning streak  
 4 games - 1996-1999
- Largest ESU margin of victory  
 52 in 1930 (ESU 52, TSU 0)
- Largest TSU margin of victory  
 35 in 1996 (TSU 55, ESU 20)
- Most points scored by ESU  
 55, TSU 20 in 2000; TSU 24 in 2003
- Most points scored by TSU  
 55, ESU 20 in 1996
- Last ESU win  
 ESU 41, at TSU 12 in 2005
- Last ESU Win in Kirksville  
 ESU 41, at TSU 12 in 2005
- Last ESU win in Emporia  
 at ESU 38, TSU 21 in 2004
- Last TSU win  
 at TSU 14, ESU 13 in 2006
- Last TSU win in Kirksville  
 TSU 31, ESU 24 (OT) in 1999
- Last TSU win in Emporia  
 TSU 14, at ESU 13 in 2006

# 2007 OPPONENTS

## NORTHWEST MISSOURI

Saturday, November 3 - 1 p.m.

Welch Stadium at Jones Field • Emporia

### University Information

Location..... Maryville, Mo.  
 Enrollment.....6,400  
 Nickname..... Bearcats  
 Colors..... Forest Green and White  
 Conference..... (MIAA)  
 Stadium..... Bearcat Stadium (6,500)  
 Surface..... Synthetic Turf  
 President..... Dr. Dean L. Hubbard  
 Athletic Director..... Dr. Bob Boerigter



Coach

Mel Tjeerdsma

### Team Information

Head Coach Mel Tjeerdsma (Southern St. '67)  
 at Northwest..... 132-36 (13 Years)  
 Overall..... 191-75-4 (23 Years)  
 Office Phone..... (660) 562-1311  
 Best Time To Reach..... Mornings  
 Assistants..... Scott Bostwick, Adam Dorrel,  
 ..... Charlie Flohr, Will Wagner, Rich Wright  
 2006 Record..... 14-1  
 2006 MIAA Record and Finish..... 9-0 / 1st  
 Lettermen Ret. .... 45  
 Lettermen Lost..... 15  
 Starters Retur. .... 16 (8 Off., 5 Def., 3 Spec.)  
 Starters Lost..... 10 (3 Off., 6 Def., 1 Spec.)  
 Basic Offense..... Multiple/Spread  
 Basic Defense..... 4-2  
 Series Record..... NWMSU Leads 19-2  
 Current Streak..... NWMSU W (12)  
 Last Meeting..... NWMSU 49-17 (2006)



Runningback  
 Xavier Omon



### Sports Information

S.I.D..... Ryan Boettcher  
 Office Phone..... (660) 562-1118  
 Cell Phone..... (660) 562-8868  
 Press Box Phone..... (660) 562-1072  
 FAX..... (660) 562-1582  
 E-Mail..... sid@nwmissouri.edu

### 2007 Schedule

8/23 Arkansas Tech 7:30 p.m.  
 9/8 at Nebraska-Omaha 6:00 p.m.  
 9/15 at Missouri Western 6:00 p.m.  
 9/22 Truman 1:00 p.m.  
 9/29 Southwest Baptist 6:00 p.m.  
 10/6 ~Pittsburg State 2:00 p.m.  
 10/13 Central Missouri 1:00 p.m.  
 10/20 at Ft. Hays State 2:00 p.m.  
 10/27 Washburn 1:30 p.m.  
 11/3 at Emporia State 1:00 p.m.  
 11/11 Missouri Southern 1:00 p.m.  
 ~at Arrowhead Stadium

### 2006 Results

9/2 Minn. State W 31-14  
 9/9 Nebraska-Omaha W 31-0  
 9/16 at Truman State W 31-10  
 9/23 Missouri Western W 24-21  
 9/30 at Missouri Southern W 24-7  
 10/7 Emporia State W 49-17  
 10/14at Washburn W 31-26  
 10/21 Ft. Hays State W 59-0  
 10/28at Central Missouri W 31-14  
 11/4 ~ Pittsburg State W 41-14  
 11/11at Southwest Baptist W 55-9  
 11/25 Midwestern State^ W 27-0  
 12/2 Chadron State^ W 28-21  
 12/10 Bloomsburg^ W 33-3  
 12/16 &Grand Valley St. L 14-17  
 ~at Arrowhead Stadium

^= NCAA Division II Playoffs  
 &= Championship in Florence, Ala

### Series History

2006.....	at NWMSU 49, ESU 17
2005.....	NWMSU 14, at ESU 0
2004.....	at NWMSU 59, ESU 28
2003.....	NWMSU 16, at ESU 13
2002.....	NWMSU 34, at ESU 5
2001.....	at NWMSU 44, ESU 3
2000.....	at NWMSU 62, ESU 7
1999.....	NWMSU 59, at ESU 28
1998.....	at NWMSU 69, ESU 33
1997.....	NWMSU 44, at ESU 38
1996.....	at NWMSU 51, ESU 34
1995.....	NWMSU 23, at ESU 13
1994.....	ESU 41, at NWMSU 26
1993.....	NWMSU 21, at ESU 15
1992.....	at NWMSU 54, ESU 41
1991.....	NWMSU 41, at ESU 36
1982.....	at NWMSU 31, ESU 6
1981.....	NWMSU 14, at ESU 7
1965.....	at ESU 28, NWMSU 27
1964.....	at NWMSU 33, ESU 0
1930.....	NWMSU 33, ESU 21

- Overall  
 NWMSU leads 19-2
- In Emporia (since 1964)  
 NWMSU leads 9-1
- In Maryville (since 1964)  
 NWMSU leads 9-1
- Longest ESU winning streak  
 1 game 1994, 1965
- Longest NWMSU winning streak  
 12 games 1995-present
- Largest ESU victory  
 15, ESU 41, at NWMSU 26 in 1994
- Largest NWMSU victory  
 55 at NWMSU 62, ESU 7 in 2000
- Most points by ESU  
 ESU 41, at NWMSU 26 in 1994  
 ESU 41, at NWMSU 54 in 1992
- Most points scored by NWMSU  
 at NWMSU 69, ESU 33 in 1998
- Last ESU win  
 ESU 41, at NWMSU 26 in 1994
- Last ESU win in Emporia  
 at ESU 28, NWMSU 27 in 1965
- Last ESU win in Maryville  
 ESU 41, at NWMSU 26 in 1994
- Last NWMSU win  
 at NWMSU 49, at ESU 17 in 2006
- Last NWMSU win in Emporia  
 NWMSU 14, at ESU 0 in 2005
- Last NWMSU win in Maryville  
 at NWMSU 49, ESU 17 in 2006



# 2007 OPPONENTS



## PITTSBURG STATE

**Saturday, November 10 - 2 p.m.**

**Brandenburg Field at Smith Stadium • Pittsburg**

### University Information

Location.....Pittsburg, Kan.  
 Enrollment.....6,750  
 Nickname..... Gorillas  
 Colors..... Crimson and Gold  
 Conference..... MIAA  
 Stadium .. Brandenburg Fld/Smith Stad (8,343)  
 Surface..... Field Turf  
 President.....Dr. Tom Bryant  
 Athletic Director..... Chuck Broyles

### Team Information


Head Coach ..Chuck Broyles (Pittsburg St.'70)  
 At PSU..... 174-36-2 (16 Years)  
 Overall..... Same  
 Office Phone..... (620) 235-4389  
 Best Time To Reach..... Mornings  
 Assistants ... Tim Beck, Anton Stewart, Lance Cullen, Bill Kroenke, John Pierce, Carl Roth  
 2006 Record..... 10-2  
 2006 MIAA Record and Finish .. 7-2 / 2nd (T)  
 Lettermen Ret. ....45  
 Lettermen Lost ..... 14  
 Starters Ret. .... 18 (9 Off., 9 Def., 2 Spec.)  
 Starters Lost..... 6 (2 Off., 2 Def., 2 Spec.)  
 Basic Offense..... Multiple/Option  
 Basic Defense..... 4-4  
 Series Record..... PSU Leads 54-31-2  
 Current Streak..... PSU W (3)  
 Last Meeting..... PSU 59-57 (2006)

### Sports Information

S.I.D..... Dan Wilkes  
 Office Phone..... (620) 235-4147  
 Cell Phone..... (620) 249-5430  
 Home Phone..... (620) 232-6601  
 Press Box Phone..... (620)235-4869  
 FAX..... (620) 235-4149  
 E-Mail..... dwilkes@pittstate.edu



**Coach  
Chuck Broyles**



**Quarterback  
Mark Smith**



### Series History

2006.....	PSU 59, at ESU 57	1934.....	at ESU 6, PSU 0
2005.....	at PSU 52, ESU 17	1933.....	at PSU 21, ESU 0
2004.....	PSU 72, at ESU 27	1932.....	PSU 19, at ESU 13
2003.....	ESU 22, at PSU 20	1931.....	ESU 14, at PSU 13
2002.....	at ESU 13, PSU 3	1930.....	at ESU 6, PSU 0
2001.....	at PSU 38, ESU 23	1929.....	ESU 19, at PSU 0
2000.....	PSU 21, at ESU 0	1928.....	at ESU 40, PSU 6
1999.....	at PSU 21, ESU 7	1927.....	ESU 13, at PSU 0
1998.....	at ESU 38, PSU 28	1926.....	at ESU 21, PSU 3
1997.....	at PSU 32, ESU 22	1925.....	ESU 17, at PSU 7
1996.....	PSU 63, at ESU 7	1924.....	PSU 21, at ESU 7
1995.....	at PSU 48, ESU 12	1923.....	ESU 9, at PSU 0
1994.....	PSU 43, at ESU 24	1922.....	at ESU 23, PSU 0
1993.....	at PSU 45, ESU 14	1921.....	ESU 27, at PSU 7
1992.....	PSU 49, at ESU 38	1920.....	at ESU 19, PSU 15
1991.....	at PSU 70, ESU 36	1919.....	PSU 13, at ESU 0
1988.....	at PSU 21, ESU 11	1917.....	at ESU 24, PSU 0
1987.....	PSU 35, at ESU 9	1916.....	ESU 14, at PSU 7
1986.....	at PSU 59, ESU 27	1915.....	at ESU 28, PSU 0
1985.....	at ESU 41, PSU 9	•Overall	
1984.....	at PSU 44, ESU 22	PSU leads series 54-31-2	
1983.....	PSU 37, at ESU 14	•In Pittsburg	
1982.....	at PSU 14, ESU 7	PSU leads 25-16-1	
1981.....	PSU 14, at ESU 7	•In Emporia	
1980.....	at PSU 32, ESU 13	PSU leads 29-15-1	
1979.....	PSU 16, at ESU 0	•Longest ESU winning streak	
1978.....	at PSU 44, ESU 14	7 games - 1925-31	
1977.....	PSU 48, at ESU 25	•Longest PSU winning streak	
1976.....	at PSU 30, ESU 0	11 games - 1974-84	
1976.....	PSU 40, at ESU 27	•Largest ESU margin of victory	
1975.....	at PSU 10, ESU 0	46 in 1950 (ESU 46, PSU 0)	
1974.....	PSU 10, at ESU 6	•Largest PSU margin of victory	
1973.....	ESU 30, at PSU 0	56 in 1996 (PSU 63, ESU 7)	
1972.....	PSU 26, at ESU 21	•Most points scored by ESU	
1971.....	PSU 41, at ESU 10	57, PSU 59 in 2006	
1970.....	at PSU 45, ESU 14	•Most points scored by PSU	
1969.....	at ESU 34, PSU 21	72, ESU 27 in 2004	
1968.....	ESU 27, at PSU 27	•Last ESU win	
1967.....	PSU 27, at ESU 7	ESU 22, at PSU 20 in 2003	
1966.....	ESU 27, at PSU 20	•Last ESU win in Emporia	
1965.....	PSU 33, at ESU 14	ESU 13, PSU 3 in 2002	
1964.....	at PSU 35, ESU 10	•Last ESU Win in Pittsburg	
1963.....	at ESU 0, PSU 0	ESU 22, PSU 20 in 2003	
1962.....	at PSU 21, ESU 14	•Last PSU win	
1961.....	PSU 15, at ESU 0	at PSU 59, ESU 57 in 2006	
1960.....	at PSU 50, ESU 0	•Last PSU win in Emporia	
1959.....	PSU 20, at ESU 6	PSU 59, at ESU 57 in 2006	
1958.....	at PSU 20, ESU 14	•Last PSU win in Pittsburg	
1957.....	PSU 46, at ESU 0	at PSU 52, ESU 17 in 2005	
1956.....	at PSU 35, ESU 0		
1955.....	PSU 7, at ESU 0		
1954.....	at PSU 20, ESU 7		
1953.....	PSU 19, at ESU 6		
1952.....	ESU 26, at PSU 21		
1951.....	at ESU 7, PSU 0		
1950.....	ESU 46, at PSU 0		
1949.....	PSU 27, at ESU 7		
1948.....	ESU 9, at PSU 7		
1947.....	at ESU 28, PSU 7		
1946.....	ESU 21, at PSU 0		
1942.....	PSU 13, at ESU 0		
1941.....	at PSU 13, ESU 0		
1940.....	at ESU 20, PSU 7		
1939.....	ESU 20, at PSU 0		
1938.....	PSU 17, at ESU 0		
1937.....	ESU 33, at PSU 14		
1936.....	PSU 26, at ESU 7		
1935.....	at PSU 7, ESU 6		

### 2007 Scedule

8/25	TAMU-Commerce	7:00 p.m.
9/1	East Central	7:00 p.m.
9/15	at Missouri Southern	6:00 p.m.
9/22	Missouri Western	2:00 p.m.
9/29	at Central Missouri	1:30 p.m.
10/6	~ Northwest Missouri	2:00 p.m.
10/13	at Truman	2:00 p.m.
10/20	at Southwest Baptist	1:30 p.m.
10/27	Ft. Hays State	2:00 p.m.
11/3	at Washburn	2:00 p.m.
11/10	Emporia State	2:00 p.m.
	~at Arrowhead Stadium	

### 2006 Results

9/2	at East Central	W 52-12
9/9	Panhandle State	W 87-0
9/16	at Missouri Western	L 35-48
9/23	Missouri Southern	W 48-24
9/30	at Emporia State	W 59-57
10/7	Washburn	W 29-14
10/14	at Ft. Hays State	W 35-28
10/21	Southwest Baptist	W 63-20
10/28	Truman	W 45-21
11/4	~ NW Missouri	L 14-41
11/11	Central Missouri	W 35-30
12/2	% Bemidji State	W 35-27
	~at Arrowhead Stadium	
	%= Mineral Water Bowl	

# ALL-TIME SERIES RECORDS

## ALL-TIME SERIES RECORDS (2007 Opponents in Bold)

School	First Met	W-L	School	First Met	W-L	School	First Met	W-L
<b>A</b>			<b>I</b>			<b>S</b>		
Adams State	1988	1-1-0	Iowa State	1938	2-2-0	St. Mary's	1903	6-3-0
Arkansas	1904	1-1-0	<b>J</b>			St. Mary Plains	1968	1-0-0
Arkansas State	1952	0-2-0	Jacksonville State	2004	0-1-0	South Dakota State	1951	0-1-0
Arkansas Tech	1971	3-3-0	<b>K</b>			Southern Colorado	1963	4-9-0
<b>B</b>			Kansas	1895	1-14-1	<b>SW Baptist</b>	<b>1991</b>	<b>13-3-0</b>
Baker	1913	6-4-2	Kansas State	1899	8-13-2	Southwest Missouri	1948	3-14-1
Benedictine	1936	9-17-2	Kansas Wesleyan	1932	4-0-0	Southwestern	1909	39-8-5
Bethany	1903	4-1-0	Kearney State	1975	5-11-0	SW Oklahoma	1951	1-0-0
Bradley	1948	0-1-0	<b>L</b>			Southwestern Tech	1941	0-1-0
<b>C</b>			Lincoln University	1958	1-2-0	Sterling	1909	6-0-1
Cameron	1974	0-3-0	<b>M</b>			Sul Ross State	1967	0-1-0
Carson-Newman	1989	0-1-0	McPherson College	1935	2-0-0	<b>T</b>		
Central Arkansas	1989	0-2-0	Minnesota-Duluth	1954	0-2-0	Tarkio	1914	1-0-0
<b>Central Missouri</b>	<b>1901</b>	<b>18-32-4</b>	Missouri-Rolla	1957	11-4-0	<b>Truman State</b>	<b>1927</b>	<b>13-8-0</b>
<b>Central Okla.</b>	<b>1936</b>	<b>2-9-1</b>	<b>Mo. Southern</b>	<b>1970</b>	<b>15-18-0</b>	<b>W</b>		
Chadron State	1983	1-0-0	Missouri Valley	1930	1-0-0	<b>Washburn</b>	<b>1899</b>	<b>51-46-6</b>
Chico State	1988	1-0-0	<b>Mo. Western</b>	<b>1976</b>	<b>11-18-0</b>	Wayne State	1969	11-9-0
College of Emporia	1893	21-21-2	<b>N</b>			<b>Western State</b>	<b>1985</b>	<b>6-0-0</b>
Colorado Mines	1946	1-0-0	Nebraska-Omaha	1951	4-16-2	Wichita State	1902	16-18-2
Colorado State	1946	1-3-0	North Dakota State	1998	1-0-0	William Jewell	1907	1-4-1
<b>D</b>			North Texas State	1955	0-1-0	William Penn	1972	0-1-0
Dakota Wesleyan	1946	1-0-0	NE. Oklahoma St.	1954	1-5-0	Winona State	2002	1-3-0
Denver Athletic	1902	0-1-0	<b>NW Missouri</b>	<b>1930</b>	<b>2-19-0</b>	Wisconsin-Superior	1936	2-0-0
Doane College	1977	2-2-0	NW Oklahoma St.	1981	5-2-0	<b>Bold= Teams scheduled in 2007</b>		
Drake	1948	0-4-0	Northern Colorado	1970	2-4-0	<b>O</b>		
Drury	1908	1-0-0	<b>O</b>			Oklahoma	1902	0-1-1
<b>E</b>			Oklahoma A & M	1925	1-0-0	Oklahoma City	1934	3-0-0
East Central (Okla.)	1968	5-1-0	Ottawa	1899	7-5-1	Ouachita Baptist	1938	1-0-0
Eastern Illinois	1950	1-0-0	<b>P</b>			<b>P</b>		
<b>F</b>			Panhandle State	1989	2-0-0	Panhandle State	1989	2-0-0
<b>Fort Hays State</b>	<b>1923</b>	<b>47-31-2</b>	Peru State	1968	2-0-0	<b>Pittsburg State</b>	<b>1915</b>	<b>32-53-2</b>
Friends	1906	5-0-1	<b>P</b>			<b>Q</b>		
<b>G</b>			<b>P</b>			Quincy College	1952	1-0-1
Graceland	1957	1-0-0	<b>Q</b>			<b>R</b>		
Gustavus Adolphus	1950	0-2-1	Rockhurst	1946	3-0-0	<b>R</b>		
<b>H</b>			<b>R</b>			<b>R</b>		
Hardin-Simmons	1937	0-1-0	<b>R</b>			<b>R</b>		
Harding	1989	3-0-0	<b>R</b>			<b>R</b>		
Haskell	1900	4-9-1	<b>R</b>			<b>R</b>		
Holton	1910	2-0-0	<b>R</b>			<b>R</b>		
Hastings	1932	4-0-0	<b>R</b>			<b>R</b>		

# MIAA SERIES RECORDS



## GAME-BY-GAME VS MIAA OPPONENTS (SINCE ESU JOINED MIAA)

### Central Missouri State

**Series:** CMSU leads 11-6

**Streak:** lost six

ESU has been tied or held the lead in the second half of four of the last six games

1991	.H	.W	44-17
1992	.A	.L	7-9
1993	.H	.L	3-17
1994	.A	.L	20-33
1995	.H	.L	22-52
1996	.A	.W	32-22
1997	.H	.W	50-10
1998	.A	.W	56-24
1999	.H	.W	41-12
2000	.A	.L	21-34
2001	.H	.L	34-40 2OT
2002	.A	.L	13-41
2003	.H	.L	18-28
2004	.A	.L	33-35
2005	.H	.L	14-21
2006	.A	.L	21-48

### Fort Hays State

**Series:** ESU Leads 12-4

**Streak:** won six/(1-0 in MIAA)

2006 was the first season FHSU was in the MIAA.

1991	.A	.W	28-27
1992	.H	.W	24-17
1993	.A	.L	7-17
1994	.H	.W	24-17
1995	.A	.L	16-43
1996	.H	.L	30-42
1997	.A	.W	51-35
1998	.H	.W	41-3
1999	.A	.W	31-14
2000	.H	.L	10-16
2001	.A	.W	38-21
2002	.H	.W	38-7
2003	.A	.W	31-21
2004	.H	.W	13-10
2005	.A	.W	52-13
2006	.H	.W	48-10

### Missouri Southern State

**Series:** Tied 8-8

**Streak:** lost one

The last three meetings have been decided by a field goal or less

1991	.A	.L	9-45
1992	.H	.W	8-7
1993	.A	.L	17-39
1994	.H	.L	17-7
1995	.A	.W	26-21
1996	.H	.L	20-22
1997	.A	.L	39-40 OT
1998	.H	.W	63-17
1999	.A	.L	12-29
2000	.H	.W	24-0
2001	.H	.L	17-23 2OT
2002	.A	.W	47-16
2003	.A	.W	31-7
2004	.H	.W	46-43
2005	.A	.W	22-21
2006	.H	.L	33-34

### Missouri Western State

**Series:** Tied 8-8

**Streak:** Lost two

2006 contest was the first since 2001 to be decided by more than a single touchdown

1991	.H	.W	28-27
1992	.A	.W	35-30
1993	.H	.L	20-26
1994	.A	.L	21-28
1995	.H	.L	28-35
1996	.A	.W	30-14
1997	.H	.W	27-15
1998	.A	.W	42-34
1999	.H	.L	7-27
2000	.A	.L	27-28
2001	.H	.L	14-34
2002	.A	.W	21-14
2003	.H	.W	27-24
2004	.A	.W	33-30
2005	.H	.L	14-21
2006	.A	.L	12-24

### Northwest Missouri State

**Series:** NWMSU leads 15-1

**Streak:** lost 12

In 2005 ESU held the Bearcats to 14 points last season, their lowest offensive production of the that year.

1991	.H	.L	36-41
1992	.A	.L	41-54
1993	.H	.L	15-21
1994	.A	.W	41-26
1995	.H	.L	13-23
1996	.A	.L	34-51
1997	.H	.L	38-44
1998	.A	.L	33-69
1999	.H	.L	28-59
2000	.A	.L	7-62
2001	.A	.L	3-44
2002	.H	.L	5-34
2003	.H	.L	13-16
2004	.A	.L	28-59
2005	.H	.L	0-14
2006	.A	.L	17-49

### Pittsburg State

**Series:** PSU leads 13-3

**Streak:** lost three

ESU is one of only two teams to defeat PSU in back to back years since 1984

1991	.A	.L	36-70
1992	.H	.L	38-49
1993	.A	.L	14-45
1994	.H	.L	24-43
1995	.A	.L	12-48
1996	.H	.L	7-63
1997	.A	.L	22-32
1998	.H	.W	38-28
1999	.A	.L	7-21
2000	.H	.L	0-21
2001	.A	.L	23-38
2002	.H	.W	13-3
2003	.A	.W	22-20
2004	.H	.L	27-72
2005	.A	.L	17-52
2006	.H	.L	57-59 4 OT

### Southwest Baptist

**Series:** ESU leads 13-3

**Streak:** won five

SBU has one win in the last ten games.

1991	.H	.L	20-42
1992	.A	.W	45-6
1993	.H	.W	42-6
1994	.A	.W	31-14
1995	.H	.L	30-35
1996	.A	.W	42-7
1997	.H	.W	46-7
1998	.A	.W	39-14
1999	.H	.W	31-0
2000	.A	.W	34-13
2001	.A	.L	10-17
2002	.H	.W	21-13
2003	.H	.W	20-9
2004	.A	.W	34-20
2005	.H	.W	45-28
2006	.A	.W	35-31

### Truman State

**Series:** ESU leads 9-7

**Streak:** lost one

TSU one win in the last seven contests.

1991	.A	.W	42-41
1992	.H	.W	24-7
1993	.A	.L	13-24
1994	.H	.L	10-28
1995	.A	.W	36-19
1996	.H	.L	20-55
1997	.A	.L	28-44
1998	.H	.L	24-25
1999	.A	.L	24-31 OT
2000	.H	.W	55-20
2001	.A	.W	34-14
2002	.H	.W	34-17
2003	.A	.W	55-24
2004	.H	.W	38-21
2005	.A	.W	41-12
2006	.H	.L	13-14

### Washburn

**Series:** ESU leads 12-4

**Streak:** lost three

ESU had won 11 straight against WU prior to three-point loss in 2002

1991	.H	.W	49-18
1992	.A	.W	25-18
1993	.H	.W	37-19
1994	.A	.W	43-7
1995	.H	.W	25-24
1996	.A	.W	40-35
1997	.H	.W	64-35
1998	.A	.W	35-27
1999	.H	.W	45-20
2000	.A	.W	35-21
2001	.H	.W	38-19
2002	.A	.L	21-24
2003	.H	.W	35-28 OT
2004	.A	.L	10-28
2005	.H	.L	14-42
2006	.A	.L	6-37



# 2006 RECAP

## 2006 ESU FOOTBALL YEAR IN REVIEW

3-8 Overall • 1-4 at Home • 2-4 on the road  
2-7 MIAA • 8th Place • 1-3 at Home • 1-4 on the Road

### HONORS

#### ALL-MIAA

##### First Team

Brandon Stribling, DB

##### Second Team

Joel Griffiths, OL

Ryan Hulings, KR

##### Honorable Mention

EIRay Henry, RB

Ryan Hulings, WR

Lucas Sullivan, FB

A.J. Franklin, DL

Junis McDowell, DL

Jake Richter, DB

#### MIAA Commissioner's Honor Roll

(3.0 cumulative GPA)

Ryan Anstaett	OL	So.	Business
Jared Biggs	WR	Jr.	Business
Randall Coburn	LB	So.	Biology
Luke Costello	OL	So.	Business
Wayne Gleason	P	So.	Undeclared
Joel Griffiths	OL	Jr.	Recreation
Ben Hanson	DL	Jr.	Management
Seville Ko	RB	So.	Health
Josh Koerkenmeier	OL	Jr.	Social Science
Brandon Olney	OL	Sr.	Social Science
Colby Rainey	RB	So.	Business
Jake Richter	S	Jr.	Physical Ed.
Eric Rondeau	LB	Sr.	Biology
Scott Schoenfeld	TE	Sr.	Elementary Ed.
Zach Teske	HB	Sr.	Business
Mario Thomas	DB	Sr.	Health Promotion
Johnny Torres	P	So.	Business
John Waechter	LB	So.	Earth Science

#### Academic All-MIAA

(3.5 cumulative GPA and All-MIAA on the field)

Joel Griffiths OL Jr. Recreation

#### MIAA Player of the Week

Jake Richter, S Defensive, October 2

Jake Richter, S Special Teams, October 23

### MIAA LEADERS

#### Team (Top 4)

Kickoff Returns	1st- 23.3 ypg
Opp. 3rd Dn Conv.	2nd- 31.6%
Punt Return Average	2nd- 13.0 avg
Pass Defense	3rd- 190.3 ypg
Red Zone Offense	4th- 81.0%
Time of Possession	4th- 30:55
Field Goals	4th- 56.0%
4th Dn Conversions	4th- 57.9%
Scoring Offense	29.9 ppg

#### Individual (Top 10)

Punt Return Av.	Ryan Hulings, 2nd- 13.5 ypg
All Purpose yds.	Ryan Hulings, 3rd- 144.1 ypg
Punting	Johnny Torres, 3rd- 36.2 apg
Field Goals per game	Jeff Edwards, 3rd- 0.82
Field Goal %	Jeff Edwards, 3rd- 56.2%
Kick Scoring	Jeff Edwards, 4th- 5.7 ppg
PAT %	Jeff Edwards, 4th- 97.3
Tackles	Jake Richter, 4th- 7.5 tpg
Rushing	Seville Ko, 5th- 72.5 ypg
Interceptions	Jake Richter, 5th- 0.27 ipg
Kick Return Av.	Ryan Hulings, 5th- 22.5 ypg
Fumbles Recov.	Junis McDowell, 5th- 0.22 pg
Pass Efficiency	Ben Purkeypile, 6th- 124.0
Scoring	Jeff Edwards, 6th- 5.7 ppg
Tackles for Loss	A.J. Franklin, 6th- 1.05 tflpg
Fumbles Forced	Jared Swafford, 6th- 0.22 pg
Passing Average	Ben Purkeypile, 7th- 138.6 ypg
Total Offense	Ben Purkeypile, 9th- 123.5 ypg



Brandon Stribling was a first-team All-MIAA defensive back in 2006.



Ryan Hulings was a second-team All-MIAA kick returner last season.



Jeff Edwards was in the top five in all of the kicking related categories in the MIAA, including being third in field goal percentage.

# 2006 TEAM STATISTICS



Team Statistics	Hornets	Opponents
SCORING.....	329	333
Points Per Game.....	29.9	30.3
FIRST DOWNS.....	201	190
Rushing.....	92	91
Passing.....	94	87
Penalty.....	15	12
RUSHING YARDAGE.....	1713	1709
Yards gained rushing.....	2030	1923
Yards lost rushing.....	317	214
Rushing Attempts.....	393	413
Average Per Rush.....	4.4	4.1
Average Per Game.....	155.7	155.4
TDs Rushing.....	19	27
PASSING YARDAGE.....	2196	2093
Att-Comp-Int.....	320-166-10	275-148-11
Average Per Pass.....	6.9	7.6
Average Per Catch.....	13.2	14.1
Average Per Game.....	199.6	190.3
TDs Passing.....	24	16
TOTAL OFFENSE.....	3909	3802
Total Plays.....	713	688
Average Per Play.....	5.5	5.5
Average Per Game.....	355.4	345.6
KICK RETURNS: #-YARDS.....	38-886	44-880
PUNT RETURNS: #-YARDS.....	22-285	23-203
INT RETURNS: #-YARDS.....	11-53	10-190
KICK RETURN AVERAGE.....	23.3	20.0
PUNT RETURN AVERAGE.....	13.0	8.8
INT RETURN AVERAGE.....	4.8	19.0
FUMBLES-LOST.....	24-10	14-9
PENALTIES-YARDS.....	77-631	65-572
Average Per Game.....	57.4	52.0
PUNTS-YARDS.....	48-1702	53-1716
Average Per Punt.....	35.5	32.4
Net punt average.....	31.2	27.0
TIME OF POSSESSION/GAME.....	30:45	29:15
3RD-DOWN CONVERSIONS.....	56/145	43/136
3rd-Down Pct.....	39%	32%
4TH-DOWN CONVERSIONS.....	11/19	14/21
4th-Down Pct.....	58%	67%
SACKS BY-YARDS.....	14-76	24-197
MISC YARDS.....	21	19
TOUCHDOWNS SCORED.....	44	46
FIELD GOALS-ATTEMPTS.....	9-16	5-11
PAT-ATTEMPTS.....	36-38	40-43
ATTENDANCE.....	27299	21579
Games/Avg Per Game.....	5/5460	6/3596
Neutral Site Games.....	0/0	

Score by Quarters	1st	2nd	3rd	4th	Total
Emporia State	78	85	89	51	- 329
Opponents	79	79	79	68	- 333

INDIVIDUAL GAME HIGHS	
Rushes .....	30 Seville Ko .....vs TSU
Yards Rushing .....	141 Seville Ko ..... at OPSU
TD Rushes .....	3 ElRay Henry ..... at SBU & vs PSU
Long Rush .....	61 ElRay Henry ..... vs FHSU
Pass attempts.....	45 Ben Purkeypile ..... at UCM
Pass completions .....	25 Ben Purkeypile ..... at UCM
Yards Passing .....	311 Ben Purkeypile ..... at UCM
TD Passes.....	4 Justin Whitworth ..... vs PSU
Long Pass .....	49 Justin Whitworth ..... at OPSU
Receptions.....	11 Ryan Hulings ..... at UCM
Yards Receiving .....	139 Ryan Hulings ..... at UCM
TD Receptions.....	3 Ryan Hulings ..... vs PSU
Long Reception .....	49 Lance Claibourn ..... at OPSU
Field Goals .....	2 Jeff Edwards ..... vs FHSU, TSU & MSSU
Long Field Goal .....	45 Jeff Edwards .....vs TSU
Punts .....	7 Johnny Torres ..... vs WSU
Punting Avg .....	40.0 Johnny Torres ..... vs WSU & FHSU
Long Punt .....	80 Johnny Torres ..... vs FHSU
Long Punt Return .....	48 Ryan Hulings ..... vs WSU
Long Kickoff Return.....	94 Jake Richter ..... vs MSSU
Tackles.....	20 Jake Richter ..... vs PSU
Sacks.....	1.5 A.J. Franklin ..... at SBU
Tackles For Loss .....	2.5 Junis McDowell ..... vs WSU
Interceptions .....	2 Jake Richter ..... at WU

TEAM GAME HIGHS	
Rushes .....	50 ..... at Southwest Baptist (Sep 23, 2006)
Yards Rushing .....	316 ..... at Southwest Baptist (Sep 23, 2006)
Yards Per Rush .....	7.1 ..... at Panhandle State Univ (Sep 02, 2006)
TD Rushes .....	6 ..... at Panhandle State Univ (Sep 02, 2006)
Pass attempts.....	46 ..... at Central Missouri (Nov 04, 2006)
Pass completions .....	25 ..... at Central Missouri (Nov 04, 2006)
Yards Passing .....	311 ..... at Central Missouri (Nov 04, 2006)
Yards Per Pass.. .....	13.3 ..... at Panhandle State Univ (Sep 02, 2006)
TD Passes.....	5 ..... vs Pittsburg State (Sep 30, 2006)
Total Plays .....	78 ..... vs Pittsburg State (Sep 30, 2006)
Total Offense .....	559 ..... at Panhandle State Univ (Sep 02, 2006)
Yards Per Play.....	9.0 ..... at Panhandle State Univ (Sep 02, 2006)
Points.....	69 ..... at Panhandle State Univ (Sep 02, 2006)
Sacks By .....	4 ..... at Southwest Baptist (Sep 23, 2006)
First Downs .....	26 ..... at Panhandle State Univ (Sep 02, 2006)
Penalties.....	11 ..... at Central Missouri (Nov 04, 2006)
Penalty Yards .....	101 ..... at Central Missouri (Nov 04, 2006)
Turnovers .....	3 ..... at Missouri Western (Oct 21, 2006) at Washburn (Oct 28, 2006)
Interceptions By.....	2 ..... at Southwest Baptist (Sep 23, 2006) vs Pittsburg State (Sep 30, 2006) at Washburn (Oct 28, 2006)

# 2006 STATISTICS

Rushing		G	Att	Gain	Loss	Net	Avg.	TD	Long	Avg/G
Ko,Seville	11	171	841	43	798	4.7	5	48	72.5	
Henry,EIRay	7	88	573	14	559	6.4	9	61	79.9	
Wieser,Justin	11	44	212	23	189	4.3	2	32	17.2	
Whitworth,Justin	9	28	176	31	145	5.2	2	26	16.1	
Hulings,Ryan	11	18	108	17	91	5.1	0	32	8.3	
Rainey,Colby	3	4	47	0	47	11.8	1	33	15.7	
Barnett,Jermaine	7	2	16	0	16	8.0	0	13	2.3	
Biggs,Jarad	11	3	14	0	14	4.7	0	8	1.3	
Partridge,Sean	11	3	19	6	13	4.3	0	7	1.2	
Torres,Johnny	11	1	13	0	13	13.0	0	13	1.2	
Schoenfeld,Scott	8	0	9	0	9	0.0	0	0	1.1	
Sullivan,Lucas	11	1	0	0	0	0.0	0	0	0.0	
Runge,Eric	1	1	0	0	0	0.0	0	0	0.0	
Griffiths,Joel	11	0	-5	0	-5	0.0	0	0	-0.5	
Hornets	6	4	0	10	-10	-2.5	0	0	-1.7	
Purkeypyle,Ben	11	25	7	173	-166	-6.6	0	5	-15.1	
Total	11	393	2030	317	1713	4.4	19	61	155.7	
Opponents	11	413	1923	214	1709	4.1	27	48	155.4	

Passing		G	Effic.	Att-Cmp-Int	Pct	Yds	TD	Lng	Avg/G
Purkeypyle,Ben	11	124.02	234-122-8	52.1	1525	17	45	138.6	
Whitworth,Justin	9	130.56	83-42-2	50.6	602	6	49	66.9	
Partridge,Sean	11	146.60	2-1-0	50.0	23	0	23	2.1	
Teske,Zac	11	816.40	1-1-0	100.0	46	1	46	4.2	
Total	11	128.02	320-166-10	51.9	2196	24	49	199.6	
Opponents	11	128.95	275-148-11	53.8	2093	16	66	190.3	

Receiving		G	No.	Yds	Avg	TD	Long	Avg/G
Hulings,Ryan	11	38	523	13.8	6	36	47.5	
Partridge,Sean	11	24	302	12.6	4	29	27.5	
Ko,Seville	11	19	234	12.3	0	40	21.3	
Sullivan,Lucas	11	18	145	8.1	4	18	13.2	
Barnett,Jermaine	7	16	306	19.1	6	37	43.7	
Teske,Zac	11	13	154	11.8	0	34	14.0	
Biggs,Jarad	11	12	153	12.8	1	46	13.9	
Grosdidier,Shae	11	7	138	19.7	1	31	12.5	
Claibourn,Lance	11	6	119	19.8	1	49	10.8	
Wieser,Justin	11	6	52	8.7	0	26	4.7	
Schoenfeld,Scott	8	3	32	10.7	1	23	4.0	
Henry,EIRay	7	3	27	9.0	0	14	3.9	
Eurich,Steve	9	1	11	11.0	0	11	1.2	
Total	11	166	2196	13.2	24	49	199.6	
Opponents	11	148	2093	14.1	16	66	190.3	

Scoring		TD	FGs	Kick	Rush	Rcv	Pass	DXP	Saf	Points
Edwards,Jeff	0	9-16	36-37	0-0	0	0	0	0	0	63
Henry,EIRay	9	0-0	0-0	0-0	0	0	0	0	0	54
Hulings,Ryan	6	0-0	0-0	0-0	1	0-1	0	0	0	38
Barnett,Jermaine	6	0-0	0-0	0-0	0	0-0	0	0	0	36
Ko,Seville	5	0-0	0-0	0-0	0	0-0	0	0	0	30
Sullivan,Lucas	4	0-0	0-0	0-0	0	0-0	0	0	0	24
Partridge,Sean	4	0-0	0-0	0-0	0	0-0	0	0	0	24
Whitworth,Justin	2	0-0	0-0	0-0	0	0-0	0	0	0	12
Wieser,Justin	2	0-0	0-0	0-0	0	0-0	0	0	0	12
Rainey,Colby	1	0-0	0-0	0-0	0	0-0	0	0	0	6
Biggs,Jarad	1	0-0	0-0	0-0	0	0-0	0	0	0	6
Grosdidier,Shae	1	0-0	0-0	0-0	0	0-0	0	0	0	6
Stribling,Brandon	1	0-0	0-0	0-0	0	0-0	0	0	0	6
Schoenfeld,Scott	1	0-0	0-0	0-0	0	0-0	0	0	0	6
Claibourn,Lance	1	0-0	0-0	0-0	0	0-0	0	0	0	6
Total	44	9-16	36-38	0-0	1	1-6	0	0	0	329
Opponents	46	5-11	40-43	1-2	0	0-1	0	0	0	333

Total Offense		G	Plays	Rush	Pass	Total	Avg/G
Purkeypyle,Ben	11	259	-166	1525	1359	123.5	
Ko,Seville	11	171	798	0	798	72.5	
Whitworth,Justin	9	111	145	602	747	83.0	
Henry,EIRay	7	88	559	0	559	79.9	
Wieser,Justin	11	44	189	0	189	17.2	
Hulings,Ryan	11	18	91	0	91	8.3	
Rainey,Colby	3	4	47	0	47	15.7	
Teske,Zac	11	1	0	46	46	4.2	
Partridge,Sean	11	5	13	23	36	3.3	
Barnett,Jermaine	7	2	16	0	16	2.3	
Biggs,Jarad	11	3	14	0	14	1.3	
Torres,Johnny	11	1	13	0	13	1.2	
Schoenfeld,Scott	8	0	9	0	9	1.1	
Griffiths,Joel	11	0	-5	0	-5	-0.5	
Total	11	713	1713	2196	3909	355.4	
Opponents	11	688	1709	2093	3802	345.6	

Punting		No.	Yds	Avg	Long	TB	FC	I20	Blkd
Torres,Johnny	47	1702	36.2	80	2	9	7	0	0
Total	48	1702	35.5	80	2	9	7	0	0
Opponents	53	1716	32.4	52	1	8	8	5	5

Kick Returns		No.	Yds	Avg	TD	Long
Hulings,Ryan	33	742	22.5	0	69	
Biggs,Jarad	3	44	14.7	0	19	
Richter,Jake	2	100	50.0	0	94	
Total	38	886	23.3	0	94	
Opponents	44	880	20.0	0	82	

Punt Returns		No.	Yds	Avg	TD	Long
Hulings,Ryan	17	229	13.5	0	48	
Partridge,Sean	3	16	5.3	0	7	
Richter,Jake	2	40	20.0	0	0	
Stribling,Brandon	0	0	0.0	1	0	
Total	22	285	13.0	1	48	
Opponents	23	203	8.8	0	20	

All Purpose		G	Rush	Rec	PR	KOR	IR	Tot	Avg/G
Hulings,Ryan	11	91	523	229	742	0	1585	144.1	
Ko,Seville	11	798	234	0	0	0	1032	93.8	
Henry,EIRay	7	559	27	0	0	0	586	83.7	
Partridge,Sean	11	13	302	16	0	0	331	30.1	
Barnett,Jermaine	7	16	306	0	0	0	322	46.0	
Wieser,Justin	11	189	52	0	0	0	241	21.9	
Biggs,Jarad	11	14	153	0	44	0	211	19.2	
Richter,Jake	11	0	0	40	100	26	166	15.1	
Teske,Zac	11	0	154	0	0	0	154	14.0	
Sullivan,Lucas	11	0	145	0	0	0	145	13.2	
Whitworth,Justin	9	145	0	0	0	0	145	16.1	
Grosdidier,Shae	11	0	138	0	0	0	138	12.5	
Claibourn,Lance	11	0	119	0	0	0	119	10.8	
Rainey,Colby	3	47	0	0	0	0	47	15.7	
Schoenfeld,Scott	8	9	32	0	0	0	41	5.1	
Otoo,Alex	11	0	0	0	0	19	19	1.7	
Torres,Johnny	11	13	0	0	0	0	13	1.2	
Eurich,Steve	9	0	11	0	0	0	11	1.2	
Armstrong,Cade	11	0	0	0	0	8	8	0.7	
Griffiths,Joel	11	-5	0	0	0	0	-5	-0.5	
Purkeypyle,Ben	11	-166	0	0	0	0	-166	-15.1	
Total	11	1713	2196	285	886	53	5133	466.6	
Opponents	11	1709	2093	203	880	190	5075	461.4	

No Name		GP	UT-AT-Total	TFL/Yds	[-Sacks-]	[-Pass Def-]	[-Fumbles-]	Blkd		
9 Richter,Jake	11	49-34-83	2.5-2	3-26	4	2	5			
18 Demicoli,Matt	11	31-34-65	4.0-22	1.0-9	1-1	2-0	1			
56 Armstrong,Cade	11	33-27-60	7.0-18	1-8	1	2-0				
42 Hoag,Jeff	11	26-17-43		1-0	2					
92 Franklin,A.J.	10	20-19-39	10.5-39	3.5-25	2	1-0	1			
1 Stribling,Brandon	11	25-14-39	2.0-3	1-0	4		5			
25 Swafford,Jared	9	21-17-38	1.0-1		1		2			
11 Ewers,Justin	9	19-13-32	3.0-17	1.0-10	3					
2 Otoo,Alex	11	18-13-31	2.0-5		2-19	4				
3 McDowell,Junis	9	15-14-29	6.0-15	2.5-8	1	2-0				
43 Rondeau,Eric	11	15-13-28	2.0-5	1.0-4						
54 LoPorto,Mike	11	16-11-27	3.0-6	1.0-4	1	1-0				
21 Howard,Emm.	11	13-4-17			1-0	2	1-0			
24 Larkins,Katrel	11	10-6-16					1-0			
90 Friederichs,Ryan	11	4-11-15	2.5-4	1.5-3						
66 McClain,Matt	11	7-8-15	1.5-4	1.0-4			1			
57 Webb,Angelo	8	7-7-14	3.0-6		1		1			
19 Acree,Jared	11	9-5-14								
55 Brinkman,A.J.	7	10-3-13	2.5-5		1					
96 Adams,Kaden	11	6-6-12	3.5-10	1.0-6	2	1-21				
98 Reaves,Matt	7	5-5-10	1.0-4	0.5-3						
99 Nunnely,Michael	7	6-3-9	1.0-1		1					
27 Kosko,John	3	5-1-6								
39 Fulton,Michael	9	2-2-4								
48 Waechter,John	11	1-3-4								
31 Lee,Travis	11	2-2-4								
22 Edwards,Jeff	11	1-2-3								
59 Caldwell,Robbie	2	3-0-3								
7 Biggs,Jarad	11	2-1-3								
80 Grosdidier,Shae	11	1-2-3								
33 Eurich,Steve	9	2-0-2								
6 Partridge,Sean	11	0-2-2								
32 Claibourn,Lance	11	1-1-2								
4 Barnett,Jermaine	7	2-0-2								
15 Hennes,Tyler	1	1-0-1								
44 Ringwall,Blake	6	1-0-1								
46 Utley,David	1	1-0-1								
16 Thompson,Jordan	2	1-0-1								
91 Hanson,Ben	1	0-1-1								
23 Thomas,Mario	5	0-1-1								
40 Ambler,Derek	1	1-0-1			1-0					
Total	11	394-304-698	58-167	14-76	11-53	32	4	9-21	7	11
Opponents.....	11	406-273-679	60-294	24-197	10-190	39	7	10-19	13	20

# 2006 RECAP



AT



Game 1	1	2	3	4	Final
<b>Emporia State</b>	<b>14</b>	<b>21</b>	<b>21</b>	<b>13</b>	<b>69</b>
<b>Panhandle State</b>	<b>6</b>	<b>0</b>	<b>0</b>	<b>0</b>	<b>6</b>

September 2, 2006 Attendance: 750  
 Goodwell, Okla. - Emporia State averaged 9.0 yards per play on their way to a 69-6 victory at Oklahoma Panhandle State on Saturday night in Goodwell, Okla. Seville Ko had 141 yards on 18 carries with two touchdowns on the ground and Ben Purkeypile was 11 of 16 for 199 yards and three touchdowns as the Hornets amassed 559 yards of total offense. The 69 points were the most scored by ESU in a season opener and the most points in a game since the Hornets 77-20 victory over Mo.-Rolla in 1997.

## Scoring Summary

	ESU	OPSU
<b>1st Quarter</b>	FIRST DOWNS..... 26	5
11:39 ESU - Sullivan 7 yd pass from Purkeypile (Edwards kick)	RUSHES-YARDS (NET).... 43-307	38-125
07:20 ESU - Ko 2 yd rn (Edwards,J kick), 01:50 OPSU - Warner 6 yd run (kick blockd)	PASSING YDS (NET)..... 252	23
	Passes Att-Comp-Int..... 19-13-1	10-2-1
	TOTAL OFFENSE .... 62-559	48-148
<b>2nd Quarter</b>	Fumble Returns-Yards..... 1-21	0-0
13:10 ESU - Barnett 35 yd pass from Purkeypile (Edwards kick)	Punt Returns-Yards..... 3-36	1-4
10:55 ESU - Grosdidier 31 yd pass from Purkeypile (Edwards kick)	Kickoff Returns-Yards..... 2-45	11-145
00:19 ESU - Ko 2 yd run (Edwards,J kick)	Interception Returns-Yards.... 1-0	1-11
	Punts (Number-Avg)..... 1-39.0	6-31.8
<b>3rd Quarter</b>	Fumbles-Lost..... 4-1	6-4
12:36 ESU - Whitworth 26 yd run (Edwards kick)	Penalties-Yards..... 10-90	5-40
04:17 ESU - Wieser 2 yd run (Edwards kick)	Possession Time..... 31:03	28:57
02:11 ESU - Henry 7 yd run (Edwards kick)	Third-Down Conversions... 6 of 8	0 of 9
	Fourth-Down Conversions.. 0 of 0	0 of 3
	Red-Zone Scores-Chances. 6-6	1-2
	Sacks By: Number-Yards..... 3-11	1-8
<b>4th Quarter</b>		
13:58 ESU - Claibourn 49 yd pass from Whitworth (kick failed)		
03:05 ESU - Rainey 33 yd run (Edwards kick),		

**RUSHING: Emporia State**-Ko,Seville 18-141; Wieser,Justin 9-52; Whitworth,Justi 3-51; Rainey,Colby 4-47; Henry,El Ray 4-19; Biggs,Jarad 1-3; Hulings,Ryan 1-3; Partridge,Sean 1-2; Runge,Eric 1-0; Purkeypile,Ben 1-minus 11. **Panhandle State Univ**-B. Warner 12-54; D. Daniels 7-49; S. Boone 9-10; G. Gilmore 4-6; C. Bell 1-5; S. Jackson 4-3; C. Maynard 1-minus 2.

**PASSING: Emporia State**-Purkeypile,Ben 11-16-1-199; Whitworth,Justi 2-3-0-53. **Panhandle State Univ**-B. Warner 1-8-1-15; G. Gilmore 1-2-0-8.

**RECEIVING: Emporia State**-Teske,Zac 3-56; Partridge,Sean 3-23; Sullivan,Lucas 2-25; Claibourn,Lance 1-49; Barnett,Jermain 1-35; Grosdidier,Shae 1-31; Ko,Seville 1-29; Hulings,Ryan 1-4. **Panhandle State Univ**-S. Jackson 2-23.

**INTERCEPTIONS: Emporia State**-Howard,Emmanuel 1-0. **Panhandle State Univ**-L.Thompson 1-11.

**FUMBLES: Emporia State**-Runge,Eric 1-0; Purkeypile,Ben 1-1; Whitworth,Justi 1-0; Partridge,Sean 1-0. **Panhandle State Univ**-B. Warner 2-2; S.Jackson 1-1; D. Daniels 1-1; C. Martin 1-0.



VS.



Game 2	1	2	3	4	Final
<b>Emporia State</b>	<b>7</b>	<b>0</b>	<b>3</b>	<b>8</b>	<b>18</b>
<b>#15 Winona State</b>	<b>7</b>	<b>14</b>	<b>0</b>	<b>0</b>	<b>21</b>

September 9, 2006 Attendance: 4892  
 Emporia, Kan. - Emporia State football had costly turnovers at the end of each half that proved to be the difference in a 21-18 loss to #15 Winona State on Saturday at Welch Stadium. The Hornets blocked two kicks in the game Ryan Hulings had 219 all-purpose yards in the ball game while catching a touchdown pass and a two-point conversion.

## Scoring Summary

	WSU	ESU
<b>1st Quarter</b>	FIRST DOWNS..... 15	16
13:37 WSU - Peters 23 yd pass from Aber (Salerno, Mike kick)	RUSHES-YARDS (NET).... 30-112	29-101
07:24 ESU - Barnett 22 yd pass from Purkeypile (Edwards kick)	PASSING YDS (NET)..... 180	215
	Passes Att-Comp-Int..... 30-17-0	34-19-1
	TOTAL OFFENSE .... 60-292	63-316
<b>2nd Quarter</b>	Fumble Returns-Yards..... 1-7	0-0
03:27 WSU - Aber 4 yd run (Salerno kick)	Punt Returns-Yards..... 4-56	4-65
01:36 WSU - Peters, Scott 16 yd pass from Aber (Salerno, Mike kick)	Kickoff Returns-Yards..... 4-71	3-86
<b>3rd Quarter</b>	Interception Returns-Yards.... 1-4	0-0
10:31 ESU - Edwards 23 yd field goal	Punts (Number-Avg)..... 7-42.4	7-40.0
<b>4th Quarter</b>	Fumbles-Lost..... 1-0	4-1
04:44 ESU - Hulings 6 yd pass from Purkeypile (Hulings pass from Purkeypile)	Penalties-Yards..... 6-49	8-87
	Possession Time..... 30:25	29:35
	Third-Down Conversions... 2 of 13	3 of 13
	Fourth-Down Conversions.... 1 of 1	0 of 0
	Red-Zone Scores-Chances.... 2-3	2-3
	Sacks By: Number-Yards..... 2-13	2-13

**RUSHING: Winona State**-Wiese, Alex 16-86; Aber, Drew 8-27; Linbo, Adam 1-4; TEAM 1-minus 1; Rottman, Carey 4-minus 4. **Emporia State**-Henry,EIRay 12-74; Ko,Seville 14-40; Purkeypile,Ben 3-minus 13.

**PASSING: Winona State**-Aber, Drew 17-30-0-180. **Emporia State**-Purkeypile,Ben 18-33-1-192; Partridge,Sean 1-1-0-23.

**RECEIVING: Winona State**-Peters, Scott 7-68; Ellestad, Jeff 2-17; Wiese, Alex 2-14; Morland, Justin 1-28; Burkoth, Todd 1-17; Sherman, Scott 1-15; Skala, Nate 1-12; Kraft, Cole 1-5; Rottman, Carey 1-4. **Emporia State**-Barnett,Jermaine 5-76; Hulings,Ryan 5-68; Sullivan,Lucas 4-29; Partridge,Sean 2-28; Henry,EIRay 1-8; Ko,Seville 1-4; Claibourn,Lance 1-2.

**INTERCEPTIONS: Winona State**-CunninghamShawn 1-4.

**FUMBLES: Winona State**-Aber, Drew 1-0. **Emporia State**-Purkeypile,Ben 2-0; Ko,Seville 1-1; Henry,EIRay 1-0.

# 2006 RECAP



VS.



Game 3	1	2	3	4	Final
<b>Emporia State</b>	<b>7</b>	<b>24</b>	<b>14</b>	<b>3</b>	<b>48</b>
<b>Fort Hays State</b>	<b>10</b>	<b>0</b>	<b>0</b>	<b>0</b>	<b>10</b>

September 16, 2006

Attendance: 6034

Emporia, Kan. - Emporia State used a career high 124 rushing yards from El Ray Henry on the way to a 48-10 win over Ft. Hays State at Jones Field at Welch Stadium on Saturday. Henry led all rushers with 124 yards on 14 carries and two touchdowns. Whitworth was seven of nine for 148 yards and a touchdown while Purkeypile was seven of 13 for 85 yards and a touchdown. Barnett ended the day with three catches for 76 yards and two touchdowns.

### Scoring Summary

	FHSU	ESU
<b>1st Quarter</b>	FIRST DOWNS.....	13 18
09:00 FHSU - Barr 29 yd field goal	RUSHES-YARDS (NET)....	38-144 34-139
03:50 FHSU - Melton 5 yd run (Barr kick)	PASSING YDS (NET).....	68 233
02:31 ESU - Henry 61 yd run (Edwards kick)	Passes Att-Comp-Int.....	31-12-1 22-14-0
<b>2nd Quarter</b>	TOTAL OFFENSE.....	69-212 56-372
11:38 ESU - Edwards 39 yd field goal,	Fumble Returns-Yards.....	0-0 0-0
09:38 ESU - Stribling, blocked punt return (Edwards kick)	Punt Returns-Yards.....	1-3 5-55
06:21 ESU - Barnett 32 yd pass from Whitworth (Edwards kick)	Kickoff Returns-Yards.....	4-67 0-0
00:55 ESU - Barnett 30 yd pass from Purkeypile (Edwards kick)	Interception Returns-Yards...	0-0 1-0
<b>3rd Quarter</b>	Punts (Number-Avg).....	10-29.2 5-40.0
09:26 ESU - Whitworth 10 yd run (Edwards kick)	Fumbles-Lost.....	1-0 0-0
00:08 ESU -Henry 5 yd run (Edwards kick)	Penalties-Yards.....	8-79 10-78
<b>4th Quarter</b>	Possession Time.....	30:49 29:11
06:39 ESU - Edwards 21 yd field goal,	Third-Down Conversions... 3 of 17	4 of 13
	Fourth-Down Conversions.. 3 of 3	1 of 1
	Red-Zone Scores-Chances.....	2-3 4-4
	Sacks By: Number-Yards.....	5-48 0-0

**RUSHING:** Ft. Hays State-Melton,Anthony 11-57; Hickel,Jordan 17-51; Prior,Brett 5-19; Jackson,Shane 3-17; Allison,Jay 2-0. **Emporia State**-Henry,EIRay 14-124; Wieser,Justin 3-26; Barnett,Jermaine 1-13; Ko,Seville 7-11; Whitworth,Justin 3-9; Partridge,Sean 1-4; Hornets 1-minus 5; Purkeypile,Ben 4-minus 43.

**PASSING:** Ft. Hays State-Jackson,Shane 12-31-1-68. **Emporia State**-Purkeypile,Ben 7-13-0-85; Whitworth,Justin 7-9-0-148.

**RECEIVING:** Ft. Hays State-Hickel,Jordan 4-16; Allison,Jay 2-17; Snyder,John 2-2; Finke,Billy 1-13; Manwarren,Tyler 1-8; Morris,Deonte 1-8; Jones,Derrick 1-4. **Emporia State**-Barnett,Jermaine 3-76; Teske,Zac 3-49; Ko,Seville 3-27; Grosdidier,Shae 1-31; Partridge,Sean 1-14; Sullivan,Lucas 1-14; Henry,EIRay 1-14; Biggs,Jarad 1-8.

**INTERCEPTIONS:** Ft. Hays State-None. **Emporia State**-Ambler,Derek 1-0.

**FUMBLES:** Ft. Hays State-Snyder,John 1-0. **Emporia State**-None.



AT



Game 4	1	2	3	4	Final
<b>Emporia State</b>	<b>7</b>	<b>7</b>	<b>7</b>	<b>14</b>	<b>35</b>
<b>Southwest Baptist</b>	<b>0</b>	<b>7</b>	<b>17</b>	<b>7</b>	<b>31</b>

September 23, 2006

Attendance: 2550

Bolivar, Mo. - Emporia State's Jermaine Barnett pulled in a 37 yard touchdown pass from Ben Purkeypile with 1:54 remaining to give the Hornets a 35-31 come from behind victory at Southwest Baptist on Saturday night. In a game that saw four lead changes in the final 19 minutes of action, ElRay Henry ended with a career high 138 yards on 16 carries with three touchdowns, while Barnett had four catches for 62 yards and two touchdowns. ESU rushed for 316 yards and ended with 493 yards of total offense.

### Scoring Summary

	ESU	SBU
<b>1st Quarter</b>	FIRST DOWNS.....	23 19
11:24 ESU - Henry 17 yd r (Edwards kick)	RUSHES-YARDS (NET)....	50-316 18-30
<b>2nd Quarter</b>	PASSING YDS (NET).....	177 365
13:03 SBU - Woodson 11 yd pass from Clardy (Smith kick)	Passes Att-Comp-Int.....	15-11-0 39-26-2
1:08 ESU - Henry 1 yd run (Edwards kick)	TOTAL OFFENSE.....	65-493 57-395
<b>3rd Quarter</b>	Fumble Returns-Yards.....	0-0 0-0
11:41 SBU - Woodson 7 yd pass from Clardy (Smith kick)	Punt Returns-Yards.....	1-13 2-10
8:21 ESU -Henry 43 yd run (Edwards kick)	Kickoff Returns-Yards.....	4-75 5-76
06:00 SBU - Smith 28 yd field goal	Interception Returns-Yards...	2-0 0-0
04:26 SBU - Nicholson 63 yd pass from Clardy (Smith kick)	Punts (Number-Avg).....	3-38.3 2-41.5
<b>4th Quarter</b>	Fumbles-Lost.....	2-1 0-0
05:31 ESU - Barnett 9 yd pass from Purkeypile (Edwards kick)	Penalties-Yards.....	7-65 3-25
02:58 SBU - Smart 17 yd pass from Clardy (Smith kick)	Possession Time.....	35:18 24:42
01:54 ESU - Barnett 37 yd pass from Purkeypile (Edwards kick)	Third-Down Conversions....	5 of 9 3 of 9
	Fourth-Down Conversions...	0 of 0 1 of 2
	Red-Zone Scores-Chances...	3-4 4-4
	Sacks By: Number-Yards.....	4-23 3-17

**RUSHING:** **Emporia State**-Henry,EIRay 16-138; Ko,Seville 16-77; Wieser,Justin 4-40; Hulings,Ryan 4-30; Whitworth,Justin 5-24; Partridge,Sean 1-7; Barnett,Jermaine 1-3; Hornets 2-minus 3; Purkeypile,Ben 1-minus 9; Schoenfeld,Scott 0-9. **Southwest Baptist**-Nicholson,Moine 7-31; Smart,Nick 1-4; Clardy,Robert 6-4; Foster,Derrick 1-minus 1; Mays,Desmond 2-minus 2; McCoy,John 1-minus 6.

**PASSING:** **Emporia State**-Purkeypile,Ben 6-8-0-94; Whitworth,Justin 5-7-0-83. **Southwest Baptist**-Clardy,Robert 26-39-2-365; McCoy,John 0-0-0-0.

**RECEIVING:** **Emporia State**-Barnett,Jermaine 4-62; Partridge,Sean 2-27; Hulings,Ryan 2-23; Ko,Seville 1-40; Sullivan,Lucas 1-13; Claibourn,Lance 1-12. **Southwest Baptist**-Smart,Nick 7-99; Packer,Jeremy 7-68; Nicholson,Moine 5-90; Woodson,Robert 5-65; Vaughn,Joshua 1-32; Tucker,Jamar 1-11.

**INTERCEPTIONS:** **Emporia State**-Hoag,Jeff 1-0; Demicoli,Matt 1-0. **Southwest Baptist**-None.

**FUMBLES:** **Emporia State**-Purkeypile,Ben 1-0; Wieser,Justin 1-1. **Southwest Baptist**-None.



# 2006 RECAP



VS.



Game 5	1	2	3	4	OT	[5	6	7	8]	Final
<b>Emporia State</b>	<b>7</b>	<b>7</b>	<b>10</b>	<b>7</b>	<b>26</b>	<b>[7</b>	<b>7</b>	<b>6</b>	<b>6]</b>	<b>57</b>

**#13 Pittsburg State 0 14 10 7 28 [7 7 6 8] 59**

September 30, 2006

Attendance: 6834

Emporia, Kan. - Emporia State fell 59-57 in four overtimes to Pittsburg State on Sept. 30 at Jones Field at Welch Stadium. El Ray Henry had a career high 139 yards on 26 carries and three touchdowns for ESU and Hulings had six catches for 80 yards and three scores for the Hornets. The 116 combined points are the most ever scored at Welch Stadium. This was the first four overtime game in MIAA regular season play and the first in all games since NWMSU defeated Carson Newman in the 1999 NCAA Division II championship game.

## Scoring Summary

	ESU	PSU
<b>1st Quarter</b>	FIRST DOWNS..... 22	24
8:40 ESU - Henry 25yd run (Edwards kick)	RUSHES-YARDS (NET)..... 57-253	45-216
<b>2nd Quarter</b>	PASSING YDS (NET)..... 167	236
13:38 ESU - Henry 3yd run (Edwards kick)	Passes Att-Comp-Int..... 17-10-2	33-20-1
7:48 PSU - Smith 8 yd run (Alleman kick)	TOTAL OFFENSE..... 74-420	78-452
00:18 PSU - McMurtrey 65 yd interception return (Alleman kick)	Fumble Returns-Yards..... 0-0	0-0
<b>3rd Quarter</b>	Punt Returns-Yards..... 1-12	1-19
12:19 PSU - Alleman 19 yd field goal	Kickoff Returns-Yards..... 4-160	5-109
05:51 PSU - Barta 8 yd pass from Smith (Alleman kick)	Interception Returns-Yards... 1-65	2-18
03:35 ESU - Edwards 30 yd field goal	Punts (Number-Avg)..... 4-36.8	5-37.4
00:13 ESU - Hulings, Ryan 12 yd pass from Whitworth (Edwards kick)	Fumbles-Lost..... 3-2	1-1
<b>4th Quarter</b>	Penalties-Yards..... 5-35	7-29
7:18 PSU - Smith 23 yd run (Alleman kick)	Possession Time..... 28:40	31:20
00:39 ESU - Purkeypille 3 yd pass from Purkeypille (Edwards kick)	Third-Down Conversions.... 6 of 14	12 of 18
<b>Overtime</b>	Fourth-Down Conversions.... 1 of 1	0 of 0
15:00 PSU - Race 8 yd run (Alleman kick)	Red-Zone Scores-Chances.... 7-7	5-5
15:00 ESU - Hulings 21 yd pass from Whitworth (Edwards kick)	Sacks By: Number-Yards..... 1-7	1-1
15:00 ESU - Sullivan 7 yd pass from Whitworth (Edwards kick)		
15:00 PSU - Race 2 yd run (Alleman kick)		
15:00 PSU - Race 6 yd run (rush failed)		
15:00 ESU - Henry 25 yd run (pass failed)		
15:00 ESU - Partridge 24 yd pass from Whitworth (pass failed)		
15:00 PSU - Race 7 yd run (Race rush)		

**RUSHING: Pittsburg State**-Race, Germaine 32-144; Smith, Mark 22-101; Bean, Justin 1-7; Farabi, Caleb 1-1; Collums, Tyler 1-0. **Emporia State**-Henry, ElRay 26-139; Wieser, Justin 8-32; Hulings, Ryan 3-20; Ko, Seville 4-13; Whitworth, Justin 4-12.

**PASSING: Pittsburg State**-Smith, Mark 10-14-1-167; TEAM 0-2-0-0; Waters, Geno 0-1-1-0. **Emporia State**-Purkeypille, Ben 10-19-1-99; Whitworth, Justin 10-14-0-137.

**RECEIVING: Pittsburg State**-Pray, Bryan 5-98; Curran, Pierce 2-28; Barta, Brian 2-22; Ryan, Derek 1-19. **Emporia State**-Hulings, Ryan 6-80; Barnett, Jermaine 3-57; Partridge, Sean 3-36; Teske, Zac 2-16; Sullivan, Lucas 2-13; Grosdidier, Shae 1-17; Biggs, Jarad 1-8; Henry, ElRay 1-5; Wieser, Justin 1-4.

**INTERCEPTIONS: Pittsburg State**-McMurtrey, Bryan 1-65. **Emporia State**-Richter, Jake 1-18; Stribling, Brandon 1-0.

**FUMBLES: Pittsburg State**-Race, Germaine 2-2; Pray, Bryan 1-0. **Emporia State**-Henry, ElRay 1-1.



AT



Game 6	1	2	3	4	Final
<b>Emporia State</b>	<b>0</b>	<b>3</b>	<b>14</b>	<b>0</b>	<b>17</b>

**#2 Northwest Missouri 21 0 14 14 49**

October 7, 2006

Attendance: 5207

Maryville, Mo. - Emporia State could not overcome a 21-0 first quarter deficit in a 49-17 loss at #2 Northwest Missouri. The Hornets scored first rushing touchdown against NWMSU since Brian Shay in 1998. Seville Ko was the leading rusher for the Hornets with 37 yards on 19 carries. El Ray Henry, the third leading rusher in the MIAA, had one carry for three yards before leaving with back spasms. Brandon Stribling led the Hornet defense with nine tackles.

## Scoring Summary

	ESU	NWMSU
<b>1st Quarter</b>	FIRST DOWNS..... 15	27
10:50 NWMSU - Omon 2yd run (Frevert kick)	RUSHES-YARDS (NET)..... 32-30	42-230
<b>2nd Quarter</b>	PASSING YDS (NET)..... 184	246
05:52 NWMSU - Omon 1yd run (Frevert kick)	Passes Att-Comp-Int..... 31-13-1	28-17-0
00:54 NWMSU - Wright 8 yd pass from Mathews (Frevert kick)	TOTAL OFFENSE..... 63-214	70-476
<b>3rd Quarter</b>	Fumble Returns-Yards..... 0-0	0-0
05:42 ESU - Edwards 28 yd field goal	Punt Returns-Yards..... 0-0	4-11
11:19 NWMSU - Omon 1 yd run (Frevert kick)	Kickoff Returns-Yards..... 3-46	4-124
05:34 ESU - Wieser 7 yd run (Edwards kick)	Interception Returns-Yards... 0-0	1-0
3:02 NWMSU - Omon 17 yd run (Frevert kick)	Punts (Number-Avg)..... 6-38.7	3-20.3
00:45 ESU - Hulings 21 yd pass from Purkeypille (Edwards kick)	Fumbles-Lost..... 3-1	0-0
<b>4th Quarter</b>	Penalties-Yards..... 4-25	8-70
11:58 NWMSU - Council 4 yd run (Frevert kick)	Possession Time..... 29:47	30:13
07:03 NWMSU - Qaoud 20 yd pass from Osborn (Frevert kick)	Third-Down Conversions.... 2 of 14	7 of 11
	Fourth-Down Conversions.... 3 of 3	0 of 1
	Red-Zone Scores-Chances.... 3-3	7-7
	Sacks By: Number-Yards..... 1-4	4-39

**RUSHING: Emporia State**-Ko, Seville 8-37; Wieser, Justin 11-10; Hulings, Ryan 2-9; Whitworth, Justin 5-6; Henry, ElRay 1-3; Sullivan, Lucas 1-0; Hornets 1-minus 2; Purkeypille, Ben 3-minus 33. **NW Missouri State**-Omon, Xavier 21-105; Council, LaRon 11-88; Cook, Sheldon 8-36; Falkner, E.J. 1-5; Mathews, Josh 1-minus 4.

**PASSING: Emporia State**-Whitworth, Justin 7-16-1-94; Purkeypille, Ben 6-15-0-90. **NW Missouri State**-Mathews, Josh 11-17-0-167; Osborn, Joel 6-11-0-79.

**RECEIVING: Emporia State**-Hulings, Ryan 3-66; Grosdidier, Shae 2-39; Ko, Seville 2-8; Wieser, Justin 1-26; Partridge, Sean 1-24; Biggs, Jarad 1-7; Schoenfeld, Scott 1-7; Teske, Zac 1-4; Sullivan, Lucas 1-3. **NW Missouri State**-Wright, Kendall 7-89; Falkner, E.J. 3-37; Peterson, Mike 2-39; Qaoud, Abe 2-29; Robinson, R. 1-24; Goss, Jon 1-23; Sherman, Zach 1-5.

**INTERCEPTIONS: NW Missouri State**-Pratt, Brandon 1-0. **ESU**-None

**FUMBLES: Emporia State**-Purkeypille, Ben 1-1; Hornets 1-0; Hulings, Ryan 1-0. **NW Missouri State**-None.

# 2006 RECAP



VS.



Game 7	1	2	3	4	Final
<b>Emporia State</b>	<b>7</b>	<b>6</b>	<b>0</b>	<b>0</b>	<b>13</b>
<b>Truman</b>	<b>7</b>	<b>0</b>	<b>7</b>	<b>0</b>	<b>14</b>

October 14, 2006

Attendance: 5534

Emporia, Kan. - Emporia State missed two field goals and lost a fumble with 1:29 left at the Truman 18 yard line in a 14-13 loss to the Bulldogs on Oct. 7 at Jones Field at Welch Stadium. Seville Ko led all rushers with 130 yards on 30 carries for the Hornets. while Alex Otoo had seven tackles with two TFL and an interception to lead the Hornet defense.

### Scoring Summary

	TSU	ESU
<b>1st Quarter</b>	FIRST DOWNS.....	18 16
10:58 TSU - Ticich 2 yd run (Masucci kick)	RUSHES-YARDS (NET).....	30-85 44-136
06:16 ESU - Sullivan 14 yd pass from Purkeypile (Edwards kick)	PASSING YDS (NET).....	145 158
<b>2nd Quarter</b>	Passes Att-Comp-Int.....	29-13-1 26-14-0
12:20 ESU - Edwards 29 yd field goal	TOTAL OFFENSE.....	59-230 70-294
03:28 ESU - Edwards 45 yd field goal	Fumble Returns-Yards.....	0-0 0-0
<b>3rd Quarter</b>	Punt Returns-Yards.....	3-28 3-34
04:44 TSU - Bonner 11 yd pass from Ticich (Masucci kick)	Kickoff Returns-Yards.....	3-62 2-46
	Interception Returns-Yards....	0-0 1-19
	Punts (Number-Avg).....	7-35.1 5-34.8
	Fumbles-Lost.....	0-0 5-2
	Penalties-Yards.....	6-55 7-59
	Possession Time.....	23:36 36:24
	Third-Down Conversions.....	3 of 11 6 of 17
	Fourth-Down Conversions....	0 of 0 2 of 2
	Red-Zone Scores-Chances.....	2-3 2-5
	Sacks By: Number-Yards.....	3-24 0-0

**RUSHING:** *Truman*-Ticich, Matt 10-33; Riley, Dwayne 11-31; Bemby, Marvin 6-25; TEAM 3-minus 4. *Emporia State*-Ko, Seville 30-130; Hulings, Ryan 4-26; Wieser, Justin 4-5; Purkeypile, Ben 6-minus 25.

**PASSING:** *Truman*-Ticich, Matt 13-29-1-145.

*Emporia State*-Purkeypile, Ben 8-15-0-122; Whitworth, Justin 6-11-0-36.

**RECEIVING:** *Truman*-Bonner, Ryan 4-57; Emokpae, Vanness 3-34; Amundson, Jeff 2-11; Sanders, Jeff 1-23; Mayson, Richard 1-11; Coker, Albert 1-7; Perry, James 1-2. *Emporia State*-Partridge, Sean 3-43; Sullivan, Lucas 3-22; Hulings, Ryan 2-33; Biggs, Jarad 2-13; Schoenfeld, Scott 1-23; Eurich, Steve 1-11; Grosdidier, Shae 1-9; Ko, Seville 1-4.

**INTERCEPTIONS:** *Truman*-None. *Emporia State*-Otoo, Alex 1-19.

**FUMBLES:** *Truman*-None. *Emporia State*-Purkeypile, Ben 2-1; Wieser, Justin 2-1; Hulings, Ryan 1-0.



AT



Game 8	1	2	3	4	Final
<b>Emporia State</b>	<b>6</b>	<b>0</b>	<b>0</b>	<b>6</b>	<b>12</b>
<b>#16 Missouri Western</b>	<b>0</b>	<b>0</b>	<b>10</b>	<b>14</b>	<b>24</b>

October 21, 2006

Attendance: 2659

St. Joseph, Mo. - Emporia State missed two field goals and lost a fumble with 1:29 left at the Truman 18 yard line in a 14-13 loss to the Bulldogs on Oct. 7 at Jones Field at Welch Stadium. Seville Ko ended the day with 112 yards on 24 carries and a touchdown and Ryan Hulings had three catches for 64 yards. The Hornets blocked four kicks in the ball game.

### Scoring Summary

	ESU	MWSU
<b>1st Quarter</b>	FIRST DOWNS.....	14 19
11:28 ESU - Ko 2 yd run (pass failed)	RUSHES-YARDS (NET).....	29-120 47-224
<b>3rd Quarter</b>	PASSING YDS (NET).....	135 217
06:18 MWSU - Robinson 10 yd pass from Eidson (Strickler kick)	Passes Att-Comp-Int.....	32-13-2 23-10-1
00:09 MWSU - Strickler 34 yd field goal	TOTAL OFFENSE.....	61-255 70-441
<b>4th Quarter</b>	Fumble Returns-Yards.....	0-0 0-0
10:47 MWSU - White 5 yd run (Strickler kick)	Punt Returns-Yards.....	1-24 1-5
03:02 MWSU - Brooks 9 yd pass from Landess (Strickler kick)	Kickoff Returns-Yards.....	2-32 1-20
01:36 ESU - Schoenfeld 2 yd pass from Purkeypile (pass failed)	Interception Returns-Yards....	1-0 2-19
	Punts (Number-Avg).....	4-29.2 4-18.8
	Fumbles-Lost.....	2-1 1-1
	Penalties-Yards.....	6-42 8-81
	Possession Time.....	26:27 33:33
	Third-Down Conversions...	4 of 12 5 of 13
	Fourth-Down Conversions..	2 of 4 2 of 2
	Red-Zone Scores-Chances.....	2-3 4-7
	Sacks By: Number-Yards.....	0-0 1-9

**RUSHING:** *Emporia State*-Ko, Seville 24-112; Torres, Johnny 1-13; Wieser, Justin 1-7; Whitworth, Justin 1-4; Hulings, Ryan 1-minus 7; Purkeypile, Ben 1-minus 9. *Missouri Western*-White, Jeremiah 24-97; Burns, Jamison 14-73; Landess, Matt 8-55; TEAM 1-minus 1.

**PASSING:** *Emporia State*-Purkeypile, Ben 10-25-2-95; Whitworth, Justin 3-7-0-40. *Missouri Western*-Landess, Matt 9-22-1-207; Eidson, Daniel 1-1-0-10.

**RECEIVING:** *Emporia State*-Hulings, Ryan 3-64; Teske, Zac 3-17; Ko, Seville 2-29; Partridge, Sean 2-20; Wieser, Justin 2-3; Schoenfeld, Scott 1-2. *Missouri Western*-Brooks, Jarrett 3-49; White, Jeremiah 2-78; Mead, Andrew 2-52; Sharp, Zach 1-20; Robinson, Gijon 1-10; Harris, Joey 1-8.

**INTERCEPTIONS:** *Emporia State*-Otoo, Alex 1-0.

*Missouri Western*-Fisher, JohnMath 1-15; Carbin, Greg 1-0; Kester, Brad 0-4.

**FUMBLES:** *Emporia State*-Ko, Seville 1-1; Hulings, Ryan 1-0.

*Missouri Western*-White, Jeremiah 1-1.

# 2006 RECAP



AT



Game 9	1	2	3	4	Final
<b>Emporia State</b>	<b>6</b>	<b>0</b>	<b>0</b>	<b>0</b>	<b>6</b>
<b>Washburn</b>	<b>7</b>	<b>10</b>	<b>14</b>	<b>6</b>	<b>37</b>

October 28, 2006

Attendance: 6093

Topeka, Kan. - Emporia State took a 6-0 lead before Washburn reeled off 37 straight points as the Hornets lost their fifth consecutive game, 37-6 in Topeka on Oct. 28. Seville Ko led ESU with 67 yards on 19 carries to snap a two game string of 100 yard rushing games. Lucas Sullivan was the leading receiver with three catches for 15 yards and a touchdown for the Hornets. Jake Richter had 18 tackles, 14 of them unassisted, and two interceptions. He became the first Hornet to have two interceptions in a game since Lucas Waller had two picks against Missouri-Rolla in 2003.

## Scoring Summary

	ESU	WU
<b>1st Quarter</b>	FIRST DOWNS..... 13	18
09:05 ESU - Sullivan 14 yd pass from Purkeypile (kick failed)	RUSHES-YARDS (NET)..... 29-111	52-248
02:40 WU - Hearn, 4 yd run (Sabel kick)	PASSING YDS (NET)..... 57	170
<b>2nd Quarter</b>	Passes Att-Comp-Int..... 25-8-2	21-11-2
02:28 WU - Watkins 19 yd interception return (Sabel kick)	TOTAL OFFENSE..... 54-168	73-418
00:03 WU - Sabel 23 yd field goal	Fumble Returns-Yards..... 0-0	0-0
<b>3rd Quarter</b>	Punt Returns-Yards..... 1-13	4-52
09:47 WU - Mosley 3 yd run (Sabel kick)	Kickoff Returns-Yards..... 5-100	1-3
03:03 WU - Brown1 yd run (Sabel kick)	Interception Returns-Yards.... 2-8	2-36
<b>4th Quarter</b>	Punts (Number-Avg)..... 6-28.7	3-27.7
00:17 WU - Walker 28 yd run (kick failed)	Fumbles-Lost..... 1-1	0-0
	Penalties-Yards..... 2-17	8-60
	Possession Time..... 23:55	36:05
	Third-Down Conversions... 5 of 12	7 of 17
	Fourth-Down Conversions... 0 of 1	4 of 5
	Red-Zone Scores-Chances..... 1-1	4-6
	Sacks By: Number-Yards..... 1-6	1-3

**RUSHING: Emporia State**-Ko,Seville 19-67; Whitworth,Justin 7-39; Hulings,Ryan 1-4; Wieser,Justin 2-1. **Washburn**-Walker,Brandon 21-114; Mosley,Ra'Shawn 13-62; Hearn,Trent 7-28; Brown,Chris 6-25; Cole,Brad 2-19; Wofford,Beau 3-0.

**PASSING: Emporia State**-Whitworth,Justin 2-15-1-11; Purkeypile,Ben 6-10-1-46. **Washburn**-Wofford,Beau 11-19-2-170; TEAM 0-1-0-0; Sissom,Sam 0-1-0-0.

**RECEIVING: Emporia State**-Sullivan,Lucas 3-15; Hulings,Ryan 1-12; Ko,Seville 1-8; Claibourn,Lance 1-8; Partridge,Sean 1-8; Biggs,Jarad 1-6.

**Washburn**-Gardiner,Aaron 4-90; Lebahn,Jake 4-38; Sissom,Sam 2-28; Powers,Drameago 1-14.

**INTERCEPTIONS: Emporia State**-Richter,Jake 2-8. **Washburn**-Terrell,Fletche 1-17; Watkins,Zach 1-19.

**FUMBLES: Emporia State**-Whitworth,Justin 1-1. **Washburn**-None.



AT



Game 10	1	2	3	4	Final
<b>Emporia State</b>	<b>7</b>	<b>7</b>	<b>7</b>	<b>0</b>	<b>21</b>
<b>Central Missouri</b>	<b>7</b>	<b>20</b>	<b>7</b>	<b>14</b>	<b>48</b>

November 4, 2006

Attendance: 4320

Warrensburg, Mo. - Despite a career high 25 of 45 day for 311 yards and two touchdowns from Ben Purkeypile, Emporia State dropped it's sixth straight game with a 48-21 loss at Central Missouri on Nov. 4. Ryan Hulings had a career high 11 catches for 139 yards and ended with a career high 318 all-purpose yards for ESU and Seville Ko ended the game with 98 yards on 18 carries for the Hornets.

## Scoring Summary

	ESU	UCM
<b>1st Quarter</b>	FIRST DOWNS..... 20	20
12:32 ESU - Ko 4 yd run (Edwards kick)	RUSHES-YARDS (NET).....25-100	28-157
08:33 UCM - Jacobsen 22 yd pass from Korrodi (Webb kick)	PASSING YDS (NET)..... 311	348
<b>2nd Quarter</b>	Passes Att-Comp-Int..... 46-25-1	24-18-0
13:05 UCM -Caldwell 37yd run (kick failed)	TOTAL OFFENSE..... 71-411	52-505
08:05 UCM - Caldwell 9 yd run (Lumpkin kick)	Fumble Returns-Yards..... 0-0	0-0
04:06 UCM - Ridley 55 yd pass from Korrodi (Lumpkin kick)	Punt Returns-Yards..... 1-17	2-22
01:01 ESU - Partridge 29 yd pass from Purkeypile (Edwards kick)	Kickoff Returns-Yards..... 6-158	3-60
<b>3rd Quarter</b>	Interception Returns-Yards.... 0-0	1-29
07:34 UCM - McCartney 8 yd pass from Korrodi (Lumpkin kick)	Punts (Number-Avg)..... 4-30.2	2-37.5
03:12 ESU - Partridge 18 yd pass from Purkeypile (Edwards kick)	Fumbles-Lost..... 0-0	1-1
<b>4th Quarter</b>	Penalties-Yards..... 11-101	5-45
11:21 UCM - Ridley 27 yd pass from Korrodi (Lumpkin kick)	Possession Time..... 32:54	27:06
06:32 UCM - Braden 13 yd run (Lumpkin kick)	Third-Down Conversions... 3 of 12	3 of 9
	Fourth-Down Conversions.. 2 of 5	2 of 2
	Red-Zone Scores-Chances..... 2-3	3-3
	Sacks By: Number-Yards..... 0-0	2-23

**RUSHING: Emporia State**-Ko,Seville 18-98; Wieser,Justin 2-16; Hulings,Ryan 1-4; Purkeypile,Ben 4-minus 18. **Central Missouri**-Caldwell,Will 10-99; Braden,Jeremy 12-56; Gore,Justin 2-6; TM 1-minus 1; Korrodi,Toby 3-minus 3.

**PASSING: Emporia State**-Purkeypile,Ben 25-45-1-311; Partridge,Sean 0-1-0-0. **Central Missouri**-Korrodi,Toby 18-24-0-348.

**RECEIVING: Emporia State**-Hulings,Ryan 11-139; Biggs,Jarad 4-59; Ko,Seville 4-23; Partridge,Sean 3-59; Wieser,Justin 2-19; Teske,Zac 1-12. **Central Missouri**-McCartney,Jason 5-92; Maxwell,Ted 4-46; Ridley,Chad 2-82; Braden,Jeremy 2-47; Jacobsen,Matt 2-43; Spiegel,Mike 2-26; Thornton,Sean 1-12.

**INTERCEPTIONS: ESU**-None. **Central Missouri**-Ricketts,Kendal 1-29.

**FUMBLES: Emporia State**-None. **Central Missouri**-Caldwell,Will 1-1.

# 2006 RECAP



VS.



Game 11	1	2	3	4	Final
<b>Emporia State</b>	<b>10</b>	<b>10</b>	<b>13</b>	<b>0</b>	<b>33</b>
<b>Missouri Southern</b>	<b>14</b>	<b>14</b>	<b>0</b>	<b>6</b>	<b>34</b>

November 11, 2006 Attendance: 4005  
 Emporia, Kan. - Emporia State ended the season with a 34-33 loss to Missouri Southern on Saturday at Welch Stadium. Seville Ko led all rushers with 72 yards on 13 carries and added 62 yards on three catches for 134 yards from scrimmage. El Ray Henry had 62 yards on 15 carries after missing four games with back spasms. Ben Purkeypile was 15 of 35 for 192 yards for two touchdowns through the air.

### Scoring Summary

	MSSU	ESU
<b>1st Quarter</b>		
09:29 ESU - Partridge 3 yd pass from Purkeypile (Edwards kick)	FIRST DOWNS..... 14	16
07:33 MSSU - Colbert 1 yd run (Malette kick)	RUSHES-YARDS (NET)... 33-101	33-137
05:19 ESU - Edwards 19 yd field goal	PASSING YDS (NET)..... 164	238
04:20 MSSU - Newman 5 yd run (Malette kick)	Passes Att-Comp-Int..... 23-12-1	37-16-1
2nd	TOTAL OFFENSE..... 56-265	70-375
12:38 ESU - Hulings 3 yd pass from Purkeypile (Edwards kick)	Fumble Returns-Yards..... 1-12	0-0
04:16 MSSU - Bado 14 yd run (Malette kick)	Punt Returns-Yards..... 0-0	2-9
04:06 MSSU - Anderson 12 yd fumble recovery (Malette kick)	Kickoff Returns-Yards..... 4-92	6-189
01:22 ESU - Edwards 24 yd field goal	Interception Returns-Yards.... 1-26	1-8
3rd	Punts (Number-Avg)..... 5-33.2	2-32.5
07:21 ESU - Ko 35 yd run (pass failed)	Fumbles-Lost..... 1-1	2-1
01:00 ESU - Biggs 46 yd pass from Teske (Edwards kick)	Penalties-Yards..... 3-33	5-38
4th	Possession Time..... 27:44	32:16
11:29 MSSU - Colbert 7 yd run (pass failed)	Third-Down Conversions.... 4 of 13	6 of 17
	Fourth-Down Conversions.... 0 of 1	1 of 3
	Red-Zone Scores-Chances.... 4-4	4-5
	Sacks By: Number-Yards..... 1-6	2-18

**RUSHING: Missouri Southern**-Colbert, Freddie 21-63; Bado, Colin 1-22; Norman, Isaac 1-16; Newman, Ronnell 3-7; Hinspeter, Adam 7-minus 7. **Emporia State**-Ko, Seville 13-72; Henry, ElRay 15-62; Biggs, Jarad 2-11; Hulings, Ryan 1-2; Purkeypile, Ben 2-minus 5; Griffiths, Joel 0-minus 5.

**PASSING: Missouri Southern**-Hinspeter, Adam 12-23-1-164. **Emporia State**-Purkeypile, Ben 15-35-1-192; Whitworth, Justin 0-1-0-0; Teske, Zac 1-1-0-46.

**RECEIVING: Missouri Southern**-Bado, Colin 2-50; Henry, Korie 2-21; Norman, Isaac 2-19; Colbert, Freddie 2-12; Harding, Noah 1-52; Terry, Jonathon 1-6; Aiono, Anthon 1-3; Newman, Ronnell 1-1. **Emporia State**-Hulings, Ryan 4-34; Ko, Seville 3-62; Partridge, Sean 3-20; Biggs, Jarad 2-52; Claibourne, Lance 2-48; Sullivan, Lucas 1-11; Grosdidier, Shae 1-11.

**INTERCEPTIONS: Missouri Southern**-Manga, Moses 1-26. **Emporia State**-Armstrong, Cade 1-8.

**FUMBLES: Missouri Southern**-Hinspeter, Adam 1-1. **Emporia State**-Hulings, Ryan 1-1; Henry, ElRay 1-0.

## 2007 Spring Football Game



VS.



Spring Game	1	2	3	4	Final
<b>Emporia State (Black)</b>	<b>7</b>	<b>7</b>	<b>7</b>	<b>0</b>	<b>21</b>
<b>Emporia State (Gold)</b>	<b>17</b>	<b>0</b>	<b>0</b>	<b>0</b>	<b>17</b>

April 21, 2007 Attendance: 750  
 Emporia, Kan. - Justin Wieser ran for 111 yards on just seven carries and Sean Partridge caught two touchdowns as the Black Team came from behind for a 21-17 win over the Gold Team at the Emporia State Spring Football Game. Over 750 fans turned out at Welch Stadium on Saturday morning to get the first official look at the Hornets under first year coach Garin Higgins.

The Gold Team was spotted a 17-0 lead to start the contest. Partridge put the first points on the board for the Black Team on a 19-yard reception from Ben Purkeypile. After holding the Gold Team on their next offensive series, Wieser broke loose on a 65 yard touchdown run to pull his team within 21-14. Andre Sloan El led the Black Team on the game winning drive and ended it with a 13-yard completion to Partridge for a 21-17 Black Team lead.

The Black Team quarterbacks of Sloan El and Purkeypile were a combined 12 of 22 for 127 yards and two touchdowns. Sloan El also gained 21 yards on six rushes.

### Scoring Summary

Partridge, Sean 19 yard TD from Purkeypile, Ben (PAT Kick Good)  
 Wieser, Justin 65 yard TD (PAT Kick Good)  
 Partridge, Sean 13 yard TD from Sloan El, Andre (PAT Kick Good)

**RUSHING: Black Team:** Weiser, Justin 7-111 yds TD; Sloan El, Andre 6-21 yds; Ko, Seville 4-7 yds; Sullivan, Lucas 1-(-2 yds); Purkeypile, Ben 1-(-3 yds).

**Gold Team:** Rainey, Colby 8-12 yds; Lynch, Jacob 1-2 yds; Mirocke, Dominic 1-(-1 yds); Aubrey, Jason 1-(-1-4 yds); Runge, Eric 2-(-13 yds)

**PASSING: Black Team:** Sloan El, Andre 6 of 10, 68 yards 1 TD; Purkeypile, Ben 6 of 12 59 yards 1 TD.

**Gold Team:** Runge, Eric 6 of 15, 54 yards; Aubrey, Jason 1 of 3, 8 yards

**RECEIVING: Black Team:** Partridge, Sean 6-103 yds 2 TD; Larkins, Katrell 2-15 yds; Wieser, Justin 1-5 yds; Sparling, Jarod 1-4 yds; Ko, Seville 2-0 yds.

**Gold Team:** Mirocke, Dominic 3-30 yds; Aubrey, Jason 1-26 yds; May, Wesley 1-5 yds; Lynch, Jacob 2-1 yd.



# THE MIAA



## MIAA MEMBERSHIP

### Central Missouri State University

Location ..... Warrensburg, Mo.

Mascot ..... Mules

### Emporia State University

Location ..... Emporia, Kan.

Mascot ..... Hornets

### Ft. Hays State University

Location ..... Hays, Kan.

Mascot ..... Tigers

### Missouri Southern State University

Location ..... Joplin, Mo.

Mascot ..... Lions

### Missouri Western State College

Location ..... St. Joseph, Mo.

Mascot ..... Griffons

### Northwest Missouri State University

Location ..... Maryville, Mo.

Mascot ..... Bearcats

### Pittsburg State University

Location ..... Pittsburg, Kan.

Mascot ..... Gorillas

### Southwest Baptist University

Location ..... Bolivar, Mo.

Mascot ..... Bearcats

### Truman State University

Location ..... Kirksville, Mo.

Mascot ..... Bulldogs

### Washburn University

Location ..... Topeka, Kan.

Mascot ..... Ichabods

Over the past 95 years, the MIAA has gained the reputation of being one of the top NCAA Division II conferences in the nation.

MIAA student-athletes have won 13 NCAA team championships and, since 1964, nearly 150 individual national titles. For the men, conference champions are crowned in football, cross country, basketball, indoor and outdoor track & field, baseball, tennis and golf. The women compete for titles in volleyball, cross country, soccer, basketball, indoor and outdoor track & field, softball and tennis.

The MIAA turned a new page on July 1, 1992, when the conference changed its name from the Missouri Intercollegiate Athletic Association to the Mid-America Intercollegiate Athletics Association. The decision to change originated in 1989, when Pittsburg State University and Washburn University became the first schools outside the state of Missouri to gain membership in the MIAA.

The conference was first organized in 1912 with 14 member institutions. Central Missouri State University, Truman State University, and Northwest Missouri State University are the only original schools still members.

The first change in membership came in 1924, when the MIAA reorganized to include only the five regional Missouri state colleges: Central, Truman (then Northeast Missouri State), Northwest, Southeast Missouri State University and Southwest Missouri State University. Over the next 56 years, three schools joined the membership: the Missouri School of Mines (now University of Missouri-Rolla) in 1935, Lincoln University in 1970, and the University of Missouri-St. Louis in 1980.

The 1980s brought the biggest changes in the conference. In 1981, Southwest Missouri State University opted to move to NCAA Division I and the MIAA appointed its first full-time commissioner, Ken Jones, in July.

He would be in the position for 16 years, retiring in 1997. Ralph McFillen Succeeded Jones and remained in the position until his retirement in 2007. Jim Johnson became the third full time commissioner on July 1, 2007.

Southwest Baptist brought membership back to eight schools in 1986, before the major expansion of the conference in 1989. Pittsburg State, Washburn, Missouri Southern and Missouri Western - formerly members of the Central States Intercollegiate Conference - began competition in the 1989-90 season.

Southeast Missouri State left the MIAA following the 1990-91 season to move on to NCAA Division I, and was replaced by Emporia State University in the 1991-92 season.

The membership of the MIAA is now at ten schools, with the departure of Missouri-St. Louis in 1996 and Missouri-Rolla in 2005 and the forfeiture of membership by Lincoln in 1999. It returned to 10 members in 2006-07 with the addition of Fort Hays State University.

In August 1991, Judy Willson was hired as the MIAA's first full-time sports information director. She was succeeded by Matt Newbery in 1994. He became assistant to the commissioner for media relations in 2005.

A third full-time staff member was added in 2005, as former Emporia State track athlete Natasha Oakes was hired as assistant to the commissioner for compliance.

## MIAA STAFF

### Commissioner

#### Jim Johnson

Office - (913) 341-3839

Fax - (913) 341-5857



### Asst. to the Commissioner for Media Relations

#### Matt Newbery

Office - (913) 341-3080

Fax - (913) 341-2995



### Asst. to the Commissioner for Compliance

#### Natasha Oakes

Office - (913) 341-3080

Fax - (913) 341-2995



## 2005 MIAA FOOTBALL FINAL STANDINGS

	MIAA			Overall				
	W	L	Pct.	W	L	PF	PA	Pct.
NWMSU (2)	9	0	1.000	14	1	509	173	.933
PSU (14)	7	2	.778	10	2	537	322	.833
MWSU (15)	7	2	.778	9	3	321	239	.750
WU	6	3	.667	7	4	275	180	.636
TSU	6	3	.667	6	5	252	284	.545
MSSU	3	6	.333	5	6	254	284	.455
UCM	3	6	.333	5	6	385	225	.455
ESU	2	7	.222	3	8	329	333	.273
FHSU	1	8	.111	1	10	153	367	.091
SBU	1	8	.111	1	10	260	477	.091

( ) = Rank in final American Football Coaches Association Poll

## MIAA 2005 POSTSEASON

- 11/18 at Midwestern State 28, MWSU 26  
NCAA Division II Playoffs - First Round
- 11/25 at NWMSU 27, Midwestern State 0  
NCAA Division II Playoffs - Second Round
- 12/02 at NWMSU 28, Chadron State 21  
NCAA Division II Playoffs - Quarterfinals  
PSU 35, Bemidji State 27  
Mineral Water Bowl
- 12/03 at NWMSU 33, Bloomsburg 3  
NCAA Division II Playoffs - Semifinals
- 12/10 Grand Valley State 17, NWMSU 14  
NCAA Championship Game, Florence, Ala.

# 2007 MIAA SCHEDULE

## Thursday, August 23

UCM @ Minnesota State-Mankato ..... 7 p.m.  
 Arkansas Tech @ NWMSU ..... 7:30 p.m.

## Saturday, August 25

Chadron (Neb.) State @ WU ..... Noon  
 TSU @ Missouri-Rolla ..... 6:30 p.m.  
 Texas A&M-Commerce @ PSU ..... 7 p.m.  
 Western (Colo.) State @ FHSU ..... 7 p.m.  
 Thursday, August 30  
 MSSU @ Haskell Indian Nations (Kan) ..... 6 p.m.  
 SBU @ Harding (Ark) ..... 6 p.m.

## Saturday, September 1

WU @ Colorado Mines ..... Noon  
 ESU @ Western (Colo.) State ..... 2 p.m.  
 Baker (Kan.) @ MWSU ..... 6 p.m.  
 East Central (Okla.) @ PSU ..... 7 p.m.

## Saturday, September 8

Upper Iowa @ TSU  
 Concordia-St. Paul (Minn.) @ UCM ..... 1:30 p.m.  
 ESU @ Central Oklahoma ..... 6 p.m.  
 Harding (Ark.) @ MSSU ..... 6 p.m.  
 MWSU @ Minnesota-Duluth ..... 6 p.m.  
 NWMSU @ Nebraska-Omaha ..... 6 p.m.  
 SBU @ Southeast Missouri State ..... 6 p.m.  
 Colorado Mines @ FHSU ..... 7 p.m.

## Saturday, September 15

\*FHSU @ WU ..... 1 p.m.  
 \*SBU @ ESU ..... 1 p.m.  
 \*TSU @ UCM ..... 1:30 p.m.  
 \*NWMSU @ MWSU ..... 6 p.m.  
 \*PSU @ MSSU ..... 6 p.m.

## Saturday, September 22

\*TSU @ NWMSU ..... 1 p.m.  
 \*UCM @ WU ..... 1 p.m.  
 \*MWSU @ PSU ..... 2 p.m.  
 \*MSSU @ SBU ..... 6 p.m.  
 \*ESU @ FHSU ..... 7 p.m.

## Saturday, September 29

\*FHSU @ TSU  
 \*PSU @ UCM ..... 1:30 p.m.  
 \*WU @ MWSU ..... 1:30 p.m.  
 \*ESU @ MSSU ..... 6 p.m.  
 \*SBU @ NWMSU ..... 6 p.m.

## Saturday, October 6

\*MSSU @ WU ..... 1 p.m.  
 \*UCM @ ESU ..... 1 p.m.  
 \*MWSU @ FHSU (HC) ..... 2 p.m.  
 \*NWMSU vs. PSU @ Arrowhead, Kansas City ..... 2 p.m.  
 \*TSU @ SBU (HC) ..... 2 p.m.

## Saturday, October 13

\*UCM @ NWMSU ..... 1 p.m.  
 \*WU @ ESU ..... 1 p.m.  
 \*SBU @ MWSU (HC) ..... 1:30 p.m.  
 \*FHSU @ MSSU (HC) ..... 2 p.m.  
 \*PSU @ TSU ..... 2 p.m.

## Saturday, October 20

\*MWSU @ ESU (HC) ..... 1 p.m.  
 \*TSU @ WU (WU) ..... 1 p.m.  
 \*MSSU @ UCM (HC) ..... 1:30 p.m.  
 \*PSU @ SBU ..... 1:30 p.m.  
 \*NWMSU @ FHSU ..... 2 p.m.

## Saturday, October 27

\*UCM @ SBU ..... 1:30 p.m.  
 \*MSSU @ MWSU ..... 1:30 p.m.  
 \*WU @ NWMSU (HC) ..... 1:30 p.m.  
 \*ESU @ TSU (HC) ..... 2 p.m.  
 \*FHSU @ PSU (HC) ..... 2 p.m.

## Saturday, November 3

\*NWMSU @ ESU ..... 1 p.m.  
 \*PSU @ WU ..... 1 p.m.  
 \*UCM @ MWSU ..... 1:30 p.m.  
 \*SBU @ FHSU ..... 2 p.m.  
 \*TSU @ MSSU ..... 2 p.m.

## Saturday, November 10

\*MWSU @ TSU  
 \*MSSU @ NWMSU ..... 1 p.m.  
 \*FHSU @ UCM ..... 1:30 p.m.  
 \*WU @ SBU ..... 1:30 p.m.  
 \*ESU @ PSU ..... 2 p.m.

## Saturday, November 17

NCAA Division II Playoffs – First Round @ campus sites

## Saturday, November 24

NCAA Division II Playoffs – Second Round @ campus sites

## Saturday, December 1

NCAA Division II Playoffs – Quarterfinals @ campus sites

## Mineral Water Bowl – MIAA vs. NSIC

@ Excelsior Springs, Mo ..... 1 p.m.

## Saturday, December 8

NCAA Division II Playoffs – Semifinals @ campus sites

## Saturday, December 15

NCAA Division II Championship Game @ Florence, Ala.

\*= MIAA Game. HC=Homecoming Game. Schedule as of June 12, 2007.

All times are Central Daylight/Standard. Schedule is subject to change.

# 2006 ALL-MIAA TEAM



## OFFENSE

### First Team Offense

Toby Korrodi, UCM	QB	6-4	220	Sr.	San Antonio, Tex.
#Xavier Omon, NWMSU	RB	6-0	210	Jr.	Beatrice, Neb.
++Germaine Race, PSU	RB	5-11	225	Sr.	Warrensburg, Mo.
Jarrett Brooks, MWSU	WR	6-1	161	Sr.	St. Louis, Mo.
Kendall Wright, NWMSU	WR	5-11	170	So.	Sulphur Spr., Tex.
Mike Peterson, NWMSU	TE	6-3	235	Jr.	Atlantic, Iowa
*+Allan Barbre, MSSU	OL	6-4	295	Sr.	Granby, Mo.
Roger Allen, MWSU	OL	6-4	277	So.	Raytown, Mo.
Reid Kirby, NWMSU	OL	6-4	290	Jr.	Gladstone, Mo.
Pat Murray, TSU	OL	6-4	315	Sr.	Pochahontas, Iowa
Zac Robinson, PSU	OL	6-5	275	Jr.	Jenks, Okla.
+Nathan Alleman, PSU	K	6-3	186	Sr.	Bartlesville, Okla.

### Second Team Offense

Josh Mathews, NWMSU	QB	6-3	205	Jr.	St. Louis, Mo.
Trent Hearn, WU	RB	6-1	220	Sr.	Lancaster, Texas
Jeremiah White, MWSU	RB	6-1	210	Sr.	Mesa, Ariz.
Colin Bado, MSSU	WR	5-6	173	Jr.	McKinney, Texas
Brian Pray, PSU	WR	5-9	165	Sr.	Oklahoma City, Okla.
Gijon Robinson, MWSU	TE	6-2	247	Jr.	Ft Leonard Wood, Mo.
Drew Brown, PSU	OL	6-2	298	Jr.	Blue Springs, Mo.
<b>Joel Griffiths, ESU</b>	<b>OL</b>	<b>6-3</b>	<b>295</b>	<b>So.</b>	<b>Norton, Kan.</b>
Joe Holtzclaw, NWMSU	OL	6-1	300	Sr.	Sedalia, Mo.
Jeff Rickard, WU	OL	6-3	296	Jr.	Westminster, Colo.
Mike Rogers, SBU	OL	6-3	250	Jr.	Whitehall, Mont.
Mike Shelden, TSU	OL	6-3	270	Sr.	Eureka, Mo.
Dustin Strickler, MWSU	K	6-1	185	So.	Bellevue, Neb.
<b>Ryan Hulings, ESU</b>	<b>KR</b>	<b>5-9</b>	<b>170</b>	<b>Sr.</b>	<b>Carbondale, Kan.</b>

### Honorable Mention

Robert Clardy, SBU	QB	6-0	190	Sr.	Marshfield, Mo.
Matt Ticich, TSU	QB	6-0	195	So.	Temecula, Calif.
Adam Hinspeter, MSSU	QB	6-5	215	So.	Centralia, Mo.
Jake Cunningham, TSU	RB	5-10	210	Jr.	Pontiac, Ill.
Jordan Hickel, FHSU	RB	6-0	195	Jr.	Claffin, Kan.
Jamison Burns, MWSU	RB	5-9	182	Sr.	DeSoto, Texas
<b>EIRay Henry, ESU</b>	<b>RB</b>	<b>6-1</b>	<b>230</b>	<b>Sr.</b>	<b>San Jose, Calif.</b>
Ryan Bonner, TSU	WR	6-2	197	Sr.	Tuscola, Ill.
<b>Ryan Hulings, ESU</b>	<b>WR</b>	<b>5-9</b>	<b>170</b>	<b>Sr.</b>	<b>Carbondale, Kan.</b>
Raphael Robinson, NWM	WR	6-2	200	So.	Kansas City, Kan.
Sam Sissom, WU	WR	6-0	195	Sr.	Kansas City, Mo.
Nick Smart, SBU	WR	6-0	190	Jr.	Marionville, Mo.
Robert Woodson, SBU	WR	5-10	170	Sr.	Olive Branch, Miss.
Matt Jacobsen, UCM	WR	5-11	185	Sr.	Shawnee, Kan.
John Luke Snyder, FHSU	WR	5-11	190	Sr.	Salida, Colo.
Brian Barta, PSU	TE	6-6	250	Jr.	LaCrosse, Kan.
Ryan King, TSU	TE	6-3	205	So.	St. Peters, Mo.
Ted Maxwell, UCM	TE	6-4	250	Sr.	Kansas City, Mo.
<b>Lucas Sullivan, ESU</b>	<b>FB</b>	<b>6-0</b>	<b>230</b>	<b>So.</b>	<b>Tippecanoe, Ohio</b>
Eric Eisenbarth, WU	OL	6-2	285	Jr.	Holton, Kan.
Travis Greer, PSU	OL	6-3	319	So.	Olathe, Kan.
Mike Gunselman, UCM	OL	6-3	304	So.	Kansas City, Mo.
Shane McGinnis, PSU	OL	6-6	301	So.	Joplin, Mo.
Gabe Frank, NWMSU	OL	6-3	295	Sr.	St. Louis, Mo.
Tyrone McCormick, TSU	OL	6-4	296	Sr.	Bloomington, Minn.
Tom Pestock, NWMSU	OL	6-6	300	Jr.	Lenexa, Kan.
Daryl Porter, SBU	OL	6-0	289	Jr.	Azle, Texas
Patrick St. Louis, MWSU	OL	6-1	252	Jr.	Belton, Mo.
Ryan Taillon, FHSU	OL	6-6	300	Jr.	Fountain, Colo.
Mickey Masucci, TSU	K	6-0	165	Fr.	Wildwood, Mo.
Harrison Kush, PSU	KR	5-9	167	So.	Louisburg, Kan.
Fletcher Terrell, WU	KR	6-1	190	Sr.	Minnertonka, Minn.
Chandler Terry, TSU	KR	5-7	156	Jr.	Marshall, Mo.

## DEFENSE

### First Team Defense

Michael Cobbins, MWSU	DL	6-2	247	Sr.	Kansas City, Mo.
Kyle Kaiser, NWMSU	DL	6-0	285	Sr.	Elkhorn, Neb.
Trey Lewis, WU	DL	6-3	290	Sr.	Topeka, Kan.
Devin Rutledge, MSSU	DL	6-3	260	Sr.	Coolidge, Ariz.
Ryan Waters, NWMSU	DL	6-3	250	Sr.	Independence, Mo.
Ben Harness, NWMSU	LB	6-1	220	Sr.	Jefferson City, Mo.
John Fisher, MWSU	LB	6-1	217	Sr.	St. Joseph, Mo.
Thomas Smith, NWMSU	LB	6-0	230	Sr.	Denver, Colo.
Diezeas Calbert, NWMSU	DB	5-8	180	Sr.	Omaha, Neb.
J.R. Graham, MWSU	DB	6-0	210	Jr.	Plattsburg, Mo.
Kendall Ricketts, UCM	DB	5-10	182	Jr.	Raytown, Mo.
<b>Brandon Stribling, ESU</b>	<b>DB</b>	<b>6-2</b>	<b>186</b>	<b>Sr.</b>	<b>Houston, Texas</b>
Fletcher Terrell, WU	DB	6-1	190	Sr.	Minnertonka, Minn.
Jamie Hanson, MWSU	P	5-11	192	So.	Hamilton, Mo.

### Second Team Defense

Leon Douglas, MWSU	DL	6-0	225	Sr.	Kansas City, Mo.
Dallas Flynn, NWMSU	DL	6-5	255	Jr.	Blair, Neb.
Les Hammers, TSU	DL	6-3	245	So.	Jacksonville, Ill.
Ryan Meredith, PSU	DL	6-2	227	Jr.	Bartlesville, Okla.
Jared Erspamer, NWMSU	LB	6-0	230	Jr.	Omaha, Neb.
Darryl Reddick, TSU	LB	5-11	237	Sr.	Hammond, Ind.
Bruce Ringwood, WU	LB	6-0	227	Jr.	Blue Springs, Mo.
Adrian Singletary, UCM	LB	5-9	210	So.	Kansas City, Mo.
Greg Carbin, MWSU	DB	6-0	174	Sr.	Jefferson City, Mo.
Brandon Clayton, NWMSU	DB	5-9	170	So.	St. Louis, Mo.
Josh Mayson, TSU	DB	6-3	199	Sr.	Mexico, Mo.
Lester Shelton, SBU	DB	5-8	153	Jr.	Wharton, Texas
Matt Frankel, UCM	P	6-0	200	So.	Overland Park, Kan.

### Honorable Mention

<b>A.J. Franklin, ESU</b>	<b>DL</b>	<b>6-3</b>	<b>260</b>	<b>Jr.</b>	<b>Lincoln, Neb.</b>
Eric Lawrence, WU	DL	6-2	246	So.	Belle Glade, Fla.
David Martin, SBU	DL	6-4	234	Sr.	Oakland, Calif.
<b>Junis McDowell, ESU</b>	<b>DL</b>	<b>6-2</b>	<b>230</b>	<b>Jr.</b>	<b>Shawnee, Kan.</b>
Albert Rodriguez, FHSU	DL	6-1	290	Jr.	Council Bluffs, Iowa
Ahmad Spry, MWSU	DL	6-2	250	Sr.	Palm Springs, Calif.
Terry Bilbro, NWMSU	DL	6-2	295	Jr.	Eagan, Minn.
Elbert Johnson, MSSU	DL	6-1	245	Sr.	Independence, Mo.
Kyle Mayden, MSSU	DL	6-0	270	Sr.	Lockwood, Mo.
Jon Miller, MWSU	DL	6-2	280	Sr.	Oakland, Calif.
B.J. Russow, MSSU	DL	6-0	241	Jr.	Seneca, Mo.
Hoang Mai, FHSU	LB	5-10	220	Sr.	Riverside, Calif.
Jason Northern, PSU	LB	6-0	220	Jr.	Broken Arrow, Okla.
Jarred Schumpert, SBU	LB	6-0	215	So.	Marshall, Texas
Zach Watkins, WU	LB	6-0	220	Fr.	Independence, Mo.
Rod Washington, UCM	LB	6-0	215	Sr.	Jacksonville, Fla.
Ben Augustin, MSSU	DB	5-8	175	Sr.	Miramar, Fla.
Myles Burnside, NWMSU	DB	5-11	185	Fr.	Maryville, Mo.
Jesse Cooper, TSU	DB	5-10	188	Jr.	Miami, Fla.
Nick Dellasega, PSU	DB	6-0	195	Jr.	Pittsburg, Kan.
Brad Kester, MWSU	DB	5-11	180	Sr.	Citrus Heights, Calif.
C.J. Lovett, FHSU	DB	6-1	185	Fr.	Thornton, Colo.
Bryan McMurtrey, PSU	DB	5-11	177	So.	Kansas City, Kan.
<b>Jake Richter, ESU</b>	<b>DB</b>	<b>5-11</b>	<b>195</b>	<b>Jr.</b>	<b>Clay Center, Kan.</b>
Randy Shepherd, UCM	DB	5-10	180	Fr.	Kansas City, Kan.
Justin Brown, UCM	DB	6-1	205	Jr.	Blue Springs, Mo.
Moses Manga, MSSU	DB	5-11	175	Sr.	Winfield, Kan.
Chauncey Mayfield, MWSU	DB	5-11	166	Jr.	Richardson, Texas
Brandon Pratt, NWMSU	DB	6-0	185	Sr.	St. Joseph, Mo.
Ben Boswell, WU	P	6-0	179	Sr.	Lenexa, Kan.
Chandler Terry, TSU	KR	5-7	156	Jr.	Marshall, Mo.

# 2006 MIAA LEADERS

## MIAA TEAM STATS

### SCORING OFFENSE

	G	TD	XP	2XP	DXP	FG	Saf	Pts	Avg
1. Pittsburg State.....	12	74	70	1	0	7	0	537	44.8
2. Northwest Mo. State.....	14	65	63	0	0	14	0	495	35.4
3. Central Missouri.....	11	51	43	2	0	10	1	385	35.0
<b>4. Emporia State.....</b>	<b>11</b>	<b>44</b>	<b>36</b>	<b>1</b>	<b>0</b>	<b>9</b>	<b>0</b>	<b>329</b>	<b>29.9</b>
5. Missouri Western.....	12	39	32	2	0	17	0	321	26.8
6. Washburn.....	11	38	31	1	0	4	1	275	25.0
7. Southwest Baptist.....	11	34	31	1	1	7	0	260	23.6
8. Missouri Southern.....	11	34	33	0	0	5	1	254	23.1
9. Truman.....	11	33	30	0	0	8	0	252	22.9
10. Fort Hays State.....	11	19	15	3	0	6	0	153	13.9

### SCORING DEFENSE

	G	TD	XP	2XP	DXP	FG	Saf	Pts	Avg
1. Northwest Mo. State.....	14	21	17	1	1	3	0	156	11.1
2. Washburn.....	11	21	16	1	0	12	0	180	16.4
3. Missouri Western.....	12	31	25	1	0	8	1	239	19.9
4. Central Missouri.....	11	29	29	0	0	7	0	224	20.4
5. Truman.....	11	37	34	2	0	8	0	284	25.8
Missouri Southern.....	11	38	30	1	0	8	0	284	25.8
7. Pittsburg State.....	12	42	34	2	0	10	1	322	26.8
<b>8. Emporia State.....</b>	<b>11</b>	<b>46</b>	<b>40</b>	<b>1</b>	<b>0</b>	<b>5</b>	<b>0</b>	<b>333</b>	<b>30.3</b>
9. Fort Hays State.....	11	48	44	1	0	11	0	367	33.4
10. Southwest Baptist.....	11	67	64	1	0	3	0	477	43.4

### PASS OFFENSE

	G	Att	Cmp	Int	Pct.	Yds	Avg	TD	Yds/G
1. Central Missouri.....	11	356	230	5	64.6	2992	8.4	31	272.0
2. Southwest Baptist.....	11	373	219	19	58.7	2649	7.1	19	240.8
3. Northwest Mo. State.....	14	387	254	6	65.6	3348	8.7	26	239.1
4. Missouri Southern.....	11	375	248	11	66.1	2527	6.7	15	229.7
5. Pittsburg State.....	12	223	146	10	65.5	2446	11.0	25	203.8
<b>6. Emporia State.....</b>	<b>11</b>	<b>320</b>	<b>166</b>	<b>10</b>	<b>51.9</b>	<b>2196</b>	<b>6.9</b>	<b>24</b>	<b>199.6</b>
7. Truman.....	11	348	174	9	50.0	2143	6.2	15	194.8
8. Missouri Western.....	12	322	163	16	50.6	2169	6.7	19	180.8
9. Washburn.....	11	217	110	11	50.7	1827	8.4	12	166.1
10. Fort Hays State.....	11	289	146	14	50.5	1442	5.0	7	131.1

### PASS DEF EFFICIENCY

	G	Att	Cmp	Int	Pct.	Yds	TD	Eff
1. Northwest Mo. State.....	14	432	218	19	50.5	2366	13	97.6
2. Washburn.....	11	346	190	17	54.9	2197	13	110.8
3. Central Missouri.....	11	304	176	11	57.9	1785	12	113.0
4. Missouri Western.....	12	369	213	16	57.7	2293	16	115.6
5. Pittsburg State.....	12	366	215	14	58.7	2402	18	122.5
<b>6. Emporia State.....</b>	<b>11</b>	<b>275</b>	<b>148</b>	<b>11</b>	<b>53.8</b>	<b>2093</b>	<b>16</b>	<b>128.9</b>
7. Truman.....	11	310	181	7	58.4	2157	19	132.5
8. Missouri Southern.....	11	318	171	8	53.8	2487	21	136.2
9. Fort Hays State.....	11	256	153	9	59.8	2194	20	150.5
10. Southwest Baptist.....	11	251	172	8	68.5	2634	25	183.2

### RUSHING OFFENSE

	G	Att	Yds	Avg	TD	Yds/G
1. Pittsburg State.....	12	503	3012	6.0	47	251.0
2. Northwest Mo. State.....	14	549	2417	4.4	36	172.6
3. Truman.....	11	427	1854	4.3	15	168.5
4. Missouri Western.....	12	441	2012	4.6	18	167.7
5. Washburn.....	11	427	1787	4.2	23	162.5
<b>6. Emporia State.....</b>	<b>11</b>	<b>393</b>	<b>1713</b>	<b>4.4</b>	<b>19</b>	<b>155.7</b>
7. Southwest Baptist.....	11	354	1484	4.2	14	134.9
8. Central Missouri.....	11	305	1343	4.4	16	122.1
9. Fort Hays State.....	11	431	1302	3.0	10	118.4
10. Missouri Southern.....	11	321	934	2.9	16	84.9

### RUSHING DEFENSE

	G	Rushes	Yds	Avg.	TD	Yds/G
1. Northwest Mo. State.....	14	392	1006	2.6	6	71.9
2. Missouri Western.....	12	386	1255	3.3	12	104.6
3. Washburn.....	11	369	1185	3.2	7	107.7
4. Missouri Southern.....	11	347	1286	3.7	15	116.9
5. Truman.....	11	408	1409	3.5	15	128.1
6. Central Missouri.....	11	407	1588	3.9	15	144.4
<b>7. Emporia State.....</b>	<b>11</b>	<b>412</b>	<b>1709</b>	<b>4.1</b>	<b>27</b>	<b>155.4</b>
8. Pittsburg State.....	12	462	2009	4.3	23	167.4
9. Fort Hays State.....	11	376	1876	5.0	24	170.5
10. Southwest Baptist.....	11	485	2894	6.0	40	263.1

### TOTAL OFFENSE

	G	Rush	Pass	Plays	Yards	Avg/P	TD	Yds/G
1. Pittsburg State.....	12	3012	2446	726	5458	7.5	72	454.8
2. Northwest Mo. State.....	14	2417	3348	936	5765	6.2	62	411.8
3. Central Missouri.....	11	1343	2992	661	4335	6.6	47	394.1
4. Southwest Baptist.....	11	1484	2649	727	4133	5.7	33	375.7
5. Truman.....	11	1854	2143	775	3997	5.2	30	363.4
<b>6. Emporia State.....</b>	<b>11</b>	<b>1713</b>	<b>2196</b>	<b>713</b>	<b>3909</b>	<b>5.5</b>	<b>43</b>	<b>355.4</b>
7. Missouri Western.....	12	2012	2169	763	4181	5.5	37	348.4
8. Washburn.....	11	1787	1827	644	3614	5.6	35	328.5
9. Missouri Southern.....	11	934	2527	696	3461	5.0	31	314.6
10. Fort Hays State.....	11	1302	1442	720	2744	3.8	17	249.5

### TOTAL DEFENSE

	G	Rush	Pass	Plays	Yards	Avg	TD	Yds/G
1. Northwest Mo. State.....	14	1006	2366	824	3372	4.1	19	240.9
2. Missouri Western.....	12	1255	2293	755	3548	4.7	28	295.7
3. Central Missouri.....	11	1588	1785	711	3373	4.7	27	306.6
4. Washburn.....	11	1185	2197	715	3382	4.7	20	307.5
5. Truman.....	11	1409	2157	718	3566	5.0	34	324.2
6. Missouri Southern.....	11	1286	2487	665	3773	5.7	36	343.0
<b>7. Emporia State.....</b>	<b>11</b>	<b>1709</b>	<b>2093</b>	<b>687</b>	<b>3802</b>	<b>5.5</b>	<b>43</b>	<b>345.6</b>
8. Pittsburg State.....	12	2009	2402	828	4411	5.3	41	367.6
9. Fort Hays State.....	11	1876	2194	632	4070	6.4	44	370.0
10. Southwest Baptist.....	11	2894	2634	736	5528	7.5	65	502.5

### TURNOVER MARGIN

	G	[-Gained-]			[-Lost-]			Mar	Per/G
		Fum	Int	Tot	Fum	Int	Tot		
1. Northwest Mo. State.....	14	11	19	30	10	6	16	+14	1.00
2. Central Missouri.....	11	9	11	20	13	5	18	+2	0.18
3. Pittsburg State.....	12	10	14	24	12	10	22	+2	0.17
4. Truman.....	11	14	7	21	11	9	20	+1	0.09
Washburn.....	11	5	17	22	10	11	21	+1	0.09
<b>6. Emporia State.....</b>	<b>11</b>	<b>9</b>	<b>11</b>	<b>20</b>	<b>10</b>	<b>10</b>	<b>20</b>	<b>+0</b>	<b>0.00</b>
7. Missouri Western.....	12	9	16	25	10	16	26	-1	-0.08
8. Missouri Southern.....	11	10	8	18	8	11	19	-1	-0.09
9. Fort Hays State.....	11	8	9	17	5	14	19	-2	-0.18
10. Southwest Baptist.....	11	11	8	19	9	19	28	-9	-0.82

### KICKOFF RETURNS

	G	Ret	Yds	TD	Avg
<b>1. Emporia State.....</b>	<b>11</b>	<b>38</b>	<b>886</b>	<b>0</b>	<b>23.3</b>
2. Truman.....	11	37	846	0	22.9
Missouri Western.....	12	37	846	0	22.9
4. Pittsburg State.....	12	48	1043	1	21.7
5. Washburn.....	11	34	723	0	21.3
6. Northwest Mo. State.....	14	27	570	0	21.1
7. Fort Hays State.....	11	44	896	1	20.4
8. Central Missouri.....	11	42	807	0	19.2
9. Missouri Southern.....	11	35	672	0	19.2
10. Southwest Baptist.....	11	56	965	0	17.2

### PUNTING

	G	No.	Yards	Avg/P	PR	Avg	TD	Net/P
1. Missouri Western.....	12	45	1683	37.4	209	4.6	1	32.3
2. Central Missouri.....	11	38	1396	36.7	120	3.2	3	32.0
3. Washburn.....	11	59	2019	34.2	142	2.4	3	30.8
4. Missouri Southern.....	11	45	1649	36.6	257	5.7	1	30.5
<b>5. Emporia State.....</b>	<b>11</b>	<b>48</b>	<b>1702</b>	<b>35.5</b>	<b>203</b>	<b>4.2</b>	<b>2</b>	<b>30.4</b>
6. Southwest Baptist.....	11	46	1563	34.0	168	3.7	1	29.9
7. Pittsburg State.....	12	26	942	36.2	128	4.9	2	29.8
8. Truman.....	11	53	1845	34.8	288	5.4	2	28.6
9. Fort Hays State.....	11	62	1856	29.9	182	2.9	4	25.7
10. Northwest Mo. State.....	14	44	1276	29.0	152	3.5	1	25.1

### PUNT RETURN AVG

	G	Ret	Yds	Avg	TD
1. Pittsburg State.....	12	20	342	0	17.1
<b>2. Emporia State.....</b>	<b>11</b>	<b>22</b>	<b>285</b>	<b>1</b>	<b>13.0</b>
3. Missouri Western.....	12	30	328	2	10.9
4. Central Missouri.....	11	25	265	3	10.6
5. Northwest Mo. State.....	14	41	414	2	10.1
6. Washburn.....	11	29	257	0	8.9
7. Missouri Southern.....	11	10	81	1	8.1
8. Fort Hays State.....	11	13	80	0	6.2
9. Truman.....	11	23	106	0	4.6
10. Southwest Baptist.....	11	13	49	0	3.8

### PASS EFFICIENCY

	G	Att	Cmp	Pct	Int	Yds	TD	Effic
1. Pittsburg State.....	12	223	146	.655	10	2446	25	185.6
2. Central Missouri.....	11	356	230	.646	5	2992	31	161.1
3. Northwest Mo. State.....	14	387	254	.656	6	3348	26	157.4
4. Missouri Southern.....	11	375	248	.661	11	2527	15	130.1
5. Washburn.....	11	217	110	.507	11	1827	12	129.5
<b>6. Emporia State.....</b>	<b>11</b>	<b>320</b>	<b>166</b>	<b>.519</b>	<b>10</b>	<b>2196</b>	<b>24</b>	<b>128.0</b>
7. Southwest Baptist.....	11	373	219	.587	19	2649	19	125.0
8. Missouri Western.....	12	322	163	.506	16	2169	19	116.7
9. Truman.....	11	348	174	.500	9	2143	15	110.8
10. Fort Hays State.....	11	289	146	.505	14	1442	7	90.7

### PASS DEFENSE



# 2006 MIAA LEADERS



OPP 3RD-DN CONVERT	G	Conv	Att	Pct
1. Central Missouri.....	11	44	152	28.9
<b>2. Emporia State.....</b>	<b>11</b>	<b>43</b>	<b>136</b>	<b>31.6</b>
3. Northwest Mo. State.....	14	62	188	33.0
4. Missouri Southern.....	11	46	138	33.3
5. Missouri Western.....	12	55	162	34.0
6. Washburn.....	11	57	158	36.1
7. Truman.....	11	54	148	36.5
8. Fort Hays State.....	11	47	122	38.5
9. Pittsburg State.....	12	71	167	42.5
10. Southwest Baptist.....	11	68	119	57.1

4TH-DN CONVERSIONS	G	Conv	Att	Pct
1. Northwest Mo. State.....	14	10	15	66.7
2. Fort Hays State.....	11	23	38	60.5
3. Pittsburg State.....	12	6	10	60.0
<b>4. Emporia State.....</b>	<b>11</b>	<b>11</b>	<b>19</b>	<b>57.9</b>
5. Washburn.....	11	7	13	53.8
6. Truman.....	11	10	20	50.0
7. Southwest Baptist.....	11	7	17	41.2
8. Missouri Southern.....	11	8	22	36.4
9. Missouri Western.....	12	9	27	33.3
Central Missouri.....	11	4	12	33.3

OPP 4TH-DN CONVERT	G	Conv	Att	Pct
1. Northwest Mo. State.....	14	9	30	30.0
2. Washburn.....	11	8	26	30.8
3. Southwest Baptist.....	11	5	14	35.7
4. Pittsburg State.....	12	11	27	40.7
5. Truman.....	11	8	19	42.1
6. Missouri Western.....	12	9	19	47.4
7. Missouri Southern.....	11	19	32	59.4
8. Fort Hays State.....	11	10	16	62.5
Central Missouri.....	11	15	24	62.5
<b>10. Emporia State.....</b>	<b>11</b>	<b>14</b>	<b>21</b>	<b>66.7</b>

FIELD GOALS	G	Made	Att	Pct
1. Missouri Western.....	12	17	23	.739
2. Central Missouri.....	11	10	16	.625
3. Northwest Mo. State.....	14	14	23	.609
<b>4. Emporia State.....</b>	<b>11</b>	<b>9</b>	<b>16</b>	<b>.562</b>
5. Missouri Southern.....	11	5	9	.556
6. Southwest Baptist.....	11	7	13	.538
Pittsburg State.....	12	7	13	.538
8. Truman.....	11	8	15	.533
9. Fort Hays State.....	11	6	12	.500
10. Washburn.....	11	4	10	.400

PAT KICKING	G	Made	Att	Pct
1. Pittsburg State.....	12	70	70	1.000
Missouri Southern.....	11	33	33	1.000
Fort Hays State.....	11	15	15	1.000
4. Northwest Mo. State.....	14	63	65	.969
5. Southwest Baptist.....	11	31	32	.969
6. Truman.....	11	30	31	.968
<b>7. Emporia State.....</b>	<b>11</b>	<b>36</b>	<b>38</b>	<b>.947</b>
8. Washburn.....	11	31	33	.939
9. Central Missouri.....	11	43	47	.915
10. Missouri Western.....	12	32	35	.914

TIME OF POSSESSION	G	Total Time	Avg/G
1. Fort Hays State.....	11	358:13	32:33
2. Missouri Southern.....	11	357:50	32:31
3. Northwest Mo. State.....	14	442:04	31:34
<b>4. Emporia State.....</b>	<b>11</b>	<b>340:09</b>	<b>30:55</b>
5. Missouri Western.....	12	364:50	30:24
6. Southwest Baptist.....	11	317:14	28:50
7. Central Missouri.....	11	317:01	28:49
8. Washburn.....	11	314:14	28:34
9. Truman.....	11	313:49	28:31
10. Pittsburg State.....	12	333:39	27:48

## MIAA INDIVIDUAL STATS

RUSHING	Team	Cl	G	Att	Yds	Avg	TD	Long	Yds/G
1. Race, Germaine.....	PSU	SR	12	310	1944	6.3	31	62	162.0
2. Omon, Xavier.....	NWMS	JR	12	317	1389	4.4	21	33	115.8
3. White, Jeremiah.....	MWSU	SR	12	238	1172	4.9	9	43	97.7
4. Caldwell, Will.....	UCM	SR	9	118	687	5.8	7	37	76.3
<b>5. Ko, Seville.....</b>	<b>ESU</b>	<b>SO</b>	<b>11</b>	<b>171</b>	<b>798</b>	<b>4.7</b>	<b>5</b>	<b>48</b>	<b>72.5</b>
6. Hicel, Jordan.....	FHSU	JR	11	203	681	3.4	6	19	61.9
7. Tich, Matt.....	TSU	SO	11	167	678	4.1	9	41	61.6
8. Newman, Ronnell.....	MSSU	SO	11	131	618	4.7	5	36	56.2

PASS EFF.	Team	Cl	G	Att	Cmp	Int	Pct.	Yds	TD	Eff.
1. Waters, Geno.....	PSU	FR	11	129	86	7	66.7	1379	14	181.4
2. Korrodi, Toby.....	UCM	SR	11	325	211	5	64.9	2797	29	163.6
3. Mathews, Josh.....	NW	JR	14	349	231	6	66.2	3136	23	160.0
4. Clardy, Robert.....	SBU	SR	10	204	131	8	64.2	1497	11	135.8
5. Hinspeter, Adam.....	MSSU	SO	11	374	248	11	66.3	2527	15	130.4
<b>6. Purkeypille, Ben.....</b>	<b>ESU</b>	<b>SO</b>	<b>11</b>	<b>234</b>	<b>122</b>	<b>8</b>	<b>52.1</b>	<b>1525</b>	<b>17</b>	<b>124.0</b>
7. McCoy, John.....	SBU	SO	11	168	88	11	52.4	1152	8	112.6
8. Tich, Matt.....	TSU	SO	11	340	170	9	50.0	2085	15	110.8

TOTAL OFFENSE	Team	Cl	G	Rush	Pass	Plays	Total	Yds/G
1. Tich, Matt.....	TSU	SO	11	678	2085	507	2763	251.2
2. Korrodi, Toby.....	UCM	SR	11	-118	2797	355	2679	243.5
3. Hinspeter, Adam.....	MSSU	SO	11	-36	2527	446	2491	226.5
4. Mathews, Josh.....	NW	JR	14	-54	3136	379	3082	220.1
5. Clardy, Robert.....	SBU	SR	10	264	1497	285	1761	176.1
6. Landess, Matt.....	MWSU	SR	10	242	1396	284	1638	163.8
7. Race, Germaine.....	PSU	SR	12	1944	0	310	1944	162.0
8. Waters, Geno.....	PSU	FR	11	55	1379	174	1434	130.4

RECEP/GAME	Team	Cl	G	Rec	Yds	TD	Long	Avg/C	Rec/G
1. Bado, Colin.....	MSSU	JR	11	88	953	4	40	10.8	8.00
2. Smart, Nick.....	SBU	JR	10	56	860	7	57	15.4	5.60
3. Wright, Kendall.....	NWMS	SO	14	75	1066	5	83	14.2	5.36
4. Woodson, Robert.....	SBU	SR	10	46	600	7	57	13.0	4.60
5. Snyder, John Luke.....	FHSU	SR	11	50	644	5	56	12.9	4.55
6. Brooks, Jarrett.....	MWSU	SR	11	49	807	9	51	16.5	4.45
Norman, Isaac.....	MSSU	FR	11	49	595	5	64	12.1	4.45
8. Jacobsen, Matt.....	UCM	SR	10	44	647	6	46	14.7	4.40

REC. YDS/GAME	Team	Cl	G	Rec	Yds	TD	Long	Avg/C	Yds/G
1. Bado, Colin.....	MSSU	JR	11	88	953	4	40	10.8	86.6
2. Smart, Nick.....	SBU	JR	10	56	860	7	57	15.4	86.0
3. Pray, Bryan.....	PSU	SR	12	40	930	8	99	23.2	77.5
4. Wright, Kendall.....	NWMS	SO	14	75	1066	5	83	14.2	76.1
5. Brooks, Jarrett.....	MWSU	SR	11	49	807	9	51	16.5	73.4
6. Jacobsen, Matt.....	UCM	SR	10	44	647	6	46	14.7	64.7
7. Sisson, Sam.....	WU	JR	11	39	674	4	74	17.3	61.3
8. Woodson, Robert.....	SBU	SR	10	46	600	7	57	13.0	60.0

ALL PURPOSE	Team	Cl	G	Rush	Rcv	PR	KR	Yds	Avg/G
1. Race, Germaine.....	PSU	SR	12	1944	57	0	0	2001	166.8
2. Brooks, Jarrett.....	MWSU	SR	11	34	807	238	537	1616	146.9
<b>3. Hulings, Ryan.....</b>	<b>ESU</b>	<b>SR</b>	<b>11</b>	<b>91</b>	<b>523</b>	<b>229</b>	<b>742</b>	<b>1585</b>	<b>144.1</b>
4. Pray, Bryan.....	PSU	SR	12	85	930	0	676	1691	140.9
5. Omon, Xavier.....	NWMS	JR	12	1389	154	0	0	1543	128.6
6. White, Jeremiah.....	MWSU	SR	12	1172	369	0	0	1541	128.4
7. Wright, Kendall.....	NWMS	SO	14	38	1066	335	219	1658	118.4
8. Bado, Colin.....	MSSU	JR	11	50	953	51	162	1216	110.5
9. Caldwell, Will.....	UCM	SR	9	687	164	0	37	888	98.7
<b>10. Ko, Seville.....</b>	<b>ESU</b>	<b>SO</b>	<b>11</b>	<b>798</b>	<b>234</b>	<b>0</b>	<b>0</b>	<b>1032</b>	<b>93.8</b>

INTERCEPTIONS	Team	Cl	G	Int	Yds	TD	Long	Int/G
1. Terrell, Fletcher.....	WU	SR	11	5	30	0	17	0.45
2. Lovett, C.J.....	FHSU	FR	11	4	48	0	30	0.36
Williams, Cary.....	WU	JR	11	4	10	0	10	0.36
4. Shelton, Lester.....	SBU	JR	10	3	50	0	28	0.30
5. Ricketts, Kendall.....	UCM	JR	11	3	88	1	59	0.27
Richter, Jake.....	ESU	JR	11	3	26	0	18	0.27
Manga, Moses.....	MSSU	SR	11	3	25	0	26	0.27
8. Tisdale, Geoff.....	PSU	JR	12	3	91	0	44	0.25
Schoonover, Jacob.....	MWSU	JR	12	3	37	0	25	0.25

PASSING/GAME	Team	Cl	G	Att	Cmp	Int	Pct.	Yds	TD	Avg/G
1. Korrodi, Toby.....	UCM	SR	11	325	211	5	64.9	2797	29	254.3
2. Hinspeter, Adam.....	MSSU	SO	11	374	248	11	66.3	2527	15	229.7
3. Mathews, Josh.....	NW	JR	14	349	231	6	66.2	3136	23	224.0
4. Tich, Matt.....	TSU	SO	11	340	170	9	50.0	2085	15	189.5
5. Clardy, Robert.....	SBU	SR	10	204	131	8	64.2	1497	11	149.7
6. Landess, Matt.....	MWSU	SR	10	216	107	10	49.5	1396	8	139.6
<b>7. Purkeypille, Ben.....</b>	<b>ESU</b>	<b>SO</b>	<b>11</b>	<b>234</b>	<b>122</b>	<b>8</b>	<b>52.1</b>	<b>1525</b>	<b>17</b>	<b>138.6</b>
8. Waters, Geno.....	PSU	FR	11	129	86	7	66.7	1379	14	125.4

PUNT RETURN AVG	Team	Cl	G	Ret	Yds	TD	Long	Avg
1. Kush, Harrison.....	PSU	SO	11	19	325	0	75	17.1
<b>2. Hulings, Ryan.....</b>	<b>ESU</b>	<b>SR</b>	<b>11</b>	<b>17</b>	<b>229</b>	<b>0</b>	<b>48</b>	<b>13.5</b>
3. Jacobsen, Matt.....	UCM	SR	10	12	147	1	46	12.2
4. Brooks, Jarrett.....	MWSU	SR	11	23	238	1	49	10.3
5. Wright, Kendall.....	NWMS	SO	14	33	335	1	68	10.2
6. Sisson, Sam.....	WU	SR	11	23	200	0	36	8.7
7. Zott, Trevor.....	FHSU	FR	11	11	71	0	17	6.5
8. Rodriguez, Derek.....	TSU	JR	10	14	67	0	11	4.8

KICK RETURN AVG	Team	Cl	G	Ret	Yds	TD	Long	Avg
1. Brooks, Jarrett.....	MWSU	SR	11	19	537	0	85	28.3
2. Pray, Bryan.....	PSU	SR	12	25	676	1	85	27.0
3. Terry, Chandler.....	TSU	JR	11	19	492	0	58	25.9
4. Terrell, Fletcher.....	WU	SR	11	15	385	0	55	25.7
<b>5. Hulings, Ryan.....</b>	<b>ESU</b>	<b>SR</b>	<b>11</b>	<b>33</b>	<b>742</b>	<b>0</b>	<b>69</b>	<b>22.5</b>
6. Norman, Isaac.....	MSSU	FR	11	16	332	0	39	20.8
7. Zott, Trevor.....	FHSU	FR	11	28	556	0	32	19.9
8. Kush, Harrison.....	PSU	SO	11	13	256	0	30	19.7

PUNTING	Team	Cl	G	Punts	Yds	Long	Avg
1. Hanson, Jamie.....	MWSU	SO	12	39	1567	57	40.2
2. Hawkins, Brandon.....	MSSU	SR	11	45	1649	51	36.6
<b>3. Torres, Johnny.....</b>	<b>ESU</b>	<b>SO</b>	<b>11</b>	<b>47</b>	<b>1702</b>	<b>80</b>	<b>36.2</b>
4. Bowers, Tim.....	SBU	SR	11	43	1548	52	36.0
5. Masucci, Mickey.....	TSU						



# MIAA RECORDS

## TEAM RECORDS

### Lowest Completion Percentage Allowed

Season: 32.8 UMR, 1952 (38-116, 8 games)

## INTERCEPTIONS

### Most Interceptions

Game: 8 three times, most recently:  
SEMSU vs. CMSU, 10-1-88  
Season: 35 UMR, 1978 (11 games)

### Most Interceptions Returned for Touchdowns

Game: 2 PSU vs. Bacone (Okla.), 9-8-01  
Season: 4 UMR, 1969 (9 games),  
NWMSU 2000 (11 games),  
PSU 2001 (11 games),  
PSU 2002 (11 games)

## SCORING DEFENSE

### Fewest Points Allowed

Season: 6 NWMSU, 1931 (9 games)

### Lowest Opponent Scoring Average

Season: 0.7 NWMSU, 1931 (9 games)

### Most Shutouts

Season: 8 NWMSU, 1931 (9 games)

## FREQUENCIES

### Most Victories

Reg. Sea.: 11 NWMSU 1997, '98, '99, 2000, '02  
PSU 1989, '90, '92, 2004;

Season: 15 NWMSU, 1998

### Most Defeats

Season: 11 NWMSU, 1978 & '94;  
LU, 1976 & '81;  
UMR, 1998, '99, 2002, '03

### Most 300-plus Rushing Games

Reg. Sea.: 9 PSU, 2004 (11 games)

Season: 12 PSU, 2004 (15 games)

### Most 300-plus Passing Games

Season: 8 ESU, 1995 (11 games)

## CONSECUTIVES

### Most Consecutive Victories

27 TSU, 1931-35

### Most Consecutive Games Without A Defeat

27 TSU, 1931-35 (27-0-0)

### Most Consecutive Defeats

31 UMR, 2001-03

### Most Consecutive Games Not Shutout

Reg. Sea.: 157 PSU, 9-2-89 to present

All Games: 148 PSU, 9-2-89 to 11-17-01

### Most Consecutive Shutouts Posted

7 NWMSU, 1931

### Most Consecutive Games Without a Tie

Reg. Sea.: 285 TSU, 10-14-78 to present

All Games: 289 TSU, 10-14-78 to present

### Most Consecutive Conference Wins

41 NWMSU, 9-20-97 to 10-13-01

### Most Conference Games Without a Defeat

41 NWMSU, 9-20-97 to 10-13-01

### Most Consecutive Winning Seasons

17 PSU, 1989-present

### Most Consecutive Games Scoring 40+ Points

10 PSU, 8-26 to 10-30-04

### Most Consecutive Games, 300-plus Rushing

9 PSU, 9-4 to 10-30-04

### Most Consecutive Games, 300-plus Passing

7 TSU, 10-19-85 to 9-6-86

## INDIVIDUAL RECORDS

## SCORING

### Most Points Scored

Game: 46 Brian Shay, ESU vs. UMR, 11-8-97

Reg. Sea.: 198 Brian Shay, ESU, 1997

Season: 254 Ronald Moore, PSU, 1992

Career: 634 Germaine Race, PSU 2003-2006

### Most Touchdowns Scored

Game: 7 Brian Shay, ESU vs. UMR, 11-8-97

Reg. Sea.: 32 Brian Shay, ESU, 1997

Season: 41 Ronald Moore, PSU, 1992

Career: 109 Germaine Race, PSU 2003-2006

### Most Point-After Kicks Attempted

Game: 13 Nathan Alleman, PSU vs. UMR, 9-25-04

Reg. Sea.: 87 Nathan Alleman, PSU, 2004

Season: 112 Nathan Alleman, PSU, 2004

RS Career: 216 Nathan Alleman, PSU, 2003-present

Career: 326 Nathan Alleman, PSU, 2003-2006

### Most Point-After Kicks Made

Game: 13 Nathan Alleman, PSU vs. UMR, 9-25-04

Season: 109 Nathan Alleman, PSU, 2004 (85 in RS)

RS Career: 205 Nathan Alleman, PSU, 2003-present

Career: 314 Nathan Alleman, PSU 2003-2006

### Most Consecutive Point-After Kicks Made

Reg. Sea.: 67 Luis Berlanga, NWMSU, 8-28 to 11-6-04

Season: 73 Luis Berlanga, NWMSU, 8-28 to 11-27-04

RS Career: 67 Luis Berlanga, NWMSU, 8-28 to 11-6-04

Career: 123 Nathan Alleman, PSU 2003-2006

### Most Two-Point Conversions Made

Game: 2 Jarett Vito, ESU vs. TSU, 11-4-95

Reg. Sea.: 4 Jarett Vito, ESU, 1995 & 1997

Brian Shay, ESU, 1996

Season: 4 Ronald Moore, PSU, 1992;

Jarett Vito, ESU, 1995 & 1997;

Brian Shay, ESU, 1996

Career: 10 Jarett Vito, ESU, 1995-98

### Most Field Goals Attempted

Game: 6 Steve Huff, CMSU vs. SEMSU, 11-2-85

Reg. Sea.: 26 Justin Gray, ESU 2004

Season: 27 David Purnell, NWMSU 1999

Career: 109 Mike Wood, SEMSU, 1974-77

### Most Field Goals Made

Game: 6 Steve Huff, CMSU vs. SEMSU, 11-2-85

Season: 20 Justin Gray, ESU 2004

Career: 64 Mike Wood, SEMSU, 1974-77

### Highest Field Goal Percentage

#### Season (min. 10 made):

92.3 Eivind Listerud, UMR, 1993 (12-13)

#### RS Career (min. 20 made):

80.4 David Purnell, NWMSU, 1996-99 (41-51)

#### Career (min. 20 made):

73.2 David Purnell, NWMSU, 1996-99 (52-of-71)

### Most Consecutive Field Goals Made

11 Josh Barcus, PSU 9-19-98 to 10-24-98

### Most Points Scored by a Placekicker

Game: 19 Steve Huff, CMSU vs. SEMSU, 11-2-85  
(6 FG, 1 PAT)

Reg. Sea.: 106 Luis Berlanga, NWMSU, 2004  
(13 FG, 67 PAT)

Season: 144 David Purnell, NWMSU, 1999  
(27 FG, 69 PAT)

RS Career: 326 David Purnell, NWMSU, 1996-99  
(41 FG, 203 PAT)

Career: 401 Nathan Alleman, PSU 2003-2006  
(29 FG, 314 PAT)

### Most Defensive Extra Points Scored

Game: 1 seven times, most recently:

Tyron Stigers, SBU vs. NWM, 11-11-06

Season: 1 seven times, most recently: Tyron

Stigers, SBU vs. NWMSU, 11-11-06

## RUSHING

### Most Rushing Attempts

Game: 50 Chris Brooks, CMSU vs. TSU, 11-11-89

Reg. Sea.: 342 Brian Shay, ESU, 1996

Season: 356 Ronald Moore, PSU, 1992

Career: 1007 Brian Shay, ESU, 1995-98

### Most Yards Gained Rushing

Half: 226 Brian Shay, ESU vs. CMSU, 11-16-96  
(2nd)

RS Game: 361 Brian Shay, ESU vs. WU, 10-5-96

Game: 379 Ronald Moore, PSU vs. Portland State,  
12-5-92

Season: 2585 Ronald Moore, PSU, 1992

Career: 6985 Germaine Race, PSU 2003-2006

### Highest Average Per Carry

# MIAA RECORDS



Reg. Sea.:9.6 Germaine Race, PSU, 2004  
(181 att.-1732 yds.)

Season: 9.0 Germaine Race, PSU, 2004  
(247 att.-2213 yds.)

RS Career:7.1 Darren Dawson, PSU, 1989-91  
(496 att.-3530 yards)

Career: 7.4 Germaine Race, PSU 2003-2006  
(941 att.-6985 yds.)

## Most Times Gaining 100-plus Yards Rushing

Reg. Sea.:11 three times, most recently:

Brian Shay, ESU, 1998 (11 games)

Season: 14 Ronald Moore, PSU, 1992 (15 games)

Career: 36 Germaine Race, PSU 2003-06 (52 game)

## Most Yards by a Quarterback

Game: 286 Joseph Johnson, NWMSU vs. ESU, 11-7-92

Reg. Sea:1241 Joseph Johnson, NWMSU, 1992

Season:1398 Neal Philpot, PSU 2004

Career: 4337 Neal Philpot, PSU, 2001-04 (3689 in RS)

## Most Touchdowns Rushing

Game: 7 Brian Shay, ESU vs. UMR, 11-8-97

Reg. Sea.:30 Germaine Race, PSU 2005

Season: 39 Ronald Moore, PSU 1992

Career: 107 Germaine Race, PSU 2003-06

## PASSING

### Most Pass Attempts

Game: 76 Evan Gray, UMR vs. MWSU, 11-15-03

Season: 503 Chris Hegg, TSU, 1985

RS Career:1274 Kasey Waterman, MWSU, 1998-2001

Career: 1304 Kasey Waterman, MWSU, 1998-2001

### Most Pass Completions

Game: 47 Evan Gray, UMR vs. MWSU, 11-15-03

Reg. Seas.:302 Nathan Emert, MSSU 2004

Season: 324 Josh Lamberson, NWMSU 2005

RS Career:714 Kasey Waterman, MWSU, 1998-2001

Career: 730 Kasey Waterman, MWSU, 1998-2001

### Most Yards Gained Passing

Game: 479 Jake Czeschin, TSU vs. NWMSU, 10-23-04

Reg. Sea.:3741 Chris Hegg, TSU, 1985

Season:4076 Chris Greisen, NWMSU 1998

RS Career:9846 Kasey Waterman, MWSU, 1998-2001

Career:10025 Kasey Waterman, MWSU, 1998-2001

### Most Touchdowns Passing

Game: 6 Jeff Phillips, CMSU vs. LU, 10-24-87;  
K. Waterman, MWSU vs. UMR, 9-16-00;  
Jake Czeschin, TSU vs. UMR, 10-30-04

Reg. Sea.:32 Chris Hegg, TSU, 1985

Season: 38 Chris Greisen, NWMSU, 1998

RS Career:95 Kasey Waterman, MWSU, 1998-2001

Career: 98 Kasey Waterman, MWSU, 1998-2001

## Highest Completion Percentage

Season (min. 100 comp.):

74.6 Toby Korrodi, CMSU, 2005 (179-240)

Career (min. 200 comp.):

65.9 Josh Lamberson, NWMSU 2002-05 (575-873)

## Most Yards Gained Per Attempt

Reg. Sea.(min. 100 att.):

12.0 Neal Philpot, PSU, 2004 (126-1511 yds)

Season (min. 100 att.):

10.7 Jeff Moreland, PSU, 1995 (170-1825 yds)

RS Career (min. 200 att.):

8.9 Jeff Moreland, PSU, 1991-95 (327-2920 yds)

Career (min. 200 att.):

8.6 Neal Philpot, PSU, 2001-04 (678-5831 yds)

## Most Yards Gained Per Completion

Season(min. 100 comp.):

18.7 Matt Cook, MSSU, 1991 (141-2637 yds)

RS Career (min. 200 comp.):

18.5 Neal Philpot, PSU, 2004 (276-5111 yds)

Career (min. 200 comp.):

18.4 Bill Foster, CMSU, 76-79 (271-4975 yds)

Most Consecutive Pass Completions

18 Travis Miles, NWMSU vs. WU, 10-28-00

## Most Consecutive Attempts Without an Int.

Reg. Sea.:199 Zack Siegrist, PSU, 10-19-96 to 9-19-98

All Games:247 Toby Korrodi, CMSU, 8-25-05 to 10-21-06

## Most Consecutive Games with a TD Pass

Reg. Sea.:24 Matt Cook, MSSU, 1990-93

All Games:25 Matt Cook, MSSU, 1990-93

## RECEIVING

### Most Pass Receptions

Game: 21 Jarett Vito, ESU vs. TSU, 11-4-95

Reg. Sea: 97 J.J. Richard, ESU, 2004

Season: 97 J.J. Richard, ESU, 2004

Andre Rector, NWMSU, 2005

Career: 300 Andrew Blakley, TSU, 1999-2002

### Most Yards Gained Receiving

Game: 254 Rod Smith, MSSU vs. SBU, 10-19-91

Reg. Sea.:1439 Rod Smith, MSSU, 1991

Season:1495 Ronnie West, PSU, 1991

RS Career:3956 Jamaica Rector, NWMSU, 2001-04

Career: 4497 Jamaica Rector, NWMSU, 2001-04

## Highest Average Per Reception

Season (min. 40 rec.):

24.0 Rod Smith, MSSU, 1991 (60-1439 yds)

RS Career(min. 80 rec.):

20.9 Ronnie West, PSU, 1990-91 (85-1779 yds)

Career (min. 80 rec.):

20.5 Ronnie West, PSU, 1990-91 (123-2521 yds)

## Most Touchdowns Receiving

Game: 4 Larry Shepard, CMSU vs. Neb.-Kearney, 10-1-60

Eric Holm, TSU vs. LU, 11-8-80;

Rod Smith, MSSU vs. TSU, 10-2-93

Reg. Sea.:16 Lester McCoy, ESU, 1999

Season: 16 Tony Miles, NWMSU, 1998;

Lester McCoy, ESU, 1999

RS Career:35 Jamaica Rector, NWMSU, 2001-04

Sam Sissom, WU, 2002-present

Career: 38 Jamaica Rector, NWMSU, 2001-04

## INTERCEPTIONS

### Most Pass Interceptions

Game: 5 Gary Evans, TSU vs. UMR, 10-18-75;

Bruce Johnson, LU vs. Ky. State, 10-5-74

Season: 14 Pierre Thomas, MWSU, 2003

Career: 29 Bill Grantham, UMR, 1977-80

### Most Touchdowns on Interception Returns

Game: 1 Several Players

Season: 2 nine times, most recently:

Fletcher Terrell, WU, 2005

Career: 4 Terek Wilson, PSU, 2000-03

### Most Consecutive Games with an Interception

8 Darin Nix, UMR, 11-6-93 to 10-8-94

## TOTAL OFFENSE

### Most Offensive Plays

Game: 85 Evan Gray, UMR vs. MWSU, 11-15-03

Season: 596 Nathan Emert, MSSU 2004

Career: 1509 Josh Chapman, MSSU, 1999-2002

### Most Yards Total Offense

Game: 533 Josh Chapman, MSSU vs. WU, 9-28-02

Reg. Sea.:3782 Chris Hegg, TSU, 1985

Season:4151 Chris Greisen, NWMSU, 1999

RS Career:9874 Kasey Waterman, MWSU 1998-2001

Career:10,168 Neal Philpot, PSU, 2001-04

# MIAA RECORDS

## ALL-PURPOSE YARDS

### Most All-Purpose Yards

Game: 469 Brian Shay, ESU vs. WU, 10-30-97  
 Reg. Sea.:2819 Brian Shay, ESU, 1998  
 Season:3400 Ronald Moore, PSU 1992  
 Career: 9301 Brian Shay, ESU, 1995-98

## PUNTING

### Most Punts

Game: 14 Aaron Hafner, SBU vs. CMSU, 11-9-96  
 Javon Collins, SBU vs. PSU, 10-11-97  
 Season: 98 John Tassi, LU, 1981  
 Career: 298 Dustin Penn, UMR, 1998-2001

### Highest Punting Average

Reg. Sea. (min. 35 punts):  
 46.03 Brian Moorman, PSU, 1997 (36-1657 yds)  
 Season (min. 35 punts):  
 45.95 Brian Moorman, PSU, 1997 (41-1883 yds)  
 RS Career (min. 70 punts):  
 43.96 B. Moorman, PSU, 95-98 (157-6903 yds)  
 Career (min. 70 punts):  
 43.97 B. Moorman, PSU, 95-98 (188-8267 yds)

## PUNT RETURNS

### Most Punt Returns

Game: 9 Craig Heath, UMR vs. Mo. Valley, 9-8-79;  
 Colon McNeal, WU vs. FHSU, 9-11-99  
 Reg. Sea.:39 Michael Mundt, PSU, 1994  
 Season: 42 Michael Mundt, PSU, 1994;  
 Chuckey Aiken, PSU 1995  
 RS Career:109 Eric Holm, TSU, 1977-80  
 Career: 113 Kevin Nickerson, CMSU 1998-2001

### Highest Average Per Punt Return

Reg. Sea. (min. 10 ret.):  
 21.3 Tony Miles, NWMSU 1999 (19-405 yds)  
 Season (min. 10 ret.):  
 19.7 R. Marshall, CMSU '05 (26-513 yds)  
 Career (min. 20 ret.):  
 21.2 Gene Huffman, UMR, 48-51 (29-804 yds)

### Most Touchdowns on Punt Returns

Game: 2 Kevin Nickerson, CMSU vs. Quincy, 9-9-00  
 R. Marshall, CMSU vs. TSU, 9-17-05  
 Season: 4 RoShawn Marshall, CMSU, 2005  
 Career: 8 Kevin Nickerson, CMSU, 1998-2001

## KICKOFF RETURNS

### Most Kickoff Returns

Game: 9 Elliot Jackson, UMR vs. PSU, 11-4-95;  
 Joe Wingate, NWMSU vs. UMR, 10-17-70  
 Season: 42 Bobby Yates, CMSU, 1990  
 Career: 99 Joe Wingate, NWMSU, 1970-73

## Highest Average Per Kickoff Return

Season (min. 15 ret.):  
 31.7 Karl Evans, MSSU, 1992 (18-571 yds)  
 Career (min. 30 ret.):  
 30.0 Karl Evans, MSSU, 1991-92 (32-959 yds)

### Most Touchdowns on Kickoff Returns

Game: 2 Jason Douglas, TSU, 11-2-02  
 Season: 2 seven times, most recently:  
 Fletcher Terrell, WU 2005  
 Career: 3 Walter Rhone, CMSU, 1969-72  
 Alfonso Pugh, TSU 1999-2002  
 Delanie Walker, CMSU 2003-04

## MISCELLANEOUS

### Longest Field Goal

All Games:61 Mike Wood, SEMSU vs. LU, 11-15-75

### Longest Punt

All Games:88 Mike Miletich, TSU vs. CMSU, 10-22-88

### Longest Pass Completion

Reg. Sea.:98 M. Cook to R. Smith, MSSU vs. MWSU,  
 9-28-91  
 C. Lowe to D. Sepanski, SBU vs. PSU,  
 11-3-01  
 All Games:99 D. Gile to T. Devoe, CMSU vs. UM-Duluth,  
 12-1-01

### Longest Rushing Play

All Games:97 Fred Tabron, SMSU vs. NWMSU, 11-14-70

### Longest Interception Return

All Games:100 Bruce Johnson, LU vs. UMR, 11-23-72

### Longest Punt Return

All Games:97 Frank Ricchi, UMR vs. NWMSU, 1949

### Longest Kickoff Return

All Games:100 13 times, most recently:  
 Fletcher Terrell, WU vs. CMSU, 9-10-05

### Longest Fumble Return

All Games:100 Robert Spinks, MSSU vs. TSU, 10-2-04

## SINGLE-GAME RUSHING

AG Player	Yds.	Att.	Avg.	TDs
— 1. Ronald Moore, PSU vs. Portland St., 12-5-92	379	37	10.2	5
1. 2. Brian Shay, ESU vs. WU, 10-5-96	361	39	9.8	5
2. 3. Albert Bland, MSSU vs. WU, 10-29-94	321	32	10.0	5
3. 4. Tyler Paul, ESU vs. TSU, 10-4-03	311	34	9.1	2
4. 5. Dale Mills, TSU vs. UMR, 11-12-60	306	37	8.3	5
Jarrett Anderson, TSU vs. ESU, 11-9-96	306	26	11.8	6

## SINGLE-SEASON RUSHING

Player, School, Yr.	Yds.	Att.	Avg.	TD
1. Ronald Moore, PSU 1992	2585	356	7.3	39
2. Brian Shay, ESU 1998	2265	293	7.7	29
3. Germaine Race, PSU 2004	2213	247	9.0	26
4. Jarrett Anderson, TSU 1996	2140	321	6.7	27
5. Brian Shay, ESU 1996	2103	342	6.1	18
6. Brian Shay, ESU 1997	1912	269	7.1	29
7. Germaine Race, PSU 2005	1846	239	7.7	33
8. Tyler Paul, ESU 2003	1730	345	5.0	12
9. Jeremiah White, MWSU 2005	1669	275	6.1	10
10. Chad Guthrie, TSU 1991	1649	302	5.5	17

## CAREER RUSHING

Player, School, Yrs.	Yds.	Att.	Avg.	TD
1. Germaine Race, PSU 03-06	6985	941	7.4	107
2. Brian Shay, ESU 1995-98	6958	1007	6.9	81
3. Jarrett Anderson, TSU 93-96	6313	1015	6.2	70
4. Ronald Moore, PSU 1989-92	5776	869	6.6	74
5. X. Omon, NWMSU 2004-pre.	4736	899	5.3	55
6. Darren Dawson, PSU 89-91	4565	667	6.8	61
7. Dale Mills, TSU 1957-60	4502	751	6.0	61
8. Neal Philpot, PSU 2001-04	4337	827	5.2	55
9. Chad Guthrie, TSU 1989-92	4146	800	5.2	38
10.K. Coleman, UCM 01-04	3995	688	5.8	58

## SINGLE-GAME PASSING

RS AG Player	Yds.	Att.-C.	Pct.	TDs
1. 1. Jake Czeschin, TSU vs. NWMSU, 10-23-04	479	60-35	58.3	4
2. 2. John McMenamin, NWMSU vs. CMSU, 10-27-01	473	60-35	58.3	3
60.0 3				
Evan Gray, UMR vs. MWSU, 11-15-03	473	76-47	61.8	2
4. 4. Pete Jelovic, ESU vs. TSU, 11-4-95	471	58-39	67.2	4
5. 5. Tad Hatfield, ESU vs. MSSU, 10-30-04	460	52-32	61.5	5

## SINGLE-SEASON PASSING

Player, School, Yr.	Yds.	Att.-C.	Pct.	TD	
1. Chris Greisen, NWMSU '98	451	280	62.1	38	
2. Chris Hegg, TSU '85	3782	503	284	56.5	32
3. Josh Lamberson, NWMSU '05	3766	486	324	66.7	33
4. John McMenamin, NWMSU '02	3583	491	296	60.3	32
5. Nathan Emert, MSSU '04	3406	485	302	62.3	23
6. Travis Miles, NWMSU '99	3129	423	234	55.3	27
7. Tad Hatfield, ESU '04	3068	439	246	56.0	22
8. Andy Majors, PSU '05	3065	346	198	57.2	20
9. Jake Czeschin, TSU '04	3001	467	287	61.5	21
10. Kasey Waterman, MWSU '00	2987	383	216	56.4	32

# MIAA RECORDS



## CAREER PASSING

Player, School, Yrs.	Yds.	Att.-C.	Pct.	TD
1. K. Waterman, MWSU 98-01	10,251	304	73.056	0.98
2. E. Howe, TSU 1998-2001	9097	1203	68.757	1.70
3. C. Greisen, NWMSU 1995-98	7446	843	50.059	3.66
4. J. Lamberson, NWMSU 02-05	7365	873	57.565	8.65
5. P. Kaiser, UCM 1993-95, 1997	7233	982	51.352	2.58
6. M. Cook, MSSU 1989-93	6830	852	42.249	5.64
7. T. Hatfield, ESU 2001-04	6697	990	52.352	8.46
8. J. Frost, TSU 1987-90	6676	1051	49.547	1.50
9. S. Loveland, UCM 1981-84	6547	1169	55.476	6.32
10. T. Schuerman, WU 2000-04*	6525	831	44.052	9.53

## SINGLE-GAME RECEIVING

RS	AG Player	Yds.	Rec.	Avg.	TD
1. 1.	Rod Smith, MSSU vs. SBU, 10-19-91	254	8	31.8	3
2. 2.	Mike Berentes, TSU vs. SMSU, 11-7-70	248	10	24.8	2
3. 3.	Terren Adams, MWSU vs. WU, 11-16-91	238	11	21.6	3
4. 4.	Sam Sissom, WU vs. Colo. Mines, 8-27-05	231	7	33.0	3
5. 5.	Eddie Coates, CMSU vs. E. Illinois, 10-4-69	228	10	22.8	1
	Tom Newlin, SBU vs. UMR, 10-8-88	228	11	20.7	1

## SINGLE-SEASON RECEIVING

Player, School, Yr.	Yds.	Rec.	Avg.	TDs
1. Ronnie West, PSU 1991	1495	74	20.2	14
2. Rod Smith, MSSU 1991	1439	60	24.0	15
3. Steve Hansley, NWMSU 1984	1343	67	20.0	11
4. Tony Miles, NWMSU 1998	1306	85	15.4	16
5. Andre Rector, NWMSU 2005	1297	97	13.4	11
6. Lester McCoy, ESU 1999	1277	84	15.2	16
7. Jamaica Rector, NWMSU '02	1242	78	15.9	6
8. Terren Adams, MWSU 1991	1232	61	20.2	12
9. Jamaica Rector, NWMSU '04	1203	87	13.8	15
10. Russell Evans, TSU 1986	1167	82	14.2	6

## CAREER RECEIVING

Player, School, Yrs.	Yds.	Rec.	Avg.	TDs
1. Jamaica Rector, NWMSU 2001-04	4497	289	15.6	38
2. Tony Miles, NWMSU 1997-2000	3890	235	16.6	37
3. Andrew Blakley, TSU 1999-2002	3458	300	11.5	22
4. Sam Sissom, WU 2002-06*	3288	191	17.2	40
5. Lester McCoy, ESU 1997-2000	3234	193	16.8	33
6. Steve Hansley, NWMSU 1983-85	3118	196	15.9	26
7. Michael Dritein, WU 1992-95	3103	170	18.3	18
8. Andre Rector, NWMSU 2002-05	3049	213	14.3	18
9. Rod Smith, MSSU 1989-93	2961	151	19.6	34
10. Jerris Evans, MWSU 1998-2001	2850	197	14.5	26

## SINGLE-GAME TOTAL OFFENSE

RS	AG Player	Pass	Rush	Total
1. 1.	Josh Chapman, MSSU vs. WU, 9-28-02	337	196	533
2. 2.	Josh Chapman, MSSU vs. UMR, 11-16-02	246	246	492
3. 3.	Brandon Landry, UMR vs. Colo. Mines, 9-4-04	449	36	485
4. 4.	John McMenamin, NWMSU vs. CMSU, 10-27-01	473	2	475
5. 5.	Josh Chapman, MSSU vs. UMR, 11-10-01	272	192	464
	Michael Cooper, MWSU vs. TSU, 11-16-02	387	77	464

## SINGLE-SEASON TOTAL OFFENSE

Player, School, Yr.	Total Pass	Rush	
1. Chris Greisen, NWMSU 1998	4151	4076	75
2. Andy Majors, PSU 2005	4028	3065	963
3. Chris Hegg, TSU 1985	3782	3741	41
4. J. Lamberson, NWMSU 2005	3748	3766	-18
5. Nathan Emert, MSSU 2004	3514	3406	108
6. Dusty Burk, TSU 2002	3441	2621	820
7. J. McMenamin, NWMSU '02	3423	3583	-160
8. Josh Chapman, MSSU 2002	3408	2398	1010
9. Neal Philpot, PSU 2004	3223	1825	1398
10. Travis Miles, NWMSU 1999	3143	3129	14

## CAREER TOTAL OFFENSE

Player, School, Yr.	Total	Pass	Rush
1. Neal Philpot, PSU 2001-04	10,168	5831	4337
2. K. Waterman, MWSU '98-01	10,056	10,025	31
3. Eric Howe, TSU 1998-2001	9040	9097	-57
4. J. Chapman, MSSU 99-02	8801	5568	3233
5. T. Schuerman, WU 00-04*	8315	6525	1790
6. J. Lamberson, NWMSU 02-05	8064	7365	699
7. Andy Majors, PSU 2002-05	7867	5531	2336
8. Robert Clardy, SBU 03-06	7596	5405	2191
9. C. Greisen, NWMSU 95-98	7563	7446	117
10. P. Kaiser, UCM 93-95, '97	7553	7233	320

\*= career includes medical hardship season

## SINGLE-GAME SCORING

AG Player	Points
1. 1. Brian Shay, ESU vs. UMR, 11-8-97	46
2. 2. Louis Stark, SMSU vs. SBU, 9-24-27	37
3. 3. Jarrett Anderson, TSU vs. ESU, 11-9-96	36
4. 4. Dale Mills, TSU vs. UMR, 11-12-60	34
5. 5. Brian Shay, ESU vs. WU, 10-5-96	32
—5. Ronald Moore, PSU vs. NDSU, 11-28-92	32
—5. Ronald Moore, PSU vs. Port. St., 12-5-92	32

## SINGLE-SEASON SCORING

Player, School, Yr.	Points
1. Ronald Moore, PSU 1992	254
2. Brian Shay, ESU 1997	198
Germaine Race, PSU 2005	198
4. Brian Shay, ESU 1998	176
5. Jarrett Anderson, TSU 1996	168
6. Germaine Race, PSU 2004	164
7. David Jansen, NWMSU 1999	144
David Pumell, NWMSU 1999	144
Kegan Coleman, UCM 2002	144
10. Chad Guthrie, TSU 1992	134
Brian Shay, ESU 1996	134

## CAREER SCORING

Player, School, Yrs.	Points
1. Germaine Race, PSU 2003-06	634
2. Brian Shay, ESU, 1995-98	544
3. Ronald Moore, PSU 1989-92	480
4. Jarrett Anderson, TSU 1993-96	446
5. Dale Mills, TSU 1957-60	407
6. Nathan Alleman, PSU 2003-06†	401
7. David Pumell, NWMSU 1996-99	400
8. Kegan Coleman, UCM 2001-04	384
9. Darren Dawson, PSU 1989-91	366
10. Neal Philpot, PSU 2001-04	360
Xavier Omon, NWMSU 2004-pr.	360

†= Top Career Kick Scorer

# HORNET NCAA BESTS

## OFFENSIVE (Team Highs)

<b>HIGH</b>	<b>LOW</b>
Points: 77 vs. UMR (97)	0 vs. PSU (00)
0 vs. NWMSU (05)	
Points in a Qtr: 32 vs. UMR (97)	0 (several)
Points in a Half: 39 vs. UMR (97)	0 (several)
Rushing Plays: 70 vs. SBU (96)	16 vs. FHSU (95)
Yards Rushing: 471 vs. UMR (00)	-40 vs. CMSU (94)
Pass Attempts: 76 vs. FHSU (95)	11 vs. UMR (94)
Passes Comp.: 39 vs. NWMSU (95)	3 vs. PSU (00)
Passes intercepted: 6 vs. PSU (94)	0 (several)
Yards Passing: 514 vs. UMR (95)	49 vs. PSU (00)
Total Yards: 703 vs. UMR (97)	155 vs. CMSU (94)
Off. Plays: 101 vs. NWMSU (97)	47 vs. UMR (94)
First Downs: 35 vs. NWMSU (92)	6 vs. UMR (94)
Fumbles: 6 vs. NWMSU (94)	0 (several)
Fumbles Lost: 4 vs. MWSC (91)	0 (several)

## DEFENSIVE (Team Highs)

Points 72 vs. PSU (04)	0 (several)
Points in Qtr: 35 vs. PSU (96)	0 (several)
Points in a Half 42 vs. PSU (96)	0 (several)
Run Plays: 70 vs. NWMSU (92)	18 vs. SBU (06)
Yds. Rushing: 627 vs. NWMSU (92)	19 vs. UMR (04)
Pass Attempts: 52 vs. TSU (00)	5 vs. PSU (00)
52 vs. MSSU (04)	
Passes Complete: 35 vs. UMR (04)	1 vs. MSSU (00)
Passes intercepted: 6 vs. SBU (94)	0 (several)
Yards Passing: 460 vs. MSSU (04)	8 vs. MSSU (00)
Total Yards: 796 vs. NWMSU (92)	89 vs. CMSU (99)
Offensive Plays: 97 vs. MSSU (01)	46 vs. MSSU (00)
First Downs: 33 vs. NWMSU (04)	5 at OPSU (06)
Fumbles: 7 vs. UMR (94)	0 (several)
7 vs. PSU (04)	
Fumbles Lost: 4 vs. NWMSU (92)	0 (several)
4 at OPSU (06)	
Safeties: 3 vs. CMSU (99)	0 (several)

## Individual Bests

Longest run from scrimmage (TD) . . .	90, John Davis vs. WU (93)
Longest run from scrimmage (no score) . . . . .	78, Shay vs. WU (95)
Longest pass (TD) . . . . .	96, Ponder/Pobolish vs. UMR (95)
Longest pass (no score) . . . . .	74, Ponder/Guberman vs. FHSU (95)
Longest punt return (TD) . . . . .	75, J. Kennedy vs. TSU (01)
Longest kickoff return. . . . .	100, R. Johnson vs. CMSU (99)
. . . . .	100, Cowins vs. SBU (92)
Longest interception return (TD) . . . . .	84, J. Oldfather vs. SBU (02)
Longest fumble return (TD) . . . . .	79, Clemons vs. CMSU (97)
Longest field goal. . . . .	51, J. Gray at MWSC (04), vs. PSU (02 & 03)
Longest punt . . . . .	80, Torres vs. FHSU (06)
Most rushing attempts . . . . .	47, Shay vs. CMSU (96)
Most passing attempts . . . . .	66, Ponder vs. FHSU (95)
Most completions. . . . .	39, Jelovic vs. TSU (95)
Most interceptions thrown . . . . .	6, Ponder vs. PSU (94)
Most receptions . . . . .	21, Vito vs. TSU (95)
Most total offensive attempts. . . . .	76, Ponder vs. FHSU (95)
Most rushing yards. . . . .	361, Shay vs. WU (96)
Most receiving yards . . . . .	227, Vito vs. TSU (95)
Most passing yards. . . . .	471, Jelovic vs. TSU (95)
Most yards total offense. . . . .	457, West vs. NWMSU (92)
Most all-purpose yards . . . . .	469, Shay vs. WU (97)
Most points scored . . . . .	46, Shay vs. UMR (97)
Most rushing TDs . . . . .	7, Shay vs. UMR (97)
Most passing TDs . . . . .	5, Hatfield vs. MSSU (04)
. . . . .	5, Jelovic vs. FHSU (97)
Most receiving TDs . . . . .	3, (7x) most recent Hulings vs. PSU (06)
Most field goals . . . . .	4, J. Gray at MWSC (04)
Most field goal attempts. . . . .	4, Edwards vs. TSU (06)
. . . . .	4, Gray at MWSC (04)/vs. SBU (02);4 Hunt (several)
Most PAT'S . . . . .	9, Edwards vs. OPSU (06)
. . . . .	9, Matsakis vs. MSSU (98)
Most PAT Att. . . . .	9, Edwards vs. OPSU (06)
. . . . .	9, Matsakis vs. MSSU (98)

Most punts . . . . .	10, Hunt vs. CMSU/MWSC (92)
Most Blocked Kicks . . . . .	2 (3x) last Richter & Stribling vs. MWSU (06)
Most tackles . . . . .	24, McBride vs. MSSU (97)
Most solo tackles . . . . .	19, McBride vs. MSSU (97)
Most INT. . . . .	2 (Several) Most Recent Richter vs. WU (06)
Most sacks . . . . .	4, Cook vs. TSU (95), 4, Clemons vs. NWMSU (97)
Longest scoring drive. . . . .	99 yards at Winona State (05), vs. UMR (95)
Most plays in a scoring drive . . . . .	19 vs. NWMSU (96)
Most time consumed in a drive . . . . .	9:31 vs. NWMSU (96)

## ENTERING 2007 THE LAST TIME ESU

shut out an opponent . . . . .	75 games ago, MSSU, 24-0 (00)
was shut out . . . . .	16 games ago, NWMSU, 14-0 (05)
was held without a TD . . . . .	16 games ago, NWMSU, 14-0 (05)
lost a regular season non-conference game . . . . .	vs WSU, 21-18 (06)
lost a regular season non-conference road game. vs WSU, 21-18 (06)	
lost a regular season non-conference home gm vs WSU, 21-18 (06)	
lost a regular season non-conference road game at WSU 40-21 (05)	
had one or fewer penalties . . . . .	TSU (1 for 5 yds), (94)
had a QB rush for 100 yards . . . . .	K. Copeland vs. ECU, 116 yds (01)
had a player rush for 200 yards . . . . .	Tyler Paul vs. UMR 201 yds (03)
had a player rush for 300 yards. . . . .	Tyler Paul at TSU, 311 yds (03)
had a player pass for 300 yards. . . . .	Ben Purkeypile at UCM, 311 (06)
had a player pass for 400 yds. . . . .	Tad Hatfield vs. MSSU, 460 yds (04)
had a player catch 3 TD . . . . .	Ryan Hulings vs PSU (06)
had a player throw 4 TD . . . . .	Justin Whitworth vs. PSU (06)
had a player throw 5 TD . . . . .	Tad Hatfield vs. MSSU (04)
had a player rush for 3 TD. . . . .	EIRay Henry vs. PSU (06)
rallied from 4th qtr deficit . . . . .	7 games ago ESU 35, at SBU 31 (06)
lost a gm with a 4th qtr lead 13 gms ago, vs MWSU 21, ESU 14 (05)	
blocked a field goal . . . . .	Brandon Stribling at MWSU (06)
blocked a PAT . . . . .	Jake Richter at OPSU (06)
blocked a punt . . . . .	Brandon Stribling at MWSU (06)
returned blkcd punt for TD . . . . .	B. Stribling vs. FHSU 0 yards (06)
had a punt blocked for a TD . . . . .	by McIntyre, NWMSU, 17 yds (04)

# ESU RECORDS



## HORNET SINGLE SEASON 1,000 YARD RUSHERS

Year	Player	Yards	Carries/Avg.
1998	Brian Shay	2,265	293/7.70
1996	Brian Shay	2,103	342/6.10
1997	Brian Shay	1,912	269/7.40
2003	Tyler Paul	1,730	345/5.00
1987	Aubrey Dunlap	1,587	313/5.10
1991	Quincy Tillmon	1,544	259/6.00
2002	Tyler Paul	1,435	305/4.70
2000	DeAngelo Evans	1,246	203/6.14
1992	Quincy Tillmon	1,219	240/5.08
1988	Aubrey Dunlap	1,162	244/4.80
1973	Abe Welcher	1,157	182/6.36
1986	David Tryon	1,144	178/6.40
1985	David Tryon	1,114	200/5.60
1989	Alvester Bobby	1,071	193/5.60
1979	Greg Zickefoose	1,033	222/4.65
1949	Chet Hayden	1,017	97/10.50
1972	Abe Welcher	1,000	215/4.65

## HORNET SINGLE SEASON 1,000 YARD RECEIVERS

Year	Player	Yards	Rec./TDs
1968	Bruce Cerone	1,479	91/15
1969	Bruce Cerone	1,315	77/13
1999	Lester McCoy	1,277	84/16
2004	J.J. Richard	1,166	97/14

## HORNET SINGLE SEASON 2,000 YARD PASSERS

Year	Player	Yards	Att-Comp-TD
2004	Tad Hatfield	3,068	439-246-15
1995	Sean Ponder	2,487	413-198-19
1997	Pete Jelovic	2,422	276-178-15
2003	Tad Hatfield	2,384	357-186-17
1996	Pete Jelovic	2,127	291-160-17
1998	Trent Fuller	2,114	265-155-14
1999	Joe Jacobs	2,071	263-151-25

## ESU ALL-TIME COACHING RECORDS

Name	W	L	T	.Pct.	Years
Fran Welch	115	82	15	.578	1928-42, 46-54
Larry Kramer	71	54	0	.568	1983-94
Bill Hargiss	61	23	11	.698	1914-17, 20-27
Dave Wiemers	35	32	0	.522	2001-2006
Manny Matsakis	26	18	0	.591	1995-98
Keith Caywood	25	79	5	.252	1955-66
Paul Samson	16	16	0	.500	1904-06, 08
Bud Elliott	17	11	1	.583	1971-73
Fred Honhart	13	8	2	.609	1909-11
Jerry Kill	11	11	0	.500	1999-2000
Bob Seaman	10	30	0	.333	1979-82
George Crispin	9	9	0	.500	1912-13
Dave Hoover	9	40	0	.184	1974-78
Horace Botsford	7	10	3	.425	1902-03
Jim Lance	7	11	0	.389	1969-70
Ron Blaylock	6	11	2	.316	1967-68
John Lamb	5	3	1	.611	1900
H.D. McChesney	2	2	0	.500	1918
Fred Williams	2	6	1	.278	1901
George McLaren	1	5	2	.250	1919
Owen Samuels	1	6	0	.142	1907
No Coach	3	7	0	.300	1893-99
<b>Totals</b>	<b>451</b>	<b>474</b>	<b>43</b>	<b>.497</b>	<b>1893-1942, 1946-</b>

## Career Rushing Leaders

1	Brian Shay	6,958	1995-98
2	Quincy Tillmon	4,141	1990-94
3	Tyler Paul	3,798	2000-03
4	David Tryon	3,593	1983-86
5	Abe Welcher	3,198	1972-74

## Career Receiving Leaders

(Catches)			
1	Jarett Vito	226	1995-98
2	Chet Pobolish	193	1995-98
3	Lester McCoy	191	1997-00
4	J.J. Richard	187	2002-05
5	Bruce Cerone	168	1968-69

## Career Receiving Leaders

(Yards)			
1	Lester McCoy	3,213	1997-00
2	Bruce Cerone	2,794	1968-69
3	J.J. Richard	2,716	2002-05
4	Jarett Vito	2,608	1995-98
5	Chet Pobolish	2,595	1995-98

## Career Passing Leaders

(Yards)			
1	Tad Hatfield	6,697	2001-04
2	Pete Jelovic	5,970	1995-97
3	Sean Ponder	4,019	1994-95

4	Bob Janesko	3,588	1968-70
5	Kelton Copeland	3,163	1999-02

## Career All-Purpose Yards

(since 1975)			
1	Brian Shay	9,301	1995-98
2	Greg Zickefoose	5,571	1976-79
3	Chet Pobolish	4,655	1995-98
4	Quincy Tillmon	4,576	1990-94
5	David Tryon	4,501	1983-86

## Career Total Offense

(since 1976)			
1	Brian Shay	6,958	1995-98
2	Tad Hatfield	6,584	2001-04
3	Pete Jelovic	5,669	1995-97
4	Kelton Copeland	4,352	1999-02
5	Quincy Tillmon	4,141	1990-94

## Career Tackles

(since 1978)			
1	Matt Koehler	413	1986-90
2	Gerard Clemons	378	1996-99
3	Dennis Ford	358	1983-86
4	Dontaye McCoy	341	1999-02
5	Bart Kuhlman	333	1978-81



J.J. Richard is in the top five in career receptions and receiving yards at ESU.



Tad Hatfield is the Hornets' career leader in passing yards and touchdown passes.

## MISCELLANEOUS RECORDS

Consecutive wins	14	1926-27
Consecutive losses	19	1975-77
Most wins in a season	10	1989
Most wins in a regular season	9	1998 & 2003
Widest margin of victory	134	134-0 vs. Friends, 1912
Widest margin of defeat	77	0-77 vs. Colorado State, 1967
Most ties in a season	3	1903 and 1930

## TEAM SINGLE SEASON RECORDS (since 1979)

Total Points	465 points (42.3 ypg)	1997
Total Rushing Yards	3,324 yards (255.7 ypg)	1989
Total Passing Yards	3,862 yards (351.1 ypg)	1995
Total Offensive Yards	5,846 yards (531.5 ypg)	1997

# ESU RECORDS

## Most Points

Game .. Brian Shay . . . . . 46 . . . vs UMR 1997  
 Season .. Brian Shay . . . . . 198 . . . . . 1997  
 Career .. Brian Shay . . . . . 544 . . . . . 1995-98

## Most Touchdowns Rushing

Game .. Brian Shay . . . . . 5 . . . . . vs WU 1996  
 Season .. Brian Shay . . . . . 29 . . . . . 1997 and 1998  
 Career .. Brian Shay . . . . . 81 . . . . . 1995-98

## Total Offense (since 1976)

Game .. Mike Burch . . . . . 563 . . . vs WU 1988  
 Season .. Tad Hatfield . . . . . 2943 . . . . . 2004  
 Career .. Brian Shay . . . . . 6958 . . . . . 1995-98

## Rushing Yards

Game .. Brian Shay . . . . . 361 . . . vs WU 1996  
 Season .. Brian Shay . . . . . 2265 . . . . . 1998  
 Career .. Brian Shay . . . . . 6958 . . . . . 1995-98

## All-Purpose Yards

Game .. Brian Shay . . . . . 469 . . . vs WU 1997  
 Season .. Brian Shay . . . . . 2819 . . . . . 1998  
 Career .. Brian Shay . . . . . 9301 . . . . . 1995-98

## Passing Yards

Game .. Bob Janesko . . . . . 473 . . . vs PSU 1969  
 Season .. Tad Hatfield . . . . . 3068 . . . . . 2004  
 Career .. Tad Hatfield . . . . . 6697 . . . . . 2001-04

## Passing Completions

Game .. Pete Jelovic . . . . . 39 . . . vs TSU 1995  
 Season .. Tad Hatfield . . . . . 246 . . . . . 2004  
 Career .. Tad Hatfield . . . . . 523 . . . . . 2001-04

## Passing Attempts

Game .. Sean Ponder . . . . . 66 . . . vs FHSU 1995  
 Season .. Tad Hatfield . . . . . 439 . . . . . 2004  
 Career .. Tad Hatfield . . . . . 990 . . . . . 2001-04

## Touchdown Passes

Game .. Tad Hatfield . . . . . 5 . . . vs. MSSU 2004  
 . . . . . Pete Jelovic . . . . . 5 . . . vs FHSU 1997  
 . . . . . Bob Leahy . . . . . 5 . . . vs CMSU 1969  
 . . . . . Bob Janesko . . . . . 5 . . . vs Peru St. 1969  
 Season .. Joe Jacobs . . . . . 25 . . . . . 1999  
 Career .. Tad Hatfield . . . . . 46 . . . . . 2001-04

## Kickoff Returns for a TD

Season .. Gerard Clemons . . . . . 2 . . . . . 1998

## Receiving Yards

Game .. Bruce Cerone . . . . . 296 . . . vs Wash 1968  
 Season .. Bruce Cerone . . . . . 1479 . . . . . 1968  
 Career .. Lester McCoy . . . . . 3213 . . . . . 1997-00

## Pass Catches

Game .. Jarett Vito . . . . . 21 . . . . . vs TSU 1995  
 Season .. J.J. Richard . . . . . 97 . . . . . 2004  
 Career .. Jarett Vito . . . . . 226 . . . . . 1995-98

## Touchdown Receptions

Game .. Bruce Cerone . . . . . 5 . . . vs CMSU 1968  
 Season .. Lester McCoy . . . . . 16 . . . . . 1999  
 Career .. Lester McCoy . . . . . 33 . . . . . 1997-00

## Pass Interceptions

Game .. Dick Williams . . . . . 4 . . . vs PSU 1958  
 Season .. Kelly Nusser . . . . . 9 . . . . . 1983  
 Career .. Kelly Nusser . . . . . 14 . . . . . 1980-83

## Two-Point Conversions

Game .. Several . . . . . 2  
 Season .. Jarett Vito . . . . . 4 . . . . . 1995/1997  
 . . . . . Brian Shay . . . . . 4 . . . . . 1996  
 Career .. Jarett Vito . . . . . 10 . . . . . 1995-98

## Extra Points

Game .. Elias Matsakis . . . . . 9 . . . vs MSSU 1998  
 Season .. Elias Matsakis . . . . . 47 . . . . . 1998

Consec. Adam Hunt . . . . . 51 . . . . . 1991-92  
 Career .. Adam Hunt . . . . . 118 . . . . . 1991-94

## Punts

Game .. Hunt . . . . . 10 . . . vs CMSU 1992  
 . . . . . Hunt . . . . . 10 . . . vs MWSC 1992  
 Season .. Pat Cisper . . . . . 73 . . . . . 1981  
 Career .. Adam Hunt . . . . . 164 . . . . . 1991-94

## Punting Average

Season .. Pat Amon . . . . . 41.9 . . . . . 2001  
 Career .. Pat Amon . . . . . 38.5 . . . . . 1998-2001

## Field Goals

Game .. Justin Gray . . . . . 4 . . . vs MWSC 2004  
 Season .. Justin Gray . . . . . 20 . . . . . 2004  
 Career .. Justin Gray . . . . . 58 . . . . . 2001-04t

## Tackles

Game .. Shane McBride . . . . . 24 . . . vs MSSU 1997  
 Season .. Shane McBride . . . . . 166 . . . . . 1997  
 Career .. Matt Koehler . . . . . 413 . . . . . 1986-90

## LONGEST PLAYS

### Run from scrimmage

98-yard TD . . . . . Bernie Gardenhire  
 . . . . . vs Wayne State 1982

### Pass from scrimmage

99-yard TD . . . . . Bob Janesko  
 . . . . . to Frank Stankiewicz  
 . . . . . vs PSU 1969

### Field Goal

51-yard . . . . . Justin Gray  
 . . . . . vs Pittsburg State 2002 & 2003

### Punt Return

75-yard TD . . . . . Jason Kennedy  
 . . . . . vs Truman 2001  
 75-Yard TD . . . . . Bob Shepler  
 . . . . . vs Drake 1948

### Kickoff Return

100-yard TD . . . . . Ryan Johnson  
 . . . . . vs CMSU 1999  
 100-yard TD . . . . . Anthony Cowins  
 . . . . . vs SBU 1992  
 100-yard TD . . . . . Keith Caywood  
 . . . . . vs Swstrn 1940

### Interception Return

95-yard TD . . . . . Kelly Nusser  
 . . . . . vs Ft. Hays State 1983

### Punt

97-yards . . . . . Jim Hurst  
 . . . . . vs CMSU 1964

### Fumble Recovery

79-yard TD . . . . . Gerard Clemons  
 . . . . . vs CMSU 1997

## CAPACITY CROWDS AT EMPORIA STATE

1973 . . . 10000 . . . . . vs Northern Colorado  
 1998 . . . 9200 . . . . . vs Pittsburg State  
 1969 . . . 9000 . . . . . vs Pittsburg State  
 1987 . . . 8064 . . . . . vs Pittsburg State  
 1926 . . . 8000 . . . . . vs College of Emporia  
 1992 . . . 7640 . . . . . vs Pittsburg State  
 2000 . . . 7305 . . . . . vs Ft. Hays State  
 1979 . . . 7000 . . . . . vs Missouri Western  
 1980 . . . 7000 . . . . . vs Missouri Southern

## HORNETS IN NATIONAL ALL-STAR GAMES

2004 . . . Chris Peoples . . . . . Cactus Bowl  
 2003 . . . Tyler Paul . . . . . Cactus Bowl - Off. MVP  
 2002 . . . Dontaye McCoy . . . . . Cactus Bowl  
 2001 . . . Jason Ferguson . . . . . Cactus Bowl  
 2000 . . . Lester McCoy . . . . . Cactus Bowl  
 . . . . . DeAngelo Evans . . . . . Cactus Bowl  
 1999 . . . Joe Jacobs . . . . . Snow Bowl  
 1998 . . . Cris Pritchard . . . . . Snow Bowl  
 . . . . . Brian Shay . . . . . Senior Bowl/Blue-Gray  
 1997 . . . Pete Jelovic . . . . . Snow Bowl  
 1994 . . . Adam Hunt . . . . . Snow Bowl  
 1993 . . . Kenny Miller . . . . . Snow Bowl  
 1974 . . . Mike Denimarck . . . . . Shrine Bowl  
 1969 . . . Bruce Cerone . . . . . Shrine Bowl  
 1932 . . . Elvin "Mac" McCoy . . . . . Shrine Bowl



Pat Amon set an ESU record with a 41.9 yard punting average in 2001.



Brian Shay holds 12 MIAA rushing records and graduated as the all-time leading rusher in NCAA Division II history.



Justin Gray holds the Hornet record for Field Goals in a game, season and career.



# MISCELLANEOUS RECORDS



## Top 10 ESU Single Season Rushing Yards

Year	Player	Yards	C/Av
1. 1998	Brian Shay	2,265	293/7.7
2. 1996	Brian Shay	2,103	342/6.1
3. 1997	Brian Shay	1,912	269/7.4
4. 2003	Tyler Paul	1,730	345/5.0
5. 1987	Aubrey Dunlap	1,587	313/5.1
6. 1991	Quincy Tillmon	1,544	259/6.0
7. 2002	Tyler Paul	1,435	305/4.7
8. 2000	DeAngelo Evans	1,246	203/6.1
9. 1992	Quincy Tillmon	1,219	240/5.1
10. 1988	Aubrey Dunlap	1,162	244/4.8

## Top 10 ESU Single Season Passing Yards

Year	Player	Yards	AC-TD
1. 2004	Tad Hatfield	3,068	439-246-22
2. 1995	Sean Ponder	2,487	413-198-19
3. 1997	Pete Jelovic	2,422	276-178-15
4. 2003	Tad Hatfield	2,384	357-186-17
5. 1996	Pete Jelovic	2,127	291-160-17
6. 1998	Trent Fuller	2,114	265-155-14
7. 1999	Joe Jacobs	2,071	263-151-25
8. 1970	Bob Janesko	1,893	279-120-16
9. 1992	Curtis West	1,715	222-114-16
10. 1968	Bob Leahy	1,698	205-117-17

## ESU Single Season Receiving Yards

Year	Player	Yards	A/Gm
1. 1968	Bruce Cerone	1,479	164.3
2. 1969	Bruce Cerone	1,315	146.1
3. 1999	Lester McCoy	1,277	116.1
4. 2004	J.J. Richard	1,166	106.7
5. 2000	Lester McCoy	977	88.8

## ESU Single Season All-Purpose Yardage Leaders

Player	Yards	Years
1. Brian Shay	2,819	1998
2. Brian Shay	2,738	1996
3. Brian Shay	2,723	1997

4. Tyler Paul	1,780	2003
5. Ryan Johnson	1,770	2002
6. Quincy Tillmon	1,616	1991
6. Ryan Hulings	1,616	2005
8. Aubrey Dunlap	1,593	1987



Brian Shay leads the ESU career total offense list by nearly 400 yards.

## ESU Career Rushing Leaders

Player	Yards	Years
1. Brian Shay	6,958	1995-98
2. Quincy Tillmon	4,141	1990-94
3. Tyler Paul	3,798	2000-03
4. David Tryon	3,593	1983-86
5. Abe Welcher	3,198	1972-74

## ESU Career Passing Leaders (Yards)

Player	Yards	Years
1. Tad Hatfield	6,697	2001-04
2. Pete Jelovic	5,970	1995-97
3. Sean Ponder	4,019	1994-95
4. Bob Janesko	3,588	1968-70
5. Kelton Copeland	3,163	1999-02

## ESU Career Receiving Leaders (Yards)

Player	Yards	Years
1. Lester McCoy	3,213	1997-00
2. Bruce Cerone	2,794	1968-69
3. J.J. Richard	2,716	2002-05
4. Jarett Vito	2,608	1995-98
5. Chet Pobolish	2,595	1995-98

## ESU Career Receiving Leaders (Catches)

Player	Catches	Years
1. Jarett Vito	226	1995-98
2. Chet Pobolish	193	1995-98
3. Lester McCoy	191	1997-00
4. J.J. Richard	187	2002-05
5. Bruce Cerone	168	1968-69



Ryan Hulings finished his career third all-time in All-Purpose yards.

## ESU Career All-Purpose Yardage Leaders

Player	Yards	Years
1. Brian Shay	9,301	1995-98
2. Greg Zickefoose	5,571	1976-79
3. Ryan Hulings	4,726	2003-06
4. Chet Pobolish	4,655	1995-98
5. Quincy Tillmon	4,576	1990-94
6. David Tryon	4,501	1983-86

## ESU Career

### Total Offense (since 1976)

Player	Yards	Years
1. Brian Shay	6,958	1995-98
3. Tad Hatfield	6,584	2001-04
2. Pete Jelovic	5,669	1995-97
4. Kelton Copeland	4,352	1999-02
5. Quincy Tillmon	4,141	1990-94



# YEARLY LEADERS




**Rick Van Weezel**



**Troy Maton**



**Adam Hunt**



**John Davis**



**Jerry Bishop**



**DeAngelo Evans**

## Rushing Yards (Average/Game)

2006	Seville Ko	798 (72.5)
2005	Seville Ko	559 (62.1)
2004	Lantrez Jones	747 (64.5)
2003	Tyler Paul	1730 (144.2)
2002	Tyler Paul	1435 (119.6)
2001	Shon Wells	588 (58.8)
2000	DeAngelo Evans	1246 (113.3)
1999	Pete Tactikos	451 (45.1)
1998	Brian Shay	2265 (205.9)
1997	Brian Shay	1912 (173.8)
1996	Brian Shay	2103 (191.2)
1995	Brian Shay	678 (61.6)
1994	Quincy Tillmon	598 (99.7)
1993	Rodney Clever	723 (80.3)
1992	Q. Tillmon	1219 (135.4)
1991	Q. Tillmon	1544 (171.6)
1990	Alvester Bobby	914 (130.6)
1989	Alvester Bobby	1508 (116)
1988	Aubrey Dunlap	1162 (105)
1987	Aubrey Dunlap	1587 (144)
1986	David Tryon	1144 (114.4)
1985	David Tryon	1114 (111.4)
1984	David Tryon	694 (69.4)
1983	David Tryon	641 (80.1)
1982	B. Gardenhire	410 (41)
1981	Pat Cisper	440 (44)
1980	Kurt Ream	506 (72.3)
1979	G. Zickefoose	1033 (103.3)
1978	Greg Zickefoose	634
1977	Greg Zickefoose	678
1976	Greg Zickefoose	449
1975	Eric Johnson	470
1973	Abe Welcher	1157
1972	Abe Welcher	954
1968	Charlie Divitto	738

## Rushing TDs

2006	ElRay Henry	9
2005	Seville Ko	6
2004	Lantrez Jones	5
2003	Tyler Paul	12
2002	Tyler Paul	11
2001	Shon Wells	6
2000	DeAngelo Evans	12
1999	William Fesseh	3
1998	Brian Shay	29
1997	Brian Shay	29
1996	Brian Shay	18
1995	Brian Shay	5
1994	Quincy Tillmon/Sean Ponder	3
1993	John Davis	7
1992	Quincy Tillmon	11
1991	Quincy Tillmon	17
1990	Quincy Tillmon	6
1989	Alvester Bobby	18
1988	Aubrey Dunlap	12
1987	Aubrey Dunlap	13
1986	David Tryon	11
1985	David Tryon	8
1984	David Tryon	4
1983	David Tryon	7
1982	Pat Cisper	7
1981	Pat Cisper	2
1980	Pete Kriwiel	4
1979	G. Zickefoose	7
1978	Levy/Zickefoose	3
1977	G. Zickefoose	3
1976	Swafford	2
1975	Eric Johnson	4
1973	Abe Welcher	9
1972	Abe Welcher	11
1968	Charlie Divitto	11



David Tryon led ESU in rushing from 1983-86.

## Passing Yards (Average/Game)

2006	Ben Purkeypille	1525 (138.6)
2005	Justin Whitworth	1670 (167.0)
2004	Tad Hatfield	3068 (278.9)
2003	Tad Hatfield	2384 (198.7)
2002	Tad Hatfield	1242 (124.2)
2001	Kelton Copeland	1005 (100.5)
2000	Kelton Copeland	1352 (122.9)
1999	Joe Jacobs	2071 (188.3)
1998	Trent Fuller	2114 (192.2)
1997	Pete Jelovic	2422 (220.2)
1996	Pete Jelovic	2127 (193.4)
1995	Sean Ponder	2441 (221.9)
1994	Sean Ponder	1578 (157.8)
1993	Tori Allen	385 (64.2)
1992	Curtis West	1715 (245)
1991	Curtis West	1386 (154)
1990	Tony Phillips	940 (94)
1989	Mike Burch	1123 (112.3)
1988	Mike Burch	1306 (118.7)
1987	Preston Pearson	1235 (112.3)
1986	Randy Becnel	927 (103)
1985	Bob Lee	648 (81)
1984	Preston Pearson	527 (87.8)
1983	Bryan Ferguson	694 (77.1)
1982	Pat Cisper	974 (97.4)
1981	Pat Cisper	773 (77.3)
1980	Pete Kriwiel	813 (90.3)
1979	Pete Kriwiel	205 (20.5)
1978	Kyle Sanders	614
1977	Bob Ginavan	436
1976	Kyle Sanders	493
1975	Steve Hamilton	1182
1973	Mike White	250
1972	Mike White	858
1969	Bob Janesko	1893
1968	Bob Leahy	1698

## TD Passes

2006	Ben Purkeypille	17
2005	Justin Whitworth	13
2004	Tad Hatfield	22
2003	Tad Hatfield	17
2002	Tad Hatfield	7
2001	Kelton Copeland	5
2000	Kelton Copeland	16
1999	Joe Jacobs	25
1998	Trent Fuller	14
1997	Pete Jelovic	15

1996	Pete Jelovic	17
1995	Sean Ponder	19
1994	Sean Ponder	16
1993	Torii Allen	3
1992	Curtis West	16
1991	Curtis West	12
1990	Tony Phillips	7
1989	Mike Burch	9
1988	Mike Burch	17
1987	Preston Pearson	11
1986	Randy Becnel	8
1985	Preston Pearson	6
1984	Preston Pearson	4
1983	Bryan Ferguson	3
1982	Pat Cisper	5
1981	Pat Cisper	7
1980	Pete Kriwiel	3
1979	Pete Kriwiel	4
1978	Ray Hanson	4
1977	Bob Ginavan	4
1976	Kyle Sanders	2
1975	Steve Hamilton	4
1973	Mike White	3
1972	Mike White	2
1969	Bob Janesko	16
1968	Bob Leahy	17

## Receptions

2006	Ryan Hulings	38
2005	J.J. Richard	40
2004	J.J. Richard	97
2003	Andre Day	56
2002	Ryan Johnson	38
2001	Ryan Johnson	30
2000	Lester McCoy	52
1999	Lester McCoy	84
1998	Chet Pabolish	54
1997	Pabolish/Vito	46
1996	Troy Maton	46
1995	Jarett Vito	94
1994	Shane Meyer	46
1993	Chris Arndt	18
1992	Wade LeDuc	41
1991	Wade LeDuc	58
1990	Dexter Knight	23
1989	Arnie Burcham	35
1988	Terry White	40
1987	Darren Johnson	63
1986	Darren Johnson	32
1985	Rick Remsberg	22
1984	David Tryon	23
1983	Troy Johnson	23
1982	Monty Smith	18
1981	Jeff Rettinger	29
1980	Lamonica/Rettinger	15
1979	Brian Verbanic	8
1978	Greg Zickefoose	19
1977	Dan Baker	20
1976	William Mustin	19
1975	Tyron Gray	32
1973	John Connell	7
1972	John Connell	23
1969	Bruce Cerone	77
1968	Bruce Cerone	91

## Receiving Yards (Average/Game)

2006	Ryan Hulings	523 (47.5)
2005	J.J. Richard	712 (71.2)
2004	J.J. Richard	1166 (106.0)
2003	J.J. Richard	726 (60.5)
2002	Ryan Johnson	846 (70.5)
2001	Ryan Johnson	493 (44.8)
2000	Lester McCoy	977 (88.8)

# YEARLY LEADERS



1999	Lester McCoy	1277 (116.1)
1998	Lester McCoy	788 (71.6)
1997	Troy Maton	722 (120.3)
1996	Troy Maton	652 (59.3)
1995	Derek Woods	966 (96.6)
1994	Shane Meyer	563 (56.3)
1993	Chris Arndt	228 (28.5)
1992	Wade LeDuc	575 (57.5)
1991	Wade LeDuc	773 (77.3)
1990	Dexter Knight	258 (11.2)
1989	Arnie Burcham	495 (41.3)
1988	Terry White	622 (56.5)
1987	Darren Johnson	686 (62.4)
1986	Darren Johnson	483 (48.3)
1985	Michael Myers	465 (46.5)
1984	David Tryon	373 (37.3)
1983	Troy Johnson	471 (52.3)
1982	Monty Smith	244 (30.5)
1981	Jeff Rettinger	449 (44.9)
1980	Paul Lamonaca	239 (26.6)
1979	Brian Verbanic	147 (14.7)
1978	Mike Easter	284 (28.4)
1977	Dan Baker	391 (43.4)
1976	Mike Easter	199 (22.1)
1975	Tyron Gray	652 (108.7)
1973	Larry Voorhees	113
1972	John Connell	350
1969	Bruce Cerone	1315
1968	Bruce Cerone	1479

## Receiving Touchdowns

2006	Ryan Hulings/Jermaine Barnett	6
2005	J.J. Richard	8
2004	J.J. Richard	14
2003	Andre Day	7
2002	Ryan Johnson	5
2001	Dan Williams	3
2000	Lester McCoy	10
1999	Lester McCoy	16
1998	Jarett Vito	8
1997	Jarett Vito	7
1996	Troy Maton	5
1995	Derek Woods	8
1994	Shane Meyer	5
1993	J. Davis/D. Frank/R. Clever	1
1992	Wade LeDuc/Anthony Cowins	5
1991	Anthony Cowins	7
1990	LeDuc/Bantz/Van Weezel	2
1989	Arnie Burcham	7

1988	White/Strickland	7
1987	Darren Johnson	6
1986	Michael Myers	4
1985	Michael Myers	4
1984	Tryon/Kelly	2
1983	Troy Johnson	3
1982	Gardenhire/Priddy	2
1981	Jeff Rettinger	2
1980	Paul Lamonaca	2
1979	Three	1
1978	Cochran/Dallas	2
1977	Clay Parenti	4
1976	Mustin/Zickefoose	1
1975	T. Gray/D'Aries	2
1973	Connell/Voorhees	2
1972	John Connell	3
1969	Bruce Cerone	13
1968	Bruce Cerone	15

## Field Goals (Attempts)

2006	Jeff Edwards	9 (16)
2005	Jeff Edwards	6 (11)
2004	Justin Gray	20 (26)
2003	Justin Gray	16 (24)
2002	Justin Gray	11 (25)
2001	Justin Gray	11 (14)
2000	Rob Contreras	7 (11)
1999	Rob Contreras	5 (10)
1998	Elias Matsakis	4 (6)
1997	Jim Stewart	4 (7)
1996	Jim Stewart	5 (10)
1995	Scott Bauer	4 (6)
1994	Adam Hunt	5 (8)
1993	Adam Hunt	5 (8)
1992	Adam Hunt	5 (5)
1991	Adam Hunt	3 (7)
1990	Rick VanWeezel	6 (6)
1989	Mike Robertson	7 (12)
1988	Mike Robertson	10 (14)
1987	Robertson/VanWeezel	1 (2)
	Bliss	1 (3)
1986	Eric Bliss	8 (11)
1985	Mike Boumann	5 (8)
1984	Reggie Jones	2 (8)
1983	Martin	1 (3)
1982	Kamran Kotobi	1 (2)
1981	Alan Cress	3 (7)
1980	Dave Winter	1 (2)
	P.Cisper	1(1)
	B.Kuhlman	1 (7)
1979	Steve Groves	1 (5)
1978	Joe Pipoli	3
1977	Joe Pipoli	4
1975	Joe Pipoli	2 (5)
1973	Gary Hare	7 (11)
1972	Gary Hare	4

## PAT Kicks

2006	Jeff Edwards	36-37
2005	Jeff Edwards	30-30
2004	Justin Gray	31-32
2003	Justin Gray	37-38
2002	Justin Gray	35-37
2001	Justin Gray	32-33
2000	Rob Contreras	36-39
1999	Rob Contreras	30-35
1998	Elias Matsakis	47-54
1997	Jim Stewart	15-27
1996	Jim Stewart	26-32
1995	Scott Bauer	17-25
1994	Adam Hunt	30-31
1993	Adam Hunt	20-24
1992	Adam Hunt	37-37

1991	Adam Hunt	32-32
1990	Rick VanWeezel	7-10
1989	Mike Robertson	44-47
1988	Mike Robertson	34-41
1987	Eric Bliss	13-17
1986	Eric Bliss	25-32
1985	Eric Bliss	9-12
1984	Reggie Jones	10-11
1983	David Allen	8-9
1982	Kamran Kotobi	10-12
1981	Alan Cress	10-11
1980	Dave Winter	4-4
1979	Dave Winter	12-13
1978	Joe Pipoli	10-10
1977	Joe Pipoli	7
1976	Joe Pipoli	4
1975	Joe Pipoli	5-9
1973	Gary Hare	28-33
1972	Gary Hare	21

## Touchdowns


2006	ElRay Henry	9
2005	J.J. Richard	8
2004	J.J. Richard	14
2003	Tyler Paul	12
2002	Tyler Paul	11
2001	Josh Sanders	7
2000	DeAngelo Evans	12
1999	Lester McCoy	16
1998	Brian Shay	29
1997	Brian Shay	32
1996	Brian Shay	21
1995	Chet Pobolish/Derek Woods	8
1994	Quincy Tillmon	6
1993	John Davis	81
1992	Quincy Tillmon	12
1991	Quincy Tillmon	19
1990	Quincy Tillmon	6
1989	Alvester Bobby	18
1988	Aubrey Dunlap	12
1987	Aubrey Dunlap	13
1986	David Tryon	14
1985	David Tryon	9
1984	David Tryon	7
1983	David Tryon	8
1982	Cisper/Gardenhire	7
1981	Jeff Rettinger	3
1980	Pete Kriwiel	4
1979	Greg Zickefoose	9
1978	Levy/Zickefoose	4
1977	Greg Zickefoose	5
1976	Greg Zickefoose	3
1975	Johnson/D'Aries	4
1973	Abe Welcher	9
1972	Abe Welcher	10

## 2 point PAT's

2006	Ryan Hulings	1
2005		None
2004		None
2003	Tad Hatfield	1
2002		None
2001		None
2000		None
1999	Lester McCoy	2
1998	Brian Shay	1
1997	Jarett Vito	4
1996	Brian Shay	4
1995	Jarett Vito	4
1994		None
1993	Three	1
1992	Shane Meyer	2
1991	Wade LeDuc	2




**Quincy Tillmon**



**Lester McCoy**




**Trent Fuller**



**Pete Jelovic**



**Jarett Vito**



**Curtis West**




*J.J. Richard lead the Hornets in receiving from 2003-2005, including 1166 yards in '04.*



# YEARLY LEADERS




**Pat Amon**



**Anthony Cowins**




**Kelly Goodburn**



**Gerard Clemons**



**Brett Oberzan**



**Dennis Ford**

1990	LeDuc/Rand	2
1989	Joe Sheble	2
1988	Three	1
1987	Darren Johnson	4
1986	Myers/Becnel	1
1985	Rick Remsberg	3
1984	Chris Kelly	1
1983	Dean Taylor	1
1982	Bernie Gardenhire	1
1981		None
1980	Pat Cisper	2
1979	Pete Kriwiel	1
1978	Greg Zickefoose	2
1977	Greg Zickefoose	1
1976	None	
1975	Robbie Vannaman	1

### Interceptions

2006	Jake Richter	3
2005	Emmanuel Howard	3
2004	Chris Peoples/Matt Peschel	2
2003	Josh Oldfather	4
2002	Josh Williams	3
2001	Dontaye McCoy/Charles Greer	3
2000	Dontaye McCoy	6
1999	Dontaye McCoy	3
1998	Maurice Davis	5
1997	Jerry Bishop	4
1996	Quentin Conner/Chet Pobolish	1
1995	Mike Reese	6
1994	Mike Reese	5
1993	Several	1
1992	Several	1
1991	Shane Mullen	5
1990	Shane Mullen	5
1989	Brett Oberzan	6
1988	Strotkamp/Ridgeway	2
1987	Strotkamp/Robertson	6
1986	Shannon Wright	5
1985	Tarodeny Robertson	4
1984	Jimmy Holm	8
1983	Kelvy Nusser	9
1982	Dave Robertson	5
1981	Cotman/Schiesser	3
1980	Nusser/Verbenec	2
1979	Winfred Dallas	3
1978	Henry/Hunt	4
1977	Four	2
1976	Steve Henry	5
1975	Berner	3
1972	Ternes/Wal/Blackwell	3

### Punting Average

2006	Johnnie Torres	36.2
2005	Johnnie Torres	35.6
2004	Taylor Williams	37.4
2003	Mike Servis	35.9
2002	Mike Servis	34.7
2001	Pat Amon	41.9
2000	Pat Amon	36.8
1999	Pat Amon	37.1
1998	Trent Fuller	36.4
1997	Elias Matsakis	30.1
1996	Elias Matsakis	35.2
1995	Dustin Curry	37.9
1994	Adam Hunt	37.5
1993	Adam Hunt	35.6
1992	Adam Hunt	38.1
1991	Matt Miller	34.4
1990	Rick VanWeezel	33.5
1989	Allen Martin	33.8
1988	Allen Martin	36.8
1987	Chris McCartney	30.9

1986	Chris McCartney	33.2
1985	Chris McCartney	32.1
1984	Kelly Goodburn	40.8
1983	Bryan Ferguson	37.9
1982	Bryan Ferguson	37.9
1981	Pat Cisper	35.1
1980	Tony Mann	37.5
1979	Pat Cisper	34.8
1978	David Winter	37.3
1977	Scott Scurlock	35.1
1976	Bill Coffman	34.6
1975	Tyron Gray	38.1

### Punt Return Average Yards

2006	Ryan Hulings	13.5
2005	Ryan Hulings	13.6
2004	Ryan Hulings	12.8
2003	Josh Oldfather	7.1
2002	Josh Oldfather	8.3
2001	Jason Kennedy	10.2
2000	Andre Day	9.5
1999	Lester McCoy	11.0
1998	Jarett Vito	10.7
1997	Chet Pobolish	10.3
1996	Chet Pobolish	11.9
1995	Chet Pobolish	11.7
1994	Dustin Frank	5.6
1993	Dustin Frank	9.1
1992	Andy Bantz	27.1
1991	Anthony Cowins	6.5
1990	Anthony Cowins	19
1989	Dexter Knight	14.2
1988	Terry White	14.1
1987	Terry White	10.9
1986	Shannon Wright	11.4
1985	Otis Moon	14.1
1984	Jimmy Holm	13
1983	James Busby	15
1982	Dow Pridey	7.3
1981	Paul Lamonaca	8.3
1980	Jeff Rettinger	8.2
1979	Calvin	15.5
1978	Mike Rhodes	15.7
1977	Greg Zickefoose	7.9



*Jake Richter had three interceptions last season to lead the Hornets.*

1976	Greg Zickefoose	14.4
1975	Brooks	7.2
1969	Erv Bott	21.7

### Kick Return Average Yards

2006	Ryan Hulings	22.5
2005	Ryan Hulings	22.3
2004	Ryan Hulings	19.2
2003	Josh Oldfather	19.5
2002	Ryan Johnson	25.5
2001	Kaylon Price	24.8
2000	DeAngelo Evans	18.6
1999	Ryan Johnson	19.0
1998	Gerard Clemons	32.1
1997	Brian Shay	25.2
1996	Brian Shay	22.7
1995	Troy Maton	29
1994	Tabora Ward	31.5
1993	Doug Jefferson	22.8
1992	Anthony Cowins	59.7
1991	Anthony Cowins	42.2
1990	Anthony Cowins	24.6
1989	Tim Ridgeway	37.62
1988	Terry White	28.3
1987	Matt Koehler	23
1986	Darren Johnson	27.7
1985	Otis Moon	22.6
1984	Jimmy Holm	20.4
1983	Kevin Connor	21.5
1982	Bernie Gardenhire	21
1981	Jeff Rettinger	24
1980	Jeff Rettinger	24.4
1979	Greg Zickefoose	28.5
1978	Greg Hanna	21
1977	Greg Zickefoose	26.5
1976	Steve Henry	48.3
1975	Mike Pettey	21.7

### All-Purpose Yards (Ave/Game)

2006	Ryan Hulings	1585 (144.1)
2005	Ryan Hulings	1616 (161.6)
2004	Ryan Hulings	1410 (128.2)
2003	Tyler Paul	1780 (148.3)
2002	Ryan Johnson	1770 (147.5)
2001	Ryan Johnson	1151 (104.6)
2000	DeAngelo Evans	1395 (126.8)
1999	Lester McCoy	1323 (120.3)
1998	Brian Shay	2819 (256.3)
1997	Brian Shay	2723 (247.5)
1996	Brian Shay	2738 (248.9)
1995	Chet Pobolish	1349 (122.6)
1994	Quincy Tillmon	839 (139.8)
1993	John Davis	796 (79.6)
1992	Quincy Tillmon	1299 (144.3)
1991	Quincy Tillmon	1616 (179.6)
1990	Alvester Bobby	915 (130.7)
1989	A. Bobby	1566 (120.5)
1988	Aubrey Dunlap	1203 (109.4)
1987	Aubrey Dunlap	1593 (144.8)
1986	David Tryon	1345 (134.5)
1985	David Tryon	1263 (126.3)
1984	David Tryon	1067 (106.7)
1983	David Tryon	826 (103.3)
1982	Bernie Gardenhire	851 (85.1)
1981	Jeff Rettinger	979 (97.9)
1980	Jeff Rettinger	816 (81.6)
1979	Greg Zickefoose	1590 (159)

### Total Offense (Average/Game)

2006	Ben Purkeypille	1525 (123.5)
2005	Justin Whitworth	1856 (185.6)
2004	Tad Hatfield	2943 (267.5)
2003	Tad Hatfield	2362 (196.8)

# YEARLY LEADERS



## HORNETS IN THE NFL



Former Hornet John Davis is one of 20 Hornets with National Football League experience (photo by Getty Images).

### Brian Shay, RB

Kansas City Chiefs - 1999

### John Davis

Dallas Cowboys - 1995  
Tampa Bay Buccaneers - 1997-99  
Minnesota Vikings - 2000  
Chicago Bears - 2001-2002

### Leon Lett

Dallas Cowboys - 1995  
Denver Broncos - 2001

### Kelly Goodburn

Kansas City Chiefs - 1987-90  
Washington Redskins - 1990-93

### Steve Henry

St. Louis Cardinals - 1979  
Baltimore Colts - 1980  
New York Giants - 1981

### Mike Denimarck

Detroit Lions - 1973

### John Lohmeyer

Kansas City Chiefs - 1973, 75-77

### Bob Clements

New England Patriots - 1972

### Bob Leahy

Pittsburg Steelers - 1971

### Bill Danenhauer

Denver Broncos - 1960

Boston Patriots - 1960

### Wendell Goldsmith

New York Giants - 1940

### Harry Kline

New York Giants - 1939-40, 42

### Jim Fraley

New York Giants - 1936

### George Munday

Cleveland Indians - 1931  
New York Giants - 1931-32  
Cincinnati Reds - 1933-34  
St. Louis Gunners - 1934

### Dale Burnett

New York Giants - 1930-39

### Glen Campbell

New York Giants - 1929-33  
Pittsburg Pirates - 1935

2002	Tyler Paul	1435 (119.6)
2001	Kelton Copeland	1432 (143.2)
2000	Kelton Copeland	1925 (175.0)
1999	Joe Jacobs	2512 (228.4)
1998	Trent Fuller	2316 (210.5)
1997	Pete Jelovic	2273 (206.6)
1996	Brian Shay	2103 (191.2)
1995	Sean Ponder	2487 (226.1)
1994	Sean Ponder	1464 (146.4)
1993	Rodney Clever	723 (80.3)
1992	Curtis West	1663 (237.6)
1991	Quincy Tillmon	1544 (171.6)
1990	Alvester Bobby	915 (130.7)
1989	Mike Burch	1807 (180.7)
1988	Mike Burch	2214 (201.3)
1987	Aubrey Dunlap	1593 (144.8)
1986	David Tryon	1397 (139.7)
1985	David Tryon	1263 (126.3)
1984	David Tryon	1067 (106.7)
1983	David Tryon	826 (103.3)
1982	Pat Cisper	1405 (140.5)
1981	Pat Cisper	1228 (122.8)
1980	Pete Kriwiel	1091 (121.2)
1979	Greg Zickefoose	1095 (109.5)

### Tackles

2006	Jake Richter	83
2005	Troy Johnson	64
2004	Chris Peoples	87
2003	Brad Johnson	94
2002	Dusty Delaney	92
2001	Chad Pratz	103
2000	Dontaye McCoy	101
1999	Lucas Boss	113
1998	Leon Brigham	114
1997	Shane McBride	166
1996	Shane McBride	89
1995	Mike Reese	88
1994	Greg Harvey	82
1993	Greg Harvey	109
1992	Jeff Bruce	116
1991	Jeff Bruce	79
1990	Matt Koehler	119
1989	Matt Koehler	141
1988	Matt Koehler	110
1987	Mark Rowe	134
1986	Dennis Ford	112
1985	Dennis Ford	120
1984	Jimmy Holm	104
1983	Mike Garrett	86
1982	Bob Higgins	114
1981	Bart Kuhlman	112
1980	Bart Kuhlmann	108
1979	Rod Pauls	105
1978	Charlie Golder	137

### Tackles for Loss (Yards)

2006	A.J. Franklin	10.5 (39)
2005	Matt Demicoli	7.0 (18)
2004	Adam Melichar	11.5 (66)
2003	P. Mabion	14 (61)
	J. Kohlmeier	14 (43)
2002	Philip Mabion	22 (100)
2001	Dontaye McCoy	11 (27)
2000	Dontaye McCoy	14 (58)
1999	Max McCoy	15 (60)
1998	Leon Brigham	21 (43)
1997	Shane McBride	28 (108)
1996	Gerard Clemons	12 (57)
1995	P. Cook	11 (41)
	R. Trujillo	11 (27)
1994	Erich Stephen	5 (16)
1993	Greg Harvey	18 (59)

1992	Karl Burrell	12 (64)
1991	Derek Hammes	7 (20)

### Sacks (Yards)

2006	A.J. Franklin	3.5 (25)
2005	A.J. Franklin	2.0 (7)
2004	Adam Melichar	9.0 (68)
2003	Philip Mabion	4.5 (40)
2002	Philip Mabion	10.5 (79)
2001	Philip Mabion	3 (32)
2000	D. McCoy	4 (32)
	S. Robedeau	4 (29)
1999	Max McCoy	7.5 (53)
1998	Gerard Clemons	6 (41)
1997	Gerard Clemons	6 (63)
1996	G. Clemons	4 (42)
	B. Griffith	4 (33)
1995	Patrick Cook	12 (82)
1994	E. Stephen	6 (39)
	S. Robinson	6 (2)
1993	Jason Brown	4 (22)
1992	Karl Burrell	12 (76)
1991	Karl Burrell	6 (45)
1990	Derrick Hammes	5
1989	Greg Jones	6
1988	Matt Koehler	5.5
1987	Chris McCartney	5
1986	Phillips/McManus	4
1985	Several	4
1984	Ernest Bradley	6
1983	Garrett/Redpath	2
1982	John Arcidiacono	4
1981	Geoff Perkins	4
1980	Dywane Canady	4
1979	Doug Stewart	3
1978	Joe Allard	4

### Fumble Recoveries (Yards)

2006	Matt Demicoli/Junis McDowell	2 (0)
2005	Matt Demicoli	2 (0)
2004	Jared Swafford	3 (12)
2003	Justin Kohlmeier	2 (0)
2002	Eddie Reynolds	2 (0)
2001	Charles Greer	3 (0)
2000	Brian Matzke	2
	Dontaye McCoy	2
1999	Jamaal Lee	2 (0)
1998	Maurice Davis	2 (20)
	Fred Johnson	2 (29)
1997	Shane McBride	4 (0)
1996	Leon Brigham	2 (0)
1995	Bowman/Bruckerhoff	2
	Hollyfield/Shay	2
1994	Several	1
1993	Chris Montgomery	3
1992	John Clark	3
1991	Shane Mullen/Gerald Higgins	2
1990	Corey Jones	3
1989	Matt Koehler	3
1988	Billy Shriver	3
1987	McCartney/Robertson/Johnson	2
1986	Marc Rowe	3
1985	Scott Redpath/Brent Cottrell	3
1984	Jimmy Holm/Todd Heitschmidt	2
1983	Tyrone Bolden/Mike Garrett	2
1982	Oshel/Piel	3
1981	Higgins	4
1980	Oshel/Knipper/E. Martin	2
1979	Several	2
1978	Hamilton	6




**Matt Koehler**



**Sean Ponder**



**David Tryon**



**Mike Burch**



**Pete Jelovic**



**Chet Pobilish**



# ESU ALL-AMERICANS

## ALL-AMERICANS AT EMPORIA STATE

### AP Little All-American

#### **First Team**

Dontaye McCoy . . . SS . . . . 2002  
 Brian Shay . . . . RB . . . . 1998  
 John Hesse . . . . OL . . . . 1998  
 Brian Shay . . . . RB . . . . 1997  
 Brian Shay . . . . RB . . . . 1996  
 Quincy Tillmon . . . RB . . . . 1991  
 Bruce Cerone . . . . SE . . . . 1969  
 Bruce Cerone . . . . SE . . . . 1968  
 Keith Caywood . . . RB . . . . 1941  
 Shorty Long . . . . G . . . . 1940  
 James Fraley . . . . FB . . . . 1935

#### **Second Team**

Justin Gray . . . . PK . . . . 2004  
 Lester McCoy . . . . WR . . . . 1999  
 Wade LeDuc . . . . TE . . . . 1991  
 Chuck Sanger . . . . E . . . . 1950  
 Harry Kline . . . . E . . . . 1937

#### **Honorable Mention**

Chet Duncan . . . . DT . . . . 1950  
 Bob Shepler . . . . RB . . . . 1950  
 Keith Caywood . . . RB . . . . 1940  
 Cecil Dryer . . . . T . . . . 1935  
 Harry Kline . . . . E . . . . 1935

### AFCA All-American

#### **First Team**

Dontaye McCoy . . . SS . . . . 2002  
 Brian Shay . . . . RB . . . . 1998

### Sport Pictorial

#### **Little All-American**

John Strube . . . . . 1932

### American Football

#### **Quarterly All-American**

#### **First Team**

Brian Shay . . . . RB . . . . 1997  
 Brian Shay . . . . RB . . . . 1996  
 Jarett Vito . . . . WR . . . . 1995

### Collyer's Eye All-American

#### **First Team**

Shorty Long . . . . G . . . . 1940

#### **Honorable Mention**

Dennis Ford . . . . LB . . . . 1986  
 David Tryon . . . . RB . . . . 1986  
 Shannon Wright . . . DB . . . . 1986  
 Dirk Wedd . . . . C . . . . 1974  
 Paul Motosko . . . . DT . . . . 1973  
 Keith Caywood . . . RB . . . . 1940

### CoSIDA All-American

#### **First Team**

Dontaye McCoy . . . SS . . . . 2002  
 Brian Shay . . . . RB . . . . 1998  
 John Hesse . . . . OL . . . . 1998  
 Brian Shay . . . . RB . . . . 1997  
 Brian Shay . . . . RB . . . . 1996  
 Quincy Tillmon . . . RB . . . . 1991

#### **Second Team**

Tyler Paul . . . . . RB . . . . 2003

Justin Gray . . . . K . . . . 2003  
 Dontaye McCoy . . . SS . . . . 2001  
 Dontaye McCoy . . . SS . . . . 2000  
 Lester McCoy . . . . WR . . . . 1999

### **Hansen's**

#### NCAA II All-American

#### **First Team**

Tyler Paul . . . . . RB . . . . 2003  
 Dontaye McCoy . . . SS . . . . 2001  
 Brian Shay . . . . . RB . . . . 1998  
 Brian Shay . . . . . RB . . . . 1997  
 Brian Shay . . . . . RB . . . . 1996

#### **Second Team**

DeAngelo Evans . . . RB . . . . 2000  
 Lester McCoy . . . . WR . . . . 1999

#### **Third Team**

Andy Bandstra . . . . OL . . . . 2003  
 Lester McCoy . . . . WR . . . . 2000  
 John Hesse . . . . . OL . . . . 1998  
 Lynn Langvardt . . . OL . . . . 1996

#### **Honorable Mention**

Eric Martin . . . . . OL . . . . 2001  
 Dontaye McCoy . . . SS . . . . 2001  
 Dontaye McCoy . . . SS . . . . 2000  
 Max McCoy . . . . . DL . . . . 1999  
 Gerard Clemons . . . LB . . . . 1999  
 Jarett Vito . . . . . WR . . . . 1995  
 Mike Reese . . . . . DB . . . . 1995  
 Adam Hunt . . . . . PK . . . . 1992  
 Wade LeDuc . . . . TE . . . . 1992  
 Quincy Tillmon . . . . RB . . . . 1992

### D2Football.com All-American

#### **First Team**

Dontaye McCoy . . . SS . . . . 2002

#### **Honorable Mention**

J.J. Richard . . . . . WR . . . . 2004  
 Tyler Paul . . . . . RB . . . . 2003

### NAIA All-American

#### **First Team**

Quincy Tillmon . . . RB . . . . 1991  
 Matt Koehler . . . . . LB . . . . 1989  
 Clifford Hodrick . . . OL . . . . 1988  
 Mike Denimarck . . . LB . . . . 1973  
 John Lohmeyer . . . . DE . . . . 1972  
 Bruce Cerone . . . . . E . . . . 1969  
 Bruce Cerone . . . . . E . . . . 1968

#### **Second Team**

Wade LeDuc . . . . . TE . . . . 1991  
 Alvester Bobby . . . . RB . . . . 1990  
 Matt Koehler . . . . . LB . . . . 1990  
 Alvester Bobby . . . . RB . . . . 1989  
 Monte Boots . . . . . DL . . . . 1989  
 Aubrey Dunlap . . . . RB . . . . 1988  
 Darren Johnson . . . . WR . . . . 1987  
 Jim Holm . . . . . DB . . . . 1984  
 Abe Welcher . . . . . RB . . . . 1973

#### **Honorable Mention**

Kevin Sterba . . . . . OL . . . . 1991  
 C. Mathews . . . . . LB . . . . 1990  
 Mark Pate . . . . . OL . . . . 1990

Ross Wright . . . . . DB . . . . 1990  
 Leon Lett . . . . . DL . . . . 1989  
 Brett Oberzan . . . . DB . . . . 1989  
 Tim Ridgeway . . . . DB . . . . 1989  
 John Waldeck . . . . OL . . . . 1989  
 Matt Koehler . . . . . LB . . . . 1988  
 Aubrey Dunlap . . . . RB . . . . 1987  
 C. Hodrick . . . . . OL . . . . 1987  
 Dennis Ford . . . . . LB . . . . 1986  
 David Tryon . . . . . RB . . . . 1986  
 Bob Higgins . . . . . LB . . . . 1982  
 Dale Peterson . . . . OL . . . . 1979  
 Greg Zickefoose . . . RB . . . . 1979  
 Steve Henry . . . . . DB . . . . 1978  
 Charlie Divitto . . . . RB . . . . 1968  
 Bob Leahy . . . . . QB . . . . 1968  
 Bill Culver . . . . . DB . . . . 1967

### **CoSIDA**

#### Academic All-American

#### **First Team**

Tyler Paul . . . . . RB . . . . 2003

#### **Academic All-American of the Year**

Brad Johnson . . . . . DB . . . . 2003  
 Tyler Paul . . . . . RB . . . . 2003  
 Tyler Paul . . . . . RB . . . . 2002  
 Tom Lingg . . . . . OL . . . . 1979

#### **Second Team**

Pat Amon . . . . . P . . . . 2001  
 Mike Reese . . . . . DB . . . . 1995  
 Mike White . . . . . QB . . . . 1973

### **CoSIDA**

#### All-Midwest Region

#### **First Team**

Justin Gray . . . . . PK . . . . 2004  
 Tyler Paul . . . . . RB . . . . 2003  
 Andy Bandstra . . . . OL . . . . 2003  
 Justin Gray . . . . . K . . . . 2003  
 Dontaye McCoy . . . . SS . . . . 2002  
 Dontaye McCoy . . . . SS . . . . 2001  
 Lester McCoy . . . . WR . . . . 2000  
 Dontaye McCoy . . . . SS . . . . 2000  
 Lester McCoy . . . . WR . . . . 1999  
 Brian Shay . . . . . RB . . . . 1998  
 John Hesse . . . . . OL . . . . 1998  
 Brian Shay . . . . . RB . . . . 1997  
 Brian Shay . . . . . RB . . . . 1996  
 Lynn Langvardt . . . . OL . . . . 1996  
 Stan Robinson . . . . DL . . . . 1994  
 Adam Hunt . . . . . P . . . . 1994

#### **Second Team**

J.J. Richard . . . . . WR . . . . 2004  
 Adam Melichar . . . . DE . . . . 2004  
 Luke Waller . . . . . CB . . . . 2004  
 Eric Martin . . . . . OL . . . . 2002  
 Pat Amon . . . . . P . . . . 2001  
 Max McCoy . . . . . DL . . . . 1999  
 Jarett Vito . . . . . WR . . . . 1995  
 Lynn Langvardt . . . . OL . . . . 1995  
 Pat Cook . . . . . DE . . . . 1995  
 Mike Reese . . . . . DB . . . . 1995



**Clifford Hodrick**  
NAIA All-American



**Brian Shay**  
AP All-American  
1996-98



**Bruce Cerone**  
AP All-American  
1968-69




**Alvester Bobby**  
NAIA All-American  
1989-90



**John Heese**  
AP All-American  
1998



**Wade LeDuc**  
AP All-American  
1991



**Dontaye McCoy**  
Consensus All-American  
2001




**Leon Lett**  
NAIA All-American  
1989



**Tyler Paul**  
CoSIDA All-American



**Lynn Langvardt**  
Hansen's All-American  
1996



**Lester McCoy**  
AP All-American  
1999



**Aubrey Dunlap**  
NAIA All-American  
1987-88

# HORNET ALL-MIAA



## ALL-MIAA HONOREES

### Offensive MVP

Lester McCoy . . . WR . . . . 1999  
 Brian Shay . . . . RB . . . . 1997

### Coach of the Year

Dave Wiemers . . . . . 2003

### First Team

Brandon Stribling . DB . . . . 2006  
 Adam Melichar . . LB . . . . 2005  
 J.J. Richard . . . WR . . . . 2004  
 Adam Melichar . . DL . . . . 2004  
 Tyler Paul . . . . RB . . . . 2003  
 Andy Bandstra . . OL . . . . 2003  
 Justin Gray . . . . K . . . . 2003  
 Brad Johnson . . . DB . . . . 2003  
 Louis Lamb . . . . TE . . . . 2002  
 Eric Martin . . . . OL . . . . 2002  
 Dontaye McCoy . DB . . . . 2002  
 Dontaye McCoy . DB . . . . 2001  
 Pat Amon . . . . . P . . . . 2001  
 Lester McCoy . . WR . . . . 2000  
 Dontaye McCoy . SS . . . . 2000  
 Lester McCoy . . WR . . . . 1999  
 Joe Jacobs . . . . QB . . . . 1999  
 Max McCoy . . . . DL . . . . 1999  
 Gerard Clemons . LB . . . . 1999  
 Brian Shay . . . . RB . . . . 1998  
 John Hesse . . . . OL . . . . 1998  
 Max McCoy . . . . DL . . . . 1998  
 Maurice Davis . . DB . . . . 1998  
 Brian Shay . . . . RB . . . . 1997  
 Troy Maton . . . . WR . . . . 1997  
 Jarett Vito . . . . WR . . . . 1997  
 A. Brightman . . . OL . . . . 1997  
 Shane McBride . . LB . . . . 1997  
 Brian Shay . . . . RB . . . . 1996  
 Chet Pabolish . . WR . . . . 1996  
 Lynn Langvardt . . OL . . . . 1996  
 Jarett Vito . . . . WR . . . . 1995  
 Robert Trujillo . . DT . . . . 1995  
 Mike Reese . . . . DB . . . . 1995  
 Jeff Bruce . . . . LB . . . . 1992  
 Adam Hunt . . . . PK . . . . 1992  
 Wade LeDuc . . . TE . . . . 1992  
 Quincy Tillmon . . RB . . . . 1992  
 Kevin Sterba . . . OL . . . . 1991  
 Quincy Tillmon . . RB . . . . 1991

### Second Team

Joel Griffiths . . . . OL . . . . 2006  
 Ryan Hulings . . . KR . . . . 2006  
 Emmanuel Howard DB . . . . 2005  
 Andrew Jeffries . . DL . . . . 2005  
 Brandon Weems . . OL . . . . 2005  
 Andrew Jeffries . . DL . . . . 2004  
 Chris Peoples . . . DB . . . . 2004  
 Tad Hatfield . . . QB . . . . 2003  
 J.J. Richard . . . WR . . . . 2003  
 Louis Lamb . . . . TE . . . . 2003  
 Eric Martin . . . . OL . . . . 2003  
 Falco Grehl . . . . DL . . . . 2003  
 Josh Williams . . . LB . . . . 2003  
 Luke Waller . . . . DB . . . . 2003  
 Philip Mabion . . . DL . . . . 2002

Tyler Paul . . . . . RB . . . . 2002  
 Ryan Johnson . . WR . . . . 2002  
 Jason Ferguson . . TE . . . . 2001  
 Eric Martin . . . . OL . . . . 2001  
 DeAngelo Evans . RB . . . . 2000  
 Bruce Reeves . . . OL . . . . 2000  
 Steve Robedeau . DL . . . . 2000  
 Maurice Davis . . DB . . . . 1999  
 Dontaye McCoy . DB . . . . 1999  
 Jarett Vito . . . . WR . . . . 1998  
 Trent Fuller . . . QB . . . . 1998  
 Gerard Clemons . LB . . . . 1998  
 Cris Pritchard . . OL . . . . 1998  
 Chris Diller . . . . OL . . . . 1998  
 David Kaff . . . . . OL . . . . 1997  
 Joe Cominsky . . DL . . . . 1997  
 Gerard Clemons . LB . . . . 1997  
 David Kaff . . . . . OL . . . . 1996  
 Pat Cook . . . . . DE . . . . 1995  
 Tyrone Bowman . LB . . . . 1995  
 Quincy Tillmon . . RB . . . . 1994  
 Shane Meyer . . . WR . . . . 1994  
 Lynn Langvardt . . OL . . . . 1994  
 Adam Hunt . . . . P/PK . . . . 1994  
 Erich Stephen . . . DL . . . . 1994  
 Greg Harvey . . . . LB . . . . 1994  
 Jason Brown . . . . DL . . . . 1993  
 Karl Burrell . . . . DL . . . . 1992  
 John Clark . . . . DL . . . . 1992  
 A. Cowins . . . . . WR . . . . 1992  
 Jeff Glasgow . . . OL . . . . 1992  
 Adam Hunt . . . . P . . . . 1992  
 Trenni Martinez . OL . . . . 1992  
 Jeff Bruce . . . . . LB . . . . 1991  
 A. Cowins . . . . . WR . . . . 1991  
 Wade LeDuc . . . TE . . . . 1991  
 Shane Mullen . . . DB . . . . 1991

### Third Team (discontinued after 1992)

Andy Bantz . . . . WR . . . . 1992  
 Greg Harvey . . . . . LB . . . . 1992  
 Chris Kavlick . . FB . . . . 1991  
 Karl Burrell . . . DL . . . . 1991  
 D. Hammes . . . . LB . . . . 1991  
 Adam Hunt . . . . PK . . . . 1991  
 Tony Withers . . . OL . . . . 1991



Brandon Stribling tied an ESU record with five blocked kicks last year on the way to being named first team All-MIAA.

## NAIA ALL-DISTRICT/LEAGUE

### NAIA All-District 10

#### First Team

Jeff Bruce . . . . . LB '91  
 Wade LeDuc . . . TE '91  
 Kevin Sterba . . . OL '91  
 Quincy Tillmon . . RB '91  
 Alvester Bobby . . RB '90  
 Matt Koehler . . . LB '90  
 Brett Oberzan . . DB '90  
 Kevin Sterba . . . OL '90  
 Mark Pate . . . . . OL '90  
 Alvester Bobby . . RB '89  
 Monte Boots . . . LB '89  
 Matt Koehler . . . LB '89  
 Leon Lett . . . . . DL '89  
 Brett Oberzan . . DB '89  
 John Waldeck . . OL '89  
 Clifford Hodrick . OL '88  
 Aubrey Dunlap . . RB '88  
 Darren Johnson . WR '88  
 Mark Buckner . . . DL '88  
 Darren Johnson . WR '87  
 Aubrey Dunlap . . RB '87  
 Clifford Hodrick . OL '87  
 Mike Fitzwater . . OL '87  
 Mark Rowe . . . . . LB '87  
 Mark Buckner . . . DL '87  
 Kevin Strotkamp DB '87  
 Darren Johnson . WR '86  
 Clifford Hodrick . OL '86  
 David Tryon . . . . RB '86  
 C. McCartney . . LB/P '86  
 Dennis Ford . . . . LB '86  
 Denny Freeman . DB '86  
 Shannon Wright . DB '86  
 Dennis Ford . . . . LB '85  
 Fredell Moore . . DB '85  
 Kelly Goodburn . . P '84  
 Jim Holm . . . . . DB '84  
 Pat Cisper . . . . . QB '82  
 Bob Higgins . . . . LB '82  
 Woody Cotman . . DB '81  
 Dale Petersen . . . OL '81  
 Bill Rush . . . . . DL '80  
 Dale Peterson . . . OL '79  
 Greg Zickefoose . RB '79  
 Bill Rush . . . . . DL '79  
 Steve Henry . . . . DB '78  
 Scott Smith . . . . DE '77  
 e McCormick . . . DT '75  
 Bill Cinelli . . . . OL '74  
 Dirk Wedd . . . . . C '74  
 M. McCormick . . DT '74  
 Abe Welcher . . . RB '73  
 Mike Denimarck . LB '73  
 Paul Motosko . . . OL '73  
 Bill Cinelli . . . . OL '73  
 Bob Clements . . . LB '73

Gary Hare . . . . . K '73  
 Mark Luedtke . . . DB '73  
 Tom Redman . . . OL '73  
 Dirk Wedd . . . . . C '73  
 John Lohmeyer . . DE '72  
 Mike Denimarck . LB '72  
 Bill Cinelli . . . . OL '72  
 Gary Hare . . . . . K '72  
 Paul Motosko . . . DT '72  
 Tom Redman . . . OL '72  
 Abe Welcher . . . RB '72  
 Tim Miller . . . . . DT '71  
 Not Found . . . . . '70  
 Bruce Cerone . . . SE '69  
 Erv Bott . . . . . DB '69  
 Wilbur Coffee . . . LB '69  
 Bob Leahy . . . . . QB '68  
 Fred McClain . . . LB '68  
 Charlie Divitto . . RB '68

### NAIA All-District 6

T. Buffamonte . . DL '69  
 Charlie Divitto . . FB '69

#### First Team

B. Cerone . . . . . SE '69

#### Honorable Mention

Bob Janesko . . . QB '69  
 P.A. Thornton . . . C '69

### All-CSIC

#### First Team

Alvester Bobby . . RB '89  
 Monte Boots . . . LB '89  
 Mike Burch . . . . QB '89  
 Matt Koehler . . . LB '89  
 Leon Lett . . . . . DL '89  
 Brett Oberzan . . DB '89  
 Mark Pate . . . . . OL '89  
 Mike Robertson . PK '89  
 John Waldeck . . OL '89  
 Terry White . . . . WR '89  
 Aubrey Dunlap . . RB '88  
 Terry White . . . WRKR . . '88  
 Clifford Hodrick . OL '88  
 Matt Koehler . . . LB '88  
 Darren Johnson . WR '87  
 Aubrey Dunlap . . RB '87  
 Clifford Hodrick . OL '87  
 Mark Buckner . . . DL '87  
 Dennis Ford . . . . LB '86  
 Clifford Hodrick . OL '86  
 Darren Johnson . WR '86  
 David Tryon . . . . RB '86  
 Shannon Wright . DB '86  
 Chris McCartney . DL '86  
 Otis Moon . . . . . KR '85  
 Fredell Moore . . . DB '85

David Tryon . . . . RB '85  
 Kelly Goodburn . . P '84  
 Jim Holm . . . . . DB '84  
 Pat Cisper . . . . . QB '82  
 Woody Cotman . . DB '82  
 Jeff Rettinger . . KR '82  
 Bill Rush . . . . . DT '80  
 Jeff Rettinger . . WR '80  
 Greg Zickefoose . RB '79  
 Bill Rush . . . . . DT '79  
 Steve Henry . . . . DB '78  
 Scott Smith . . . . DE '77

### All-GPAC

#### First Team

Doug Floyd . . . . RB '74  
 Phil Pettay . . . . DB '74  
 Dirk Wedd . . . . . C '74  
 Abe Welcher . . . RB '73  
 Paul Motosko . . . OL '73  
 Mike Denimarck . LB '73  
 Jerry Blackwell . . DB '73  
 Bill Cinelli . . . . OL '73  
 Bob Clements . . . LB '73  
 Russ Jenkins . . . DE '73  
 Gary Lohmeyer . . DE '73  
 Mark Luedtke . . . DB '73  
 Tom Redman . . . OL '73  
 Dirk Wedd . . . . . C '73  
 Bruce Buchanan . OL '72  
 Bill Cinelli . . . . OL '72  
 Mike Denimarck . LB '72  
 John Lohmeyer . . DE '72  
 Abe Welcher . . . RB '72  
 Mike White . . . . QB '72

### All-RMAC

#### First Team

Tim Miller . . . . . DT '71  
 Jack Oholendt . . LB '71  
 John Lohmeyer . . DE '71  
 Bruce Cerone . . . SE '69  
 Wilbur Coffee . . . LB '69  
 Erv Bott . . . . . DB '69

### All-CIC

#### First Team

Bob Leahy . . . . . QB '68  
 Bruce Cerone . . . SE '68  
 Fred McClain . . . LB '68  
 Charlie Divitto . . FB '68  
 Jerry Bortka . . . . G '68  
 Ted Woods . . . . . HB '68  
 Nyle Salmans . . . DT '68  
 P. A. Thornton . . . C '68  
 Ed Hopkins . . . . DE '68  
 Wilbur Coffee . . . LB '68  
 Ron Demesko . . . DT '68

# ALL-TIME LETTERWINNERS

**A**  
 Acree, Jared . . . . . 2004-  
 Adams, Kaden . . . . . 2005-  
 Aguirre, Jimmy . . . . . 1993  
 Allen, Torii . . . . . 1993  
 Ambler, Derek . . . . . 2007-  
 Amon, Pat . . . . . 1998-01  
 Anstaet, Ryan . . . . . 2007-  
 Antisdell, Sari . . . . . 2000  
 Arb, Bryan . . . . . 1982-83  
 Arcidiacono, John . . . . . 1982-83  
 Armstrong, Cade . . . . . 2003-06  
 Armstrong, Mike . . . . . 1980-83  
 Arndt, Chris . . . . . 1990-93  
 Ates, Sedrick . . . . . 1984-85  
 Avery, Dustin . . . . . 1999-00

**B**  
 Baber, Riley . . . . . 2002  
 Bailey, Rob . . . . . 1986-87  
 Baker, Chris . . . . . 1985-87  
 Bandstra, Andrew . . . . . 2000-03  
 Banks, Andre . . . . . 1994  
 Barley, Robert . . . . . 2003  
 Bartlett, Danny . . . . . 2002-03  
 Bantz, Andy . . . . . 1989-92  
 Barnard, Derek . . . . . 1992  
 Barnard, L. G. . . . . 1987  
 Barnett, Aaron . . . . . 1992-93  
 Barnett, Josh . . . . . 1998  
 Bassett, Jacob . . . . . 2005-06  
 Bauer, Scott . . . . . 1995  
 Baugher, Loren . . . . . 1986  
 Baumgardner, Tegan . . . . . 1992  
 Becker, Travis . . . . . 1998-00  
 Becnel, Randy . . . . . 1986  
 Bell, Jordan . . . . . 2001-03  
 Bell, Wes . . . . . 2000-02  
 Beyer, Jason . . . . . 1991-92  
 Biggs, Jarad . . . . . 2004-  
 Billeisen, Greg . . . . . 1988-90  
 Bishop, Jerry . . . . . 1996-99  
 Bjork, Ross . . . . . 1993-94  
 Black, Bo . . . . . 1994-95  
 Black, Matt . . . . . 1998-99  
 Bledsoe, Jeff . . . . . 1992  
 Bliss, Eric . . . . . 1985-87  
 Bliss, Kirk . . . . . 1989  
 Bobby, Alvester . . . . . 1987-90  
 Bolden, Tyrone . . . . . 1983  
 Bonner, Kevin . . . . . 1988-89  
 Booth, Greg . . . . . 1987-88  
 Boots, Matt . . . . . 1996-97  
 Boots, Monte . . . . . 1988-89  
 Boss, Lucas . . . . . 1996-99  
 Bowen, Adam . . . . . 2002-05  
 Bowman, Dru . . . . . 2002-04  
 Bowman, Tyrone . . . . . 1994-95  
 Bradley, Ernest . . . . . 1983-86  
 Brandon, Lester . . . . . 1988-90  
 Braun, Luther . . . . . 1998-99  
 Brigham, Leon . . . . . 1995-98  
 Brightman, Anthony . . . . . 1997-99  
 Brightman, Carlos . . . . . 1999  
 Brillhart, Bentley . . . . . 1989-90  
 Brinkman, A.J. . . . . 2005-  
 Brostek, Ari . . . . . 1997  
 Brown, Dave . . . . . 1998  
 Brown, Jason . . . . . 1992-93  
 Brown, Walter . . . . . 1991-93  
 Bruce, Jeff . . . . . 1989-92  
 Buchanan, Doug . . . . . 2004  
 Bruckerhoff, Jeff . . . . . 1994-95  
 Brusciannelli, Jack . . . . . 1986  
 Buckner, Mark . . . . . 1985-88  
 Buntton, Matt . . . . . 1984-87  
 Burch, Mike . . . . . 1988-89  
 Burcham, Arnie . . . . . 1988-89  
 Burk, Travis . . . . . 1992  
 Burkdoll, Brad . . . . . 2001-03  
 Burnett, Troy . . . . . 1991-92  
 Burrell, Karl . . . . . 1989-92  
 Buys, Jim . . . . . 1985-86

Byrd, Shane . . . . . 1990-92

**C**  
 Carlson, Jason . . . . . 1993  
 Carter, Mann . . . . . 1993-95  
 Chrisco, Marc . . . . . 1990  
 Christiansen, Luke . . . . . 2004  
 Claibourn, Lance . . . . . 2007-  
 Clark, John . . . . . 1989-92  
 Cleaver, Rodney . . . . . 1993  
 Clements, Jeb . . . . . 1998-01  
 Clemons, Gerard . . . . . 1996-99  
 Clites, Brad . . . . . 1984-85  
 Clothier, Sean . . . . . 1988-91  
 Coffman, Luke . . . . . 2002  
 Coffman, Matt . . . . . 2004  
 Colbert, Joe . . . . . 1984-86  
 Cole, Chester . . . . . 1991-92  
 Coleman, Donte . . . . . 1999  
 Cominsky, Joe . . . . . 1996-98  
 Connell, Jeff . . . . . 1996  
 Conner, Kevin . . . . . 1983-86  
 Conner, Quentin . . . . . 1995-96  
 Contreras, Rob . . . . . 1999-00  
 Cook, Patrick . . . . . 1993-95  
 Copeland, A. J. . . . . 1983  
 Copeland, Kelton . . . . . 1999-02  
 Corsair, Chris . . . . . 1999-01  
 Costell, Luke . . . . . 2007-  
 Cottrell, Brent . . . . . 1984-85  
 Cowan, Jeff . . . . . 1987-88  
 Cowins, Anthony . . . . . 1989-92  
 Craft, Donald . . . . . 2005  
 Cross, Mark . . . . . 2000  
 Curreton, Romel . . . . . 1995  
 Curry, Dustin . . . . . 1994-95  
 Curry, Shane . . . . . 1993-95  
 Curtis, James . . . . . 1994-96

**D**  
 Daniels, Jonathan . . . . . 1992-93  
 Daugherty, Chad . . . . . 1995-98  
 Daugherty, Kevin . . . . . 1989-90  
 Davila, Steve . . . . . 1990  
 Davis, Brett . . . . . 1984-87  
 Davis, John . . . . . 1993  
 Davis, Larry . . . . . 1992-93  
 Davis, Maurice . . . . . 1997-99  
 Day, Andre . . . . . 2000-03  
 Delaney, Dusty . . . . . 1998-02  
 Delaney, Patrick . . . . . 1997  
 Demicoli, Matt . . . . . 2005-  
 DeNapoli, Mike . . . . . 1985-87  
 Deters, Wayne . . . . . 1985  
 Dickinson, Matt . . . . . 1994-95  
 Diel, Ike . . . . . 1983-85  
 Diebold, Scott . . . . . 1981-84  
 Diller, Chris . . . . . 1994, 97-98  
 Dixon, Ellis . . . . . 2004-05  
 Doherty, Brian . . . . . 1999  
 Donner, John . . . . . 1992-93  
 Drain, Carlton . . . . . 1985-86  
 Duggins, Greg . . . . . 1984-86  
 Dunlap, Aubrey . . . . . 1985-88  
 DuPree, Blair . . . . . 1982-84

**E**  
 Ediger, Jordan . . . . . 1999  
 Edwards, Jeff . . . . . 2005-06  
 Emling, Rusty . . . . . 1989-90  
 English, Brian . . . . . 1992  
 Eurich, Steve . . . . . 2005-06  
 Evans, DeAngelo . . . . . 2000

**F**  
 Falk, Dustin . . . . . 1996  
 Ferguson, Bryan . . . . . 1980-83  
 Ferguson, Jason . . . . . 1999-01  
 Ferris, Matt . . . . . 2004-  
 Fesseh, William . . . . . 1996-99  
 Fitzwater, Mike . . . . . 1984-87  
 Flood, Dan . . . . . 1999-00  
 Floyd, Stony . . . . . 1993-94

Foist, Caleb . . . . . 1997  
 Ford, Dennis . . . . . 1983-86  
 Foster, Reggie . . . . . 2000-01  
 Frank, Dustin . . . . . 1993-94  
 Franklin, A.J. . . . . 2005-  
 Frazell, Clete . . . . . 2001-03  
 Frederichs, Ryan . . . . . 2005-06  
 Frederick, James . . . . . 1996-97  
 Freeman, Denny . . . . . 1986-87  
 Fuller, Trent . . . . . 1997-98  
 Fullerton, Richard . . . . . 1987-88  
 Fulton, Michael . . . . . 2007-

**G**  
 Galindo, Keith . . . . . 1995  
 Gamble, Casey . . . . . 2004-05  
 Garbee, Sean . . . . . 1986-89  
 Garrett, Mike . . . . . 1980-83  
 Gast, Cal . . . . . 2001, 2003-05  
 Gatschett, Joe . . . . . 1993  
 George, Ken . . . . . 1992-93  
 Glasgow, Jeff . . . . . 1989-92  
 Gonzalez, Jimmy . . . . . 1995  
 Gonzalez, Jovani . . . . . 2001-04  
 Goodpaster, Alex . . . . . 1994  
 Gray, Justin . . . . . 2001-04  
 Greene, Jeff . . . . . 1995-96  
 Greer, Charles . . . . . 1999-02  
 Greeson, Brandon . . . . . 1996  
 Grehl, Falco . . . . . 2000-03  
 Griffin, Alvin . . . . . 1991  
 Griffin, Brad . . . . . 1999-00  
 Griffith, Bill . . . . . 1996-99  
 Griffiths, Joel . . . . . 2004-  
 Grizzle, Brian . . . . . 1992-93  
 Grosdidier, Corey . . . . . 1995  
 Grosdidier, Shae . . . . . 2002, 2004-  
 Guberman, Erik . . . . . 1995-96

**H**  
 Hachinsky, Matt . . . . . 1997-99  
 Hamby, Ken . . . . . 1991  
 Hammes, Derick . . . . . 1989-92  
 Hammes, Jason . . . . . 1990-93  
 Hammes, Kyle . . . . . 1991-94  
 Hanson, Austin . . . . . 2002-05  
 Harrison, Scott . . . . . 1990-92  
 Harvey, Greg . . . . . 1991-94  
 Harrison, Scott . . . . . 1991-93  
 Hatfield, Tad . . . . . 2002-04  
 Heitschmidt, Todd . . . . . 1984-85  
 Henry, El Ray . . . . . 2005-06  
 Henry, Jason . . . . . 1991  
 Henry, Jason . . . . . 1999  
 Herman, Scott . . . . . 1981-84  
 Hesse, John . . . . . 1995-98  
 Higgins, Garin . . . . . 1987-90  
 Higgins, Gerald . . . . . 1990-91  
 Hill, Brian . . . . . 1993-94  
 Hill, Courtland . . . . . 1993  
 Hill, Wes . . . . . 1999-01  
 Hilt, Mark . . . . . 1989-92  
 Hoag, Jeff . . . . . 2007-  
 Hodrick, Clifford . . . . . 1985-88  
 Hollyfield, Brian . . . . . 1994-95  
 Holm, Jimmy . . . . . 1983-84  
 Hornbeck, Shawn . . . . . 1986-89  
 Hornung, Shawn . . . . . 1993  
 Horton, Rick . . . . . 1999-01  
 House, Robert . . . . . 1981-84  
 Howard, Emmanuel . . . . . 2005-  
 Huddleston, Mark . . . . . 1980-83  
 Hulings, Ryan . . . . . 2002-  
 Hunt, Aaron . . . . . 2001  
 Hunt, Adam . . . . . 1991-94  
 Hurla, Mike . . . . . 1992  
 Hurley, Travis . . . . . 2002-05

**J**  
 Jackson, Tony . . . . . 2002, 2005  
 Jacobs, Joe . . . . . 1999  
 Jamison, Jermaine . . . . . 1993  
 Jantz, Brad . . . . . 1997-98

Jaquay, Kevin . . . . . 1995-96  
 Jefferson, Doug . . . . . 1993  
 Jeffries, Andrew . . . . . 2002-05  
 Jelovic, Pete . . . . . 1995-97  
 Jenkins, Jordan . . . . . 2002  
 Johnigan, Damien . . . . . 1995-97  
 Johnson, Anthony . . . . . 2004  
 Johnson, Brad . . . . . 2002-03  
 Johnson, Darren . . . . . 1986-87  
 Johnson, David . . . . . 1988-89  
 Johnson, Fred . . . . . 1997-98  
 Johnson, Henry . . . . . 1999-02  
 Johnson, Leotis . . . . . 1993  
 Johnson, Marcus . . . . . 1985-88  
 Johnson, Ryan . . . . . 1999-02  
 Johnson, Troy . . . . . 2005  
 Jones, Gregory . . . . . 1989-92  
 Jones, Lantrez . . . . . 2004-05  
 Jones, Reggie . . . . . 1984-87  
 Joseph, Diedrick . . . . . 1994-95

**K**  
 Kaff, David . . . . . 1994-97  
 Kaniper, Todd . . . . . 1990-92  
 Kastler, Bryan . . . . . 1993  
 Kavlick, Chris . . . . . 1989-92  
 Kelley, Sean . . . . . 1997  
 Kemp, Kevin . . . . . 2000-01  
 Kemp, Ryan . . . . . 1994-95  
 Kennedy, Jason . . . . . 2000-03  
 Kennedy, Jay . . . . . 1990  
 Kessler, Shane . . . . . 1995  
 King, Brian . . . . . 2002-04  
 Knight, Dexter . . . . . 1989-90  
 Ko, Seville . . . . . 2005-  
 Koehler, Matt . . . . . 1987-90  
 Kohlmeier, Justin . . . . . 2000-01, 03  
 Koerkenmeier, Josh . . . . . 2004-  
 Kramer, Tim . . . . . 1987-89  
 Kreutzer, Chad . . . . . 1993-94  
 Kruse, Jerod . . . . . 1998-00  
 Kucharski, Dave . . . . . 1989-92

**L**  
 Lackey, Tim . . . . . 1990-92  
 Lafin, Todd . . . . . 1983  
 Lamb, Louis . . . . . 2000-03  
 Landwehr, Alan . . . . . 1986  
 Lange, Levi . . . . . 1998  
 Langvardt, Lynn . . . . . 1993-96  
 Larsen, Richard . . . . . 1986-89  
 Larson, Brad . . . . . 1985-86  
 Laws, Cord . . . . . 1981-84  
 LeDuc, Wade . . . . . 1989-92  
 Lee, Bob . . . . . 1983-86  
 Lee, Jamal . . . . . 1998-99  
 Lee, Josh . . . . . 1995  
 Lee, Rocadren . . . . . 2001-04  
 Lee, Travis . . . . . 2007-  
 Lett, Leon . . . . . 1989-90  
 Lewis, James . . . . . 2003-04  
 Lewis, Troy . . . . . 1987-88  
 Littrell, Josh . . . . . 1998-99  
 LoPorto, Mike . . . . . 2005-  
 Lucas, Brock . . . . . 1993  
 Lyons, Kelvin . . . . . 1987-88

**M**  
 Mabion, Philip . . . . . 2001-03  
 Madelen, Nic . . . . . 1997  
 Maggard, Chuck . . . . . 1996-99  
 Majors, Ryan . . . . . 1999-02  
 Malthesen, Nolan . . . . . 1998-99  
 Martin, Allen . . . . . 1988-89  
 Martin, Eric . . . . . 2000-03  
 Martin, Lawrence . . . . . 1980-83  
 Martin, Matt . . . . . 2002-05  
 Martinez, Trenni . . . . . 1991-92  
 Mason, Trent . . . . . 1995-96  
 Massieon, Andy . . . . . 1989-92  
 Matthews, Cornelius . . . . . 1990  
 Maton, Troy . . . . . 1994-97  
 Matsakis, Elias . . . . . 1996-98

Matzke, Brent . . . . . 1999-01  
 Maya, Hector . . . . . 1994-95  
 McBride, Shane . . . . . 1996-97  
 McCain, Jeff . . . . . 1990-91  
 McCartney, Chris . . . . . 1984-87  
 McCarty, Brennen . . . . . 1996-97  
 McClain, Matt . . . . . 2005-  
 McCown, Stevie . . . . . 1996  
 McCoy, Dontaye . . . . . 1999-02  
 McCoy, Lester . . . . . 1997-00  
 McCoy, Max . . . . . 1996-99  
 McCray, Leonard . . . . . 1990-92  
 McDowell, Junis . . . . . 2005-  
 McGuire, Richard . . . . . 1986-88  
 McKenzie, Tracy . . . . . 1988-89  
 McManus, Bill . . . . . 1983-86  
 McNutt, Derek . . . . . 1993  
 Medford, Darrell . . . . . 1984-87  
 Melichar, Adam . . . . . 2002-05  
 Melzer, Kyle . . . . . 1985-86  
 Meyer, Shane . . . . . 1991-94  
 Meyers, Michael . . . . . 1985-86  
 Miller, Bruce . . . . . 1983-86  
 Miller, Dan . . . . . 2002-03  
 Miller, Kenny . . . . . 1992-93  
 Miller, Matt . . . . . 1991, 95  
 Mims, Victor . . . . . 1990-92  
 Mirocke, Dominic . . . . . 2007-  
 Mohr, Jim . . . . . 1985-86  
 Montgomery, Chris . . . . . 1992-93  
 Montgomery, Rob . . . . . 1987-89  
 Morgan, Luke . . . . . 1997  
 Moon, Hurkie . . . . . 1998  
 Moon, Otis . . . . . 1983-86  
 Moore, Derwin . . . . . 1984-87  
 Moore, Fredell . . . . . 1984-85  
 Mullen, Shane . . . . . 1990-91  
 Muehlberger, John . . . . . 1987-88  
 Musgraves, Rodney . . . . . 1991  
 Myers, Neal . . . . . 2000-02  
 Myrick, Shawn . . . . . 1988-89

**N**  
 Neeland, Graham . . . . . 2005  
 Newry, Austin . . . . . 2004  
 Nitcher, Chad . . . . . 1992-94  
 Noon, Bobby . . . . . 1987-90  
 Norwood, Corey . . . . . 1994-95  
 Nunez, Brian . . . . . 1983-84  
 Nusser, Kelly . . . . . 1980-83

**O**  
 Oberzan, Brett . . . . . 1989-90  
 Ochs, Brad . . . . . 1998-01  
 Ogle, Ray . . . . . 1987-88  
 Oldfather, Josh . . . . . 2000-03  
 Olivier, Trenton . . . . . 2002-05  
 Olney, Brandon . . . . . 2004-  
 O'Mara, Scott . . . . . 1993

**P**  
 Panchookian, Rich . . . . . 1980-83  
 Parker, Stan . . . . . 1983  
 Parmenter, Darin . . . . . 1990-93  
 Parrish, Peter . . . . . 1999-00  
 Partridge, Sean . . . . . 2005-  
 Pate, Mark . . . . . 1989-90  
 Paul, Tyler . . . . . 2000-03  
 Pearson, Preston . . . . . 1984-87  
 Peoples, Chris . . . . . 2004  
 Perimines, James . . . . . 2001-02  
 Perry, Andrae . . . . . 2002  
 Perry, Jody . . . . . 1999-01  
 Perry, Quincy . . . . . 1999  
 Person, Claude . . . . . 1985-86  
 Peschel, Matt . . . . . 2003-  
 Peters, Brett . . . . . 2000-01  
 Peterson, Eric . . . . . 2004  
 Peterson, Ryan . . . . . 2002  
 Phillips, Mike . . . . . 1985-88  
 Phillips, Tony . . . . . 1990-91  
 Piel, Gary . . . . . 1980-83  
 Pabolish, Chet . . . . . 1995-98



# ALL-TIME LETTERWINNERS



Ponder, Sean ..... 1994-95  
 Pratt, J.T. .... 1993  
 Pratz, Chad ..... 1998-01  
 Price, Kaylon ..... 2001-03  
 Priddy, Dow ..... 1982-83  
 Pritchard, Cris ..... 1995-98  
 Purkeypile, Ben ..... 2005-  
 Pyle, Brad ..... 2002-05

## R

Rainey, Colby ..... 2007-  
 Rand, Jared ..... 1987-90  
 Randle, Larry ..... 1999-02  
 Ray, Kenny ..... 1995-98  
 Ream, Kurt ..... 1980-83  
 Redpath, Scott ..... 1982-85  
 Reese, Matt ..... 1998-99  
 Reese, Mike ..... 1994-95  
 Reiswig, Aaron ..... 1996  
 Remsberg, Rick ..... 1985  
 Remsberg, Tad ..... 1987-1989  
 Reves, Bruce ..... 1999-00  
 Reynolds, Eddie ..... 2001-04  
 Richard, J.J. .... 2002-05  
 Richter, Jake ..... 2004-  
 Ridgeway, Tim ..... 1988-89  
 Roach, Noel ..... 1991-92  
 Robedeau, Steve ..... 2000  
 Robertson, Dave ..... 1982-83  
 Robertson, Mike ..... 1988-89  
 Robertson, Tarodney ..... 1984-87  
 Robinson, Stan ..... 1991-94  
 Rondeau, Eric ..... 2002, 2004-06  
 Rowe, Daniel ..... 1993  
 Rowe, Gene ..... 1986-88  
 Rowe, Mark ..... 1984-87  
 Runey, Eric ..... 1994

## S

Sanders, Josh ..... 2000-03  
 Sajery, Al ..... 1998  
 Saladucha, Jeff ..... 1983-86  
 Sanders, Charlie ..... 1999  
 Sandoe, Chad ..... 1991-92  
 Scaglione, Chris ..... 1984-87  
 Schlessner, Jeff ..... 1980-83  
 Schifano, Mike ..... 1996  
 Schrandt, David ..... 1994-95  
 Schoenfeld, Scott ..... 2003-06  
 Scholz, Ron ..... 1986  
 Scott, John ..... 2000-03  
 Searcy, Mike ..... 1999-01  
 Seay, Dwayne ..... 1993  
 Sebek, Justin ..... 1998  
 Sell, Dan ..... 1993-96  
 Servis, Mike ..... 2002-03  
 Shannon, John ..... 1981-84  
 Sharpe, Rashem ..... 2003  
 Shay, Brian ..... 1995-98  
 Sheble, Joe ..... 1988-89  
 Shepherd, Jeff ..... 2002-04  
 Shipps, Matt ..... 2000-02  
 Shriver, Billy ..... 1987-88

Sibert, Danny ..... 1993  
 Simmons, Kyle ..... 1993-94  
 Singleton, Wes ..... 1998  
 Skibbe, Brian ..... 1992-93  
 Slay, Kyle ..... 2004  
 Slocum, Kurt ..... 2004  
 Smith, Mike ..... 1992-93  
 Smith, Reggie ..... 1986-87  
 Smith, Shane ..... 1987-90  
 Sol, Michael ..... 1993  
 Southern, Nathaniel ..... 1983-86  
 Spade, Mike ..... 1980-83  
 Spikes, Blue ..... 1993-94  
 Stephen, Erich ..... 1994-95  
 Sterba, Kevin ..... 1988-91  
 Stewart, Jim ..... 1996-98  
 Strack, Brian ..... 1994  
 Stockwell, Jim ..... 1999  
 Stribling, Brandon ..... 2003-06  
 Strickland, Terry ..... 1986-89  
 Strickland, Dwayne ..... 1984-86  
 Strotkamp, Kevin ..... 1986-88  
 Stubblefield, Aaron ..... 2005-  
 Styles, Kenny ..... 1993-94  
 Suggs, Ron ..... 1988  
 Sullivan, Lucas ..... 2007-  
 Surber, Patrick ..... 1996  
 Swafford, Jared ..... 2004-06  
 Swift, Jason ..... 1993-94  
 Swift, Josh ..... 1995

## T

Tactikos, Pete ..... 1997-00  
 Taffiti, David ..... 1993  
 Tapley, Steve ..... 1998-99  
 Tavo, Jake ..... 1999  
 Taylor, Dean ..... 1982-85  
 Taylor, Martell ..... 2004  
 Teske, Zac ..... 2005-06  
 Thexton, Kody ..... 1999-00  
 Thorne, Ken ..... 1980-83  
 Thurston, Thad ..... 1987  
 Tillmon, Quincy ..... 1990-92, 94  
 Toon, Scott ..... 1980-83  
 Torres, Johnny ..... 2005-  
 Trahan, Ryan ..... 1998-99  
 Trenary, Ralph ..... 1985-88  
 Trujillo, Alex ..... 1998-99  
 Trujillo, Robert ..... 1993-95  
 Tryon, David ..... 1983-86

## U

Underwood, Steve ..... 2007-

## V

VanWeezle, Rick ..... 1987-90  
 Vesta, Brian ..... 1993  
 Vito, Jarett ..... 1995-98

## W

Waechter, John ..... 2007-  
 Wagner, Brian ..... 1998  
 Waldeck, Chris ..... 1985-88

Waldeck, John ..... 1986-89  
 Walker, Brian ..... 1997-99  
 Waller, Luke ..... 2001-04  
 Walters, Bruce ..... 1987  
 Walters, Wayne ..... 1992-93  
 Ward, Tabora ..... 1994  
 Warkentine, Luke ..... 1997-00  
 Washington, Shujuan ..... 2000-01  
 Waters, Todd ..... 1992-93  
 Wattree, Cecil ..... 2003-  
 Watts, Brad ..... 1993  
 Weaver, Chad ..... 2007-  
 Webb, Angelo ..... 2007-  
 Weems, Brandon ..... 2002-05  
 Wells, Cullen ..... 2000-01  
 Wells, Shon ..... 2000-01  
 West, Curtis ..... 1991-92  
 West, Howard ..... 2003-04  
 Westphal, Tavis ..... 1992-93  
 Wheeler, Jason ..... 1996-99  
 Whetstone, Anthony ..... 2000-03  
 White, Terry ..... 1986-89  
 Whitt, Kirby ..... 1991-92  
 Whitworth, Justin ..... 2003-06  
 Wieser, Justin ..... 2007-  
 Wilcox, J. R. .... 1987  
 Wiley, Dara ..... 1997  
 Williams, Cliff ..... 1987  
 Williams, Dan ..... 2000-01  
 Williams, Earl ..... 1987-88  
 Williams, Joe ..... 1996-97  
 Williams, Josh ..... 2000-03  
 Williams, Mike ..... 1999-01  
 Williams, Robby ..... 1994  
 Williams, Taylor ..... 2004  
 Williams-Rice, Brian ..... 1986  
 Wilson, Larry ..... 1983-84  
 Winfield, Joe ..... 1986-87  
 Wise, Brian ..... 1984-87  
 Withers, Tony ..... 1988-91  
 Wittmer, Rod ..... 1987-90  
 Woelk, Jon ..... 1992-94  
 Wong, John ..... 1989-90  
 Woods, Derek ..... 1992-95  
 Wright, Michael ..... 1996  
 Wright, Ross ..... 1987-90  
 Wright, Shannon ..... 1983-86  
 Wright, Stacy ..... 1980-83  
 Wright, Terrance ..... 1995  
 Wyatt, Derek ..... 1999-01  
 Ylyie, Ron ..... 1991-92

## Y

Yockey, Jared ..... 1993  
 Young, Clint ..... 1998-01  
 Young, Cody ..... 2002-04  
 Young, Ira ..... 1993

## Z

Zaldivar, Dean ..... 1987-88  
 Zoumas, Andrew ..... 1997-98



**Bill Hargiss**



**Fran Welch**

The 1962 book, *Football—For The Sport of It*, by Fred A. Markowitz, detailed the history of football at Kansas State Teachers College from 1893-1962. In the book, Mr. Markowitz lists some of the all-time greats as selected by legendary coaches Bill Hargiss and Fran Welch.

### HARGISS ALL-STARS

#### 1900-10

George Hensley, E.W.  
 Wells, Miller Hyndman,  
 John Davies, Ray Gist, Ed  
 Forde, Gelsie Meek, William  
 Waldorf, Harry Snell, Ira  
 Bright, Ira Masters, Cliff  
 McFarland, Harry Priest,  
 Walter Caldwell, Leonard  
 Hargiss, James Gaugh.

#### 1910-20

Roy Williams, Ralph  
 Colegrove, Ollie Thomas,  
 James Vaughn, Fred  
 Hartwig, Ira Scott, William  
 Monypenny, Clifford Meairs,  
 Francis Welch, Harold  
 Culter, Alfred Hill, Herman  
 Ladner, W.P. White, John  
 Belting

#### 1920-30

Menzo Hainline, Glenn  
 Campbell, Arlie Hainline,  
 Andy Sughrue, Gottlieb  
 Richmond, Paul Kutnink,  
 Emory Cox, Harry Crockett,  
 Herman Schlobohm, Elvin  
 McCoy, Arthur Hoch,  
 Chesley Culp, Don Davis,  
 Dale Burnett, Roy Lane

### WELCH'S DREAM SQUAD

#### Ends

Glenn Campbell, Menzo  
 Hainline, Joe Rich, Harry  
 Kline, David Wright, Don  
 Sadowski, Charles Sanger,  
 Everett Fish, Roy Williams,  
 Bob Jaquith

#### Guards

Leroy Harper, Dale Wright,  
 Melvin Long, Marvin  
 Kutnink, Paul Kutnink, Eddie  
 Hamada, Harold Hunt, Ira  
 Scott, Gottlieb Richmond.

#### Tackles

Cecil Dryer, Oliver Clapp,  
 Arlie Hainline, Bill Wigley,  
 James Vaughn, Fred  
 Hartwig, Vernon Duncan,  
 William Monypenny, Andy  
 Sughrue

#### Centers

Bill Goldsmith, Wendell  
 Goldsmith, Harry Crockett,  
 Herb Dixon, Myron Rodee

#### Quarterbacks

Elvin McCoy, John Hoch,  
 Dick Mawdsley, Harold  
 Culter, John Beck

#### Running Backs

Keith Caywood, Dale  
 Burnett, Chesley Culp,  
 Bernard Taylor, Chet  
 Hayden, Don Davis,  
 Franklin Dillon, W.P. White,  
 Lindell Petty, Duward  
 Crooms, Robert Shepler,  
 Robert Sherrer, Ralph  
 Hahn, John Belting, Bill  
 Litchfield, Marvin Hamman,  
 Clint Stewart, Roy Lane

### ESU CENTENNIAL FOOTBALL TEAM

Twenty-five individuals were honored during the 1997 season, the institution's 100th of football competition, as members of the ESU Centennial Football Team, presented by Birch Telecom. More than 300 former players were considered for the honor which was based on playing career at ESU; awards, recognition and achievement as a Hornet football player; team success; and contribution to the overall betterment of the program. Fans from across the country sent in more than 350 ballots, with the top 100 vote-getters forwarded to a committee which boasted more than 120 years of association with the ESU program.

Dale Burnett ..... RB  
 Glenn "Slim" Campbell ..... WR  
 Keith Caywood ..... RB  
 Bruce Cerone ..... WR  
 Bob Clements ..... LB  
 Mike Denimarck ..... LB  
 Charlie DiVitto ..... RB  
 Wendell Goldsmith ..... OL  
 Bill Hargiss ..... QB

Steve Henry ..... DB  
 Arthur "Shorty" Hoch ..... QB  
 Clifford Hodrick ..... OL  
 Adam Hunt ..... PK  
 Bob Janesko ..... QB  
 Harry Kline BSE ..... WR  
 Matt Koehler ..... LB  
 Wade LeDuc ..... TE  
 John Lohmeyer ..... DL

Elvin McCoy ..... QB  
 Brian Shay ..... RB  
 Kevin Sterba ..... OL  
 David Tryon ..... RB  
 John Waldeck ..... OL  
 Fran Welch ..... QB  
 Greg Zickefoose ..... RB

# YEAR BY YEAR RESULTS

## 1893-1899: 3-7

### 1893 Coach: None 1-0

C. of Emporia W 14-0

### 1894 Coach: None 0-2

C. of Emporia L 4-16  
C. of Emporia L 0-6

### 1895 Coach: None 0-1

C. of Emporia L 2-16

### 1896 Coach: None 0-2

C. of Emporia L 0-12  
C. of Emporia L 0-12

## 1897-98 Football Discontinued

### 1899 Coach: None 2-2

Ottawa L 0-6  
Washburn W 11-0  
Kansas L 0-35  
Kansas State W 20-0

## 1900-1909: 33-45-7

### Coach John Lamb 1900 5-3-1

### 1900 Coach: J. Lamb 5-3-1

Haskell L 0-28  
Fort Riley W 24-0  
Haskell L 0-16  
Kansas T 6-6  
Kansas State W 28-0  
Ottawa W 23-5  
Kansas State W 11-0  
Kansas W 18-0  
C. of Emporia L 0-5

### Coach Fred Williams 1901 2-6-1

### 1901 Coach: F. Williams 2-6-1

Washburn L 0-6  
Kansas L 10-26  
Topeka Medics T 0-0  
C. of Emporia W 11-0  
K.C. Medics L 0-23  
Kansas State W 6-0  
C. of Emporia L 0-6  
Central Mo. St. L 0-12  
C. of Emporia L 0-5

### Coach Horace Botsford 1902 7-10-3

### 1902 Coach: H. Botsford 4-7

Ottawa L 0-2  
Kansas State W 6-0  
Washburn L 0-6  
C. of Emporia W 6-0  
Wichita State W 12-0  
Denver Athletic L 0-21

Wichita State L 0-12  
C. of Emporia W 5-0  
Oklahoma L 5-6  
Kansas L 5-17  
Central Mo. St. L 11-16

### 1903 Coach: H. Botsford 3-3-3

Kansas State T 0-0  
St. Mary's W 45-0  
Washburn T 0-0  
Kansas L 0-12  
C. of Emporia W 12-0  
Oklahoma T 6-6  
Bethany L 5-11  
C. of Emporia W 20-6  
Central Mo. St. L 5-6

### Coach Paul Samson 1904-1906, 1908 16-16

### 1904 Coach: P. Samson 5-2

Ottawa W 5-0  
Kansas L 0-34  
C. of Emporia W 16-0  
Washburn L 0-21  
Arkansas W 21-0  
C. of Emporia W 19-2  
Kansas State W 34-6

### 1905 Coach: P. Samson 4-5

Ottawa W 17-0  
Kansas L 0-32  
Wichita State L 11-15  
Haskell L 5-16  
Wichita State W 11-6  
Central Mo. St. W 34-6  
C. of Emporia W 29-6  
Kansas State L 0-10  
Washburn L 6-29

### 1906 Coach: P. Samson 4-4

Friends W 11-0  
Washburn L 0-6  
Wichita State L 4-6  
Ottawa W 14-6  
Central Mo. St. W 11-0  
C. of Emporia W 6-4  
Kansas State L 0-10  
St. Mary's L 10-12

### Coach Owen Samuels 1907 1-6

### 1907 Coach: O. Samuels 1-6

Wichita State L 0-5  
Washburn L 0-18  
Ottawa L 6-11  
William Jewel W 6-0  
Central Mo. St. L 0-12  
St. Mary's L 0-32  
Kansas State L 0-21

### 1908 Coach: P. Samson 3-5

Kansas L 0-11  
Washburn L 0-6  
Wichita State L 4-30  
Ottawa W 32-0  
Arkansas L 12-42  
Drury W 6-0  
Central Mo. St. W 12-0  
St. Mary's L 0-20

### Coach Fred Honhart 1909-1911 13-8-2

### 1909 Coach: F. Honhart 2-4-2

Kansas L 0-55  
Ottawa L 0-15  
Washburn L 6-24  
Southwestern T 0-0  
Wichita State W 13-0  
Kansas State L 0-44  
Sterling W 43-6  
Central Mo. St. T 0-0

## 1910-1919: 44-29-7

### 1910 Coach: F. Honhart 5-2

Holton W 20-0  
Kansas State L 0-22  
Wichita State W 12-11  
Washburn W 14-12  
Southwestern W 17-5  
Ottawa W 5-0  
C. of Emporia L 0-9

### 1911 Coach: F. Honhart 6-2

Sterling W 17-0  
Kansas State W 3-0  
Southwestern W 11-3  
Wichita State L 5-9  
Holton W 21-0  
Washburn L 0-8  
Central Mo. St. W 9-5  
C. of Emporia W 13-0

### Coach George Crispin 1912-1913 9-9

### 1912 Coach: G. Crispin 5-3

Sterling W 49-0  
Southwestern W 22-6  
Kansas State L 7-22  
Wichita State W 33-0  
Washburn W 7-6  
C. of Emporia L 3-30  
Central Mo. St. L 3-34  
Friends W 134-0

### 1913 Coach: G. Crispin 4-6

Sterling W 23-7  
Haskell L 7-28  
Kansas City W 80-0  
Kansas State L 0-32  
Baker L 0-19  
Washburn L 7-41

Southwestern W 28-10  
Wichita State W 7-0  
C. of Emporia L 0-6  
Central Mo. St. L 13-14



Coach Bill Hargis  
1914-17, 1920-27  
61-23-11

### 1914 Coach: HW Hargis 5-1-1

Haskell L 6-13  
Kansas State T 0-0  
St. Mary's W 34-0  
Washburn W 19-0  
Tarkio W 63-0  
C. of Emporia W 9-0  
Central Mo. St. W 49-0

### 1915 Coach: HW Hargis 5-2-2

Bethany W 23-6  
Kansas L 3-21  
Kansas State W 13-0  
Southwestern W 14-0  
Washburn T 7-7  
Central Mo. St. T 16-16  
Haskell L 7-21  
Pittsburg State W 28-0  
C. of Emporia W 19-10

### 1916 Coach: HW Hargis 6-3-1

Kansas L 0-13  
Pittsburg State W 14-7  
Kansas State L 3-13  
Friends T 13-13  
Southwestern W 19-2  
Washburn W 23-7  
Haskell W 14-0  
Bethany W 32-0  
Baker L 0-10  
C. of Emporia W 13-10

### 1917 Coach: HW Hargis 5-3-1

Pittsburg State W 24-0  
Kansas L 0-33  
Haskell L 5-7  
Southwestern W 35-21  
Washburn T 0-0  
Wichita State W 19-3  
Baker W 10-0  
Kansas State L 0-51  
C. of Emporia W 14-0

# YEAR BY YEAR RESULTS



## Coach HD McCesney

1918

2-2

## 1918 Coach: HD McCesney 2-2

Baker	W	3-0
Washburn	L	3-22
Wichita State	W	13-10
C. of Emporia	L	7-17

## Coach George McLaren

1919

1-5-2

## 1919 Coach: G. McLaren 1-5-2

Ottawa	T	7-7
Kansas	L	0-14
Sterling	W	33-0
Southwestern	L	7-14
Pittsburg State	L	7-13
Washburn	L	6-20
Baker	T	7-7
C. of Emporia	L	0-14

## 1920-1929: 52-17-8

## 1920 Coach: HW Hargis 2-4-1

Pittsburg State	W	19-15
Kansas	L	0-47
Ottawa	L	13-14
Southwestern	L	7-13
Sterling	W	48-0
Washburn	T	7-7
C. of Emporia	L	0-24

## 1921 Coach: HW Hargis 6-0-1

St. Mary's	W	14-0
Ottawa	W	27-0
Friends	W	42-0
Southwestern	W	61-0
Washburn	W	13-10
Pittsburg State	W	27-7
Baker	T	7-7

## 1922 Coach: HW Hargis 6-2

St. Mary's	W	7-0
Friends	W	7-0
Wichita State	W	7-3
Southwestern	W	41-13
Washburn	W	34-0
Pittsburg State	W	26-0
Haskell	L	14-27
C. of Emporia	L	2-6

## 1923 Coach: HW Hargis 5-1-1

Fort Hays State	W	26-3
Wichita State	W	30-14
Southwestern	W	10-7
Pittsburg State	W	9-0
Washburn	T	7-7
St. Mary's	W	23-0
C. of Emporia	L	7-14

## 1924 Coach: HW Hargis 3-4-2

Sterling	T	0-0
Fort Hays State	W	20-2
Kansas State	L	6-19

Wichita State	L	0-9
Southwestern	T	0-0
Pittsburg State	L	7-21
Washburn	W	18-0
St. Mary's	W	9-7
C. of Emporia	L	0-3

## 1925 Coach: HW Hargis 4-3-1

Kansas State	L	7-26
Fort Hays State	W	13-3
Oklahoma A & M	W	21-0
Wichita State	T	0-0
Southwestern	L	0-6
Washburn	W	6-0
Pittsburg State	W	17-7
C. of Emporia	L	12-14

## 1926 Coach: HW Hargis 7-0

Bethany	W	10-0
Fort Hays State	W	14-0
Wichita State	W	21-0
Southwestern	W	42-0
Washburn	W	35-0
Pittsburg State	W	21-3
C. of Emporia	W	6-0

## 1927 Coach: HW Hargis 7-0-1

Bethany	W	7-0
Fort Hays State	W	26-0
Wichita State	W	21-0
Southwestern	W	43-0
Truman	W	16-13
Washburn	W	20-7
Pittsburg State	W	13-0
C. of Emporia	T	0-0



Coach Fran Welch  
1928-42, 1946-54  
115-82-15

## 1928 Coach: FG Welch 6-1-1

Fort Hays State	W	34-0
Wichita State	W	32-0
Southwestern	T	0-0
Central Okla. St.	W	23-6
Washburn	W	45-6
Pittsburg State	W	40-6
Truman	W	8-0
C. of Emporia	L	0-18

## 1929 Coach: FG Welch 6-2

Fort Hays State	W	6-0
Kansas	L	6-38
Wichita State	W	13-0
Southwestern	W	13-0
Washburn	L	2-6
Central Mo. St.	W	10-0
Pittsburg State	W	19-0
C. of Emporia	W	19-0

## 1930-1939: 44-37-6

## 1930 Coach: FG Welch 4-2-2

Missouri Valley	W	49-0
Fort Hays State	T	0-0
Wichita State	T	13-13
Southwestern	W	27-13
Northwest Mo. St.	L	21-33
Washburn	L	6-13
Truman	W	52-0
Pittsburg State	W	6-0
C. of Emporia	T	6-6

## 1931 Coach: FG Welch 4-4

Fort Hays State	W	26-0
Wichita State	L	0-26
Southwestern	W	12-0
Truman	L	13-14
Washburn	L	7-20
Haskell	L	0-26
Pittsburg State	W	14-13
C. of Emporia	W	21-0

## 1932 Coach: FG Welch 2-5-1

Hastings	W	20-6
Fort Hays State	L	6-13
Wichita State	L	0-14
Southwestern	L	0-6
Washburn	T	0-0
Kansas Wesleyan	W	25-10
Pittsburg State	L	13-19
C. of Emporia	L	6-10

## 1933 Coach: FG Welch 3-5-1

Kansas State	L	0-25
Fort Hays State	L	6-15
Wichita State	L	6-13
Haskell	T	0-0
Southwestern	W	19-7
Washburn	W	7-6
Kansas Wesleyan	W	22-13
Pittsburg State	L	0-21
C. of Emporia	L	7-19

## 1934 Coach: FG Welch 7-2

Haskell	W	6-0
Fort Hays State	L	0-15
Wichita State	L	6-19
Oklahoma City	W	13-6
Washburn	W	14-6
Southwestern	W	9-7
Kansas Wesleyan	W	21-14
Pittsburg State	W	7-0
C. of Emporia	W	12-6

## 1935 Coach: FG Welch 4-4

Washburn	L	7-12
*Fort Hays State	L	0-2
Southwestern	W	7-0
Kansas Wesleyan	W	27-0
Wichita State	L	7-14
Haskell	W	27-21
McPherson	W	41-6
Pittsburg State	L	6-7

## 1936 Coach: FG Welch 6-4

McPherson	W	20-7
Central Okla. St.	L	0-6
Benedictine	L	7-27
Washburn	W	14-7
Southwestern	W	31-13
Haskell	W	41-0
Fort Hays State	L	7-15
Wisc.-Superior	W	26-7
Wichita State	W	13-9
Pittsburg State	L	7-26

## 1937 Coach: FG Welch 5-2-2

Washburn	W	12-6
Benedictine	T	20-20
Wisc.-Superior	W	26-7
Central Okla. St.	T	20-20
Southwestern	W	34-0
Fort Hays State	W	14-6
Hardin-Simmons	L	6-66
Wichita State	L	0-13
Pittsburg State	W	33-14

## 1938 Coach: FG Welch 3-6

Washburn	L	6-19
Benedictine	L	6-19
Southwestern	W	33-0
Fort Hays State	L	0-14
Ouachita Baptist	W	26-13
Iowa State	L	13-14
Wichita State	L	6-26
Oklahoma City	W	25-6
Pittsburg State	L	0-17

## 1939 Coach: FG Welch 6-3

Washburn	L	0-12
Benedictine	L	7-12
Iowa State	W	34-7
Southwestern	W	43-0
Fort Hays State	W	27-0
C. of Emporia	W	59-7
Oklahoma City	W	7-0
Wichita State	L	6-7
Pittsburg State	W	20-0

## 1940-1949: 38-21-4

## 1940 Coach: FG Welch 6-2

Kansas State	L	16-21
Washburn	W	38-7
C. of Emporia	W	47-6
Southwestern	W	27-0
Fort Hays State	W	6-0
Wichita State	W	14-7
Benedictine	L	6-13
Pittsburg State	W	27-0

# YEAR BY YEAR RESULTS

## 1941 Coach: FG Welch

Southwestern Tech	L	12-13
Washburn	W	20-12
Fort Riley	T	0-0
Southwestern	W	10-0
Fort Hays State	W	22-19
Hastings	W	33-12
Wichita State	L	13-27
Benedictine	T	7-7
Pittsburg State	L	0-13

## 1942 Coach: FG Welch

Fort Riley	L	14-39
Washburn	W	12-0
Southwestern	T	6-6
Fort Hays State	W	40-0
Hastings	W	33-20
Wichita State	L	6-27
Benedictine	L	6-33
Pittsburg State	L	0-13

## 1943-45 Football Suspended

## 1946 Coach: FG Welch

Washburn	L	12-20
Colorado Mines	W	26-6
Colorado St.	L	21-41
Fort Hays State	L	6-25
Rockhurst	W	38-12
Dakota Wesleyan	W	13-0
Benedictine	L	14-26
Pittsburg State	W	21-0
Southwestern	L	20-33

## 1947 Coach: FG Welch

Colorado St.	W	12-0
Fort Riley	W	23-12
Washburn	W	12-6
Iowa State	L	6-33
Southwestern	T	7-7
Fort Hays State	W	39-7
Rockhurst	W	33-0
Benedictine	W	26-7
Pittsburg State	W	28-7

## 1948 Coach: FG Welch

Hastings	W	48-6
Washburn	W	7-0
Bradley	L	6-32
Southwestern	W	32-7
Fort Hays State	W	26-0
Drake	L	20-43
Iowa State	W	26-0
Pittsburg State	W	9-7
Benedictine	W	72-0
!-SW Mo. State	W	34-20

## 1949 Coach: FG Welch

Missouri "B"	L	13-33
Drake	L	0-40
Washburn	W	19-14
Rockhurst	W	32-6
Southwestern	W	30-14
Solegio Military	W	81-0
Fort Hays State	L	0-9
Pittsburg State	L	7-27

Benedictine	W	24-0
Southwestern	W	46-13

## 1950-1959: 33-54-5

## 1950 Coach: FG Welch

Gust. Adolphus	L	7-26
Drake	L	6-27
Eastern Illinois	W	16-0
Washburn	W	27-19
Southwestern	W	14-7
Fort Hays State	W	27-0
Pittsburg State	W	46-0
Benedictine	W	26-6
SW Mo. St.	T	14-14

## 1951 Coach: FG Welch

SW Okla.	W	26-6
Gust. Adolphus	T	7-7
Washburn	L	13-14
South Dakota State	L	14-34
Southwestern	W	52-14
Nebraska-Omaha	L	7-16
Fort Hays State	W	14-7
Pittsburg State	W	7-0
Benedictine	W	33-6

## 1952 Coach: FG Welch

Gust. Adolphus	L	0-13
Quincy	W	35-6
Washburn	W	7-6
Drake	L	18-34
Southwestern	W	26-13
Nebraska-Omaha	W	7-6
Fort Hays State	W	20-6
Pittsburg State	W	26-21
Benedictine	W	13-0
Arkansas State	L	7-41

## 1953 Coach: FG Welch

Quincy	T	19-19
Washburn	L	0-21
Arkansas State	L	19-38
Southwestern	W	40-6
Nebraska-Omaha	L	7-32
Fort Hays State	W	20-7
Pittsburg State	L	6-19
Benedictine	L	7-19

## 1954 Coach: FG Welch

Wichita State	L	7-69
NE Okla. St.	L	0-6
Minnesota-Duluth	L	7-20
Washburn	L	6-14
Nebraska-Omaha	L	6-38
Fort Hays State	L	6-20
Pittsburg State	L	7-20
Benedictine	W	27-26
Southwestern	W	33-10

## Coach Keith Caywood

### 1955-66 25-79-5

## 1955 Coach: K. Caywood

Nebraska-Omaha	L	13-35
NE Okla. St.	L	12-30
SW Mo. St.	L	26-27
Washburn	L	6-26
Southwestern	L	7-29
Fort Hays State	L	20-32
Pittsburg State	L	0-7
Benedictine	L	7-20
Minnesota-Duluth	L	7-12
North Texas State	L	0-62

## 1956 Coach: K. Caywood

Nebraska-Omaha	T	7-7
NE Okla. St.	L	12-27
SW Mo. St.	W	13-0
Washburn	L	6-34
Southwestern	L	6-13
Fort Hays State	W	14-13
Pittsburg State	L	0-35
Benedictine	L	14-25
Central Okla. St.	L	14-42

## 1957 Coach: K. Caywood

NE Okla. St.	L	6-25
SW Mo. St.	L	13-33
Graceland (Iowa)	W	7-6
Washburn	L	0-25
Southwestern	W	12-6
Missouri-Rolla	L	14-27
Pittsburg State	L	0-46
Benedictine	L	13-36
Central Okla. St.	L	7-27

## 1958 Coach: K. Caywood

Central Mo. St.	W	23-0
SW Mo. St.	L	0-14
Nebraska-Omaha	W	32-6
Washburn	W	27-6
Southwestern	W	13-6
Fort Hays State	T	7-7
Pittsburg State	L	14-20
Benedictine	L	6-28
Central Okla. St.	W	20-18
#Lincoln Univ.	L	0-21

## 1959 Coach: K. Caywood

Central Mo. St.	L	21-23
SW Mo. St.	L	7-12
Southwestern	L	14-18
Washburn	W	24-13
Nebraska-Omaha	L	13-20
Fort Hays State	W	26-0
Pittsburg State	L	6-20
Benedictine	L	13-22
Central Okla. St.	L	0-12

## 1960-1969: 25-60-5

## 1960 Coach: K. Caywood

Central Mo. St.	L	12-21
SW Mo. St.	W	6-0
Central Okla. St.	L	7-28
Washburn	W	7-6
Nebraska-Omaha	L	0-7
Fort Hays State	W	26-14
Pittsburg State	L	0-50
Benedictine	L	12-15

## 1961 Coach: K. Caywood

Lincoln Univ.	L	6-22
SW Mo. St.	L	12-19
Central Okla. St.	L	7-27
Central Mo. St.	L	7-12
Washburn	W	26-10
Nebraska-Omaha	L	0-7
*Fort Hays State	L	7-12
Pittsburg State	L	0-35
Benedictine	L	0-19

\*FHSU later Forfeited

## 1962 Coach: K. Caywood

Lincoln Univ.	W	6-0
SW Mo. St.	L	7-14
Central Okla. St.	L	7-44
Central Mo. St.	T	0-0
Washburn	L	6-7
Nebraska-Omaha	L	7-33
Fort Hays State	W	14-13
Pittsburg State	L	14-21
Benedictine	W	21-19

## 1963 Coach: K. Caywood

Southern Colo. St.	W	21-20
SW Mo. St.	L	0-14
Central Okla. St.	L	0-20
Central Mo. St.	W	13-7
Washburn	L	6-32
Nebraska-Omaha	L	13-27
Fort Hays State	L	13-28
Pittsburg State	T	0-0
William Jewel	T	21-21

## 1964 Coach: K. Caywood

SW Mo. St.	L	14-21
William Jewel	L	0-28
Central Mo. St.	L	0-21
Northwest Mo. St.	L	0-33
Southern Colo. St.	L	7-27
Fort Hays State	L	19-20
Pittsburg State	L	10-35
Nebraska-Omaha	L	13-19
Washburn	L	6-19

## 1965 Coach: K. Caywood

SW Mo. St.	L	13-38
William Jewel	L	0-20
Central Mo. St.	L	6-7
Northwest Mo. St.	W	28-27
Southern Colo. St.	L	13-26
Fort Hays State	L	7-42
Pittsburg State	L	10-35
Nebraska-Omaha	L	14-46
Washburn	L	0-21

# YEAR BY YEAR RESULTS



**1966 Coach: K. Caywood**

Washburn	W	14-0
SW Mo. St.	L	7-28
William Jewel	L	31-43
Central Mo. St.	L	14-23
Southern Colo. St.	L	0-22
Fort Hays State	L	13-27
Pittsburg State	W	27-20
Nebraska-Omaha	L	0-13
Washburn	W	12-6

**Coach Ron Blaylock**  
**1967-1968**  
**6-11-2**

**1967 Coach: R. Blaylock**

SW Mo. St.	L	H	13-27
William Jewel	L	H	27-28
Central Mo. St.	L	A	14-41
Sul Ross State	L	A	7-40
Southern Colo. St.	L	A	6-34
Fort Hays State	L	A	7-26
Pittsburg State	L	H	7-27
Nebraska-Omaha	L	A	26-31
Washburn	W	H	34-7
Colorado St.	L	A	0-77

**1968 Coach: R. Blaylock**

St. Mary's, Plains	W	37-20
East Central Okla.	L	27-40
Central Mo. St.	T	41-41
Peru State (Neb.)	W	41-0
Southern Colo. St.	W	20-17
Fort Hays State	W	41-21
Pittsburg State	T	27-27
Nebraska-Omaha	L	26-27
Washburn	W	47-19

**Coach Jim Lance**  
**1969-1970**  
**7-11-0**

**1969 Coach: Jim Lance**

Wayne State	W	56-0
Colorado St.	L	30-33
Central Mo. St.	L	45-56
Peru State (Neb.)	W	76-6
Southern Colo. St.	L	9-10
Fort Hays State	W	34-7
Pittsburg State	W	34-21
Nebraska-Omaha	W	62-21
Washburn	W	28-14

**1970-1979: 30-67-1**

**1970 Coach: Jim Lance**

Wayne State	L	3-31
Central Mo. St.	L	16-23
Mo. Southern	L	6-39
Southern Colo. St.	L	14-20
Fort Hays State	W	42-31
Northern Colo.	L	21-55
Nebraska-Omaha	L	21-35
Washburn	L	21-34
Pittsburg State	L	14-45

**Coach Bud Elliot**  
**1971-73**  
**17-11-1**

**1971 Coach: Bud Elliott**

Arkansas Tech	L	A	14-31
Wayne State	W	H	13-0
Central Mo. St.	L	A	7-10
Mo. Southern	L	A	3-18
Southern Colo. St.	L	H	9-30
Fort Hays State	W	A	23-21
Northern Colo.	L	H	0-24
Nebraska-Omaha	T	H	14-14
Washburn	W	A	3-0
Pittsburg State	L	H	10-41

**1972 Coach: Bud Elliott**

Arkansas Tech	L	7-10
Wayne State	W	21-0
Central Mo. St.	W	20-10
Pittsburg State	L	21-6
Northern Colo.	W	6-0
Southern Colo. St.	W	24-10
Fort Hays State	W	17-7
Mo. Southern	L	9-14
Nebraska-Omaha	W	17-7
Washburn	W	41-7
%William Penn	L	14-17

**1973 Coach: Bud Elliott**

Arkansas Tech	W	41-17
Central Mo. St.	W	36-10
Pittsburg State	W	30-0
Northern Colo.	W	10-0
Southern Colo. St.	W	45-12
Fort Hays State	W	15-9
Mo. Southern	W	30-24
Nebraska-Omaha	L	10-13
Washburn	L	10-70

**Coach Dave Hoover**  
**1974-1978**  
**9-40**

**1974 Coach: D. Hoover**

Arkansas Tech	W	20-16
SW Mo. St.	L	13-24
Cameron	L	7-35
Central Mo. St.	L	0-27
Washburn	L	15-36
Pittsburg State	L	6-10
Northern Colo.	L	26-45
Southern Colo. St.	L	13-50
Fort Hays State	W	28-12

**1975 Coach: D. Hoover**

Mo. Southern	L	13-20
SW Mo. St.	W	36-32
Cameron	L	12-43
Central Mo. St.	L	3-20
Washburn	L	13-42
Pittsburg State	L	0-10
Northern Colo.	L	7-55
Southern Colo. St.	L	20-34
Fort Hays State	L	8-20
Kearney State	L	6-42

**1976 Coach: D. Hoover**

Mo. Southern	L	6-28
SW Mo. St.	L	0-28
Central Mo. St.	L	7-10
Kearney State	L	7-21
Washburn	L	0-21
Pittsburg State	L	27-40
Mo. Western	L	7-21
Wayne State	L	0-20
Fort Hays State	L	2-6
Benedictine	L	15-21

**1977 Coach: D. Hoover**

SW Mo. St.	L	6-33
Doane	W	30-27
Central Mo. St.	L	20-25
Washburn	L	12-40
Fort Hays State	W	10-0
Mo. Southern	W	15-13
Kearney State	L	0-31
Mo. Western	L	9-27
Pittsburg State	L	25-48
Wayne State	L	9-25

**1978 Coach: D. Hoover**

Doane	L	H	10-20
Benedictine	L	A	7-12
Central Mo. St.	W	A	24-23
Washburn	L	H	7-17
Fort Hays State	L	H	17-27
Mo. Southern	L	A	0-17
Kearney State	L	H	0-17
Mo. Western	L	A	17-49
Pittsburg State	L	A	14-41
Wayne State	W	H	28-14

**Coach Bob Seaman**  
**1979-1982**  
**10-30-0**

**1979 Coach: B. Seaman**

Doane	L	6-13
Benedictine	W	13-3
Central Mo. St.	W	21-0
Washburn	W	17-11
Mo. Southern	W	21-10
Mo. Western	L	4-31
Kearney State	L	7-10
Wayne State	L	6-7
Fort Hays State	L	21-31
Pittsburg State	L	0-16

**1980-1989: 51-54**

**1980 Coach: B. Seaman**

Doane	W	9-7
Benedictine	L	6-9
Central Mo. St.	L	11-17
Washburn	W	45-7
Mo. Southern	L	7-14
Mo. Western	L	18-41
Kearney State	L	0-12
Wayne State	L	0-20
Fort Hays State	L	6-34
Pittsburg State	L	13-32

**1981 Coach: B. Seaman**

NW Okla. St.	W	A	14-10
Central Mo. St.	L	H	7-16
Northwest Mo. St.	L	H	7-14
Pittsburg State	L	H	7-14
Washburn	L	A	10-17
Mo. Southern	L	A	9-21
Mo. Western	L	H	14-35
Kearney State	L	H	7-24
Wayne State	L	A	17-20
Fort Hays State	L	A	15-16

**1982 Coach: B. Seaman**

NW Okla. St.	W	H	14-8
Baker	W	A	24-14
Northwest Mo. St.	L	A	6-31
Pittsburg State	L	A	7-14
Washburn	W	H	20-13
Mo. Southern	L	H	28-34
Mo. Western	L	A	14-22
Kearney State	L	A	0-28
Wayne State	L	H	6-17
Fort Hays State	L	H	28-29



**Coach Larry Kramer**  
**1983-1994**  
**71-54**

**1983 Coach: L. Kramer**

NW Okla. St.	L	A	33-59
Baker	L	H	14-30
Chardon State	W	H	18-6
Washburn	L	A	7-41
Mo. Southern	L	A	6-41
Mo. Western	L	H	20-22
Kearney State	L	H	12-26
Wayne State	W	A	14-13
Fort Hays State	L	A	10-43
Pittsburg State	L	H	14-37

**1984 Coach: L. Kramer**

Southwestern	W	A	27-23
NW Okla. St.	L	H	0-40
Baker	L	A	0-34
Washburn	W	H	14-0
Mo. Southern	L	H	6-24
Mo. Western	L	A	6-28
Kearney State	L	A	3-44
Wayne State	L	H	7-30
Fort Hays State	W	H	17-7
Pittsburg State	L	A	22-44



# YEAR BY YEAR RESULTS

## 1985 Coach: L. Kramer 6-4

Western State	W	A	35-0
Southwestern	W	H	6-0
Baker	W	H	25-7
Pittsburg State	W	H	41-9
Washburn	L	A	18-25
Mo. Southern	L	A	26-34
Mo. Western	L	H	8-10
Kearney State	W	H	17-14
Wayne State	W	A	26-24
Fort Hays State	L	A	26-35

## 1986 Coach: L. Kramer 8-2

Western State	W	H	35-6
Southwestern	W	A	34-14
Baker	W	A	35-7
Pittsburg State	L	A	27-59
Washburn	W	H	22-16
Mo. Southern	W	H	11-0
Mo. Western	W	A	32-0
Kearney State	L	A	29-30
Wayne State	W	H	43-22
Fort Hays State	W	H	25-16

## 1987 Coach: L. Kramer 7-4

Southwestern	W	H	36-3
Western State	W	A	35-30
Baker	W	H	19-17
Wayne State	W	A	21-12
Mo. Southern	W	H	26-7
Mo. Western	W	H	22-6
Kearney State	W	A	17-16
Fort Hays State	L	A	20-40
Pittsburg State	L	H	9-35
*Washburn	L	H	21-28
^Cameron	L	A	12-17

\*Washburn Later Forfeited

## 1988 Coach: L. Kramer 8-3

Western State	W	H	26-0
Truman	W	A	35-17
Chico State	W	A	23-0
Wayne State	W	H	52-7
Mo. Southern	W	A	45-22
Mo. Western	W	A	36-27
Kearney State	W	H	49-21
Fort Hays State	W	H	37-10
Pittsburg State	L	A	11-21
Washburn	L	A	46-59
^Adams State	L	H	10-14

## 1989 Coach: L. Kramer 11-2

Harding	W	H	5-0
Western State	W	A	35-21
*Arkansas Tech	W	H	42-17
Central Arkansas	L	A	14-20
Wayne State	W	A	31-10
Kearney State	W	A	34-7
NW Okla. St.	W	H	31-13
NE Okla. St.	W	A	15-6
Panhandle St.	W	H	49-13
Fort Hays State	W	A	34-21
^Harding	W	H	32-9
^Adams State	W	A	51-44
^^Carson-Newman	L	A	20-34

\*ESU Later Forfeited

## 1990-1990: 57-48

### 1990 Coach: L. Kramer 6-4

Harding	W	A	21-14
Western State	W	H	23-15
Arkansas Tech	L	A	3-21
Central Arkansas	L	H	9-17
Wayne State	W	H	29-3
Kearney State	W	H	28-21
Fort Hays State	L	H	8-11
NW Okla. St.	W	A	19-6
NE Okla. St.	L	H	22-34
E. Central Okla.	W	H	19-0

### 1991 Coach: L. Kramer 5-5

Fort Hays State	W	A	28-27
Mo. Western	W	H	28-27
Truman	W	A	42-41
Central Mo. St.	W	H	44-17
Washburn	W	H	49-18
Missouri-Rolla	L	A	21-27
SW Baptist	L	H	20-42
Pittsburg State	L	A	36-70
Northwest Mo. St.	L	H	36-41
Mo. Southern	L	A	9-45

### 1992 Coach: L. Kramer 7-3

Fort Hays State	W	H	24-17
Mo. Southern	W	H	28-7
Mo. Western	W	A	35-30
Truman	W	H	24-7
Central Mo. St.	L	A	7-9
Washburn	W	A	25-18
Missouri-Rolla	W	H	35-6
SW Baptist	W	A	45-6
Pittsburg State	L	H	38-49
Northwest Mo. St.	L	A	41-54

### 1993 Coach: L. Kramer 3-7

Fort Hays State	L	A	7-17
SW Baptist	W	H	42-6
Missouri-Rolla	W	A	17-0
Northwest Mo. St.	L	H	15-21
Truman	L	A	13-24
Mo. Western	L	H	20-26
Mo. Southern	L	A	17-39
Central Mo. St.	L	H	3-17
Washburn	W	H	37-19
Pittsburg State	L	A	14-45

### 1994 Coach: L. Kramer 5-5

Fort Hays State	W	H	24-17
SW Baptist	W	A	31-14
Missouri-Rolla	L	H	14-15
Northwest Mo. St.	W	A	41-26
Truman	L	H	10-28
Mo. Western	L	A	21-28
Mo. Southern	W	H	17-7
Central Mo. St.	L	A	20-33
Washburn	W	A	43-7
Pittsburg State	L	H	24-43



**Coach Manny Matsakis**  
1995-1998  
26-18

### 1995 Coach: M. Matsakis 5-6

Fort Hays State	L	A	16-43
Friends	W	H	66-0
Mo. Southern	W	A	26-21
Mo. Western	L	H	28-35
Washburn	W	H	25-24
Missouri-Rolla	W	A	45-14
SW Baptist	L	H	30-35
Pittsburg State	L	A	12-48
Northwest Mo. St.	L	H	13-23
Truman	W	A	36-19
Central Mo. St.	L	H	22-52

### 1996 Coach: M. Matsakis 5-6

Wayne State	L	H	38-50
Fort Hays State	L	H	30-42
Mo. Southern	L	H	20-22
Mo. Western	W	A	30-14
Washburn	W	A	40-35
Missouri-Rolla	W	H	52-20
SW Baptist	W	A	42-7
Pittsburg State	L	H	7-63
Northwest Mo. St.	L	A	34-51
Truman	L	H	20-55
Central Mo. St.	W	A	32-22

### 1997 Coach: M. Matsakis 7-4

NW Okla. St.	W	A	23-16
Fort Hays State	W	A	51-35
Pittsburg State	L	A	22-32
SW Baptist	W	H	46-7
Truman State	L	A	28-44
Mo. Western	W	H	27-15
Mo. Southern (OT)	L	A	39-40
Central Mo. St.	W	A	50-10
Washburn	W	A	64-35
Missouri-Rolla	W	A	77-20
Northwest Mo. St.	L	A	38-44

## 1998 Coach: M. Matsakis 9-2

N. Dakota St.	W	A	23-21
Fort Hays State	W	H	41-3
Pittsburg State	W	H	38-28
SW Baptist	W	A	39-14
Truman	L	H	24-25
Mo. Western	W	A	42-34
Mo. Southern	W	H	63-17
Central Mo. St.	W	A	56-24
Washburn	W	A	35-27
Missouri-Rolla	W	H	34-14
Northwest Mo. St.	L	A	33-69



**Coach Jerry Kill**  
1999-2000  
11-11

### 1999 Coach: Jerry Kill 5-6

Fort Hays State	W	A	31-14
Central Okla. St.	L	H	25-28
Central Mo. St.	W	H	41-12
Mo. Southern	L	A	12-29
Missouri-Rolla	W	A	48-6
SW Baptist	W	H	31-0
Pittsburg State	L	A	7-21
Northwest Mo. St.	L	H	28-59
Truman (OT)	L	A	24-31
Mo. Western	L	H	7-27
Washburn	W	H	45-20

## 2000-2006: 41-37

### 2000 Coach: Jerry Kill 6-5

Fort Hays State	L	H	10-16
East Central Okla.	W	A	31-14
Central Mo. St.	L	A	21-34
Mo. Southern	W	H	24-0
Missouri-Rolla	W	H	49-7
SW Baptist	W	A	34-13
Pittsburg State	L	H	0-21
Northwest Mo. St.	L	A	7-62
Truman	W	H	55-20
Mo. Western	L	A	27-28
Washburn	W	A	35-21

# YEAR BY YEAR RESULTS



**Coach Dave Wiemers**  
2001-2006  
35-32

**2001 Coach: D. Wiemers 5-6**

Fort Hays State	W	A	38-21
East Central Okla.	W	H	21-17
Truman	W	A	34-15
Central Mo. St. (2OT)	L	H	34-40
Mo. Western	L	H	14-34
Pittsburg State	L	A	23-38
Missouri-Rolla	W	H	31-19
SW Baptist	L	A	10-17
Washburn	W	H	39-18
Mo. Southern (2OT)	L	H	17-23
Northwest Mo. St.	L	A	3-44

**2002 Coach: D. Wiemers 9-3**

Fort Hays State	W	H	38-7
East Central Okla.	W	A	17-9
Truman	W	H	34-17
Central Mo. St.	L	A	13-41
Mo. Western	W	A	21-14
Pittsburg State	W	H	13-3
Missouri-Rolla	W	A	40-7
SW Baptist	W	H	21-13
Washburn	L	A	21-34
Mo. Southern	W	A	47-16
Northwest Mo. St.	L	H	5-34
#Winona State (OT)	W	N	34-27

**2003 Coach: D. Wiemers 9-3**

Fort Hays State	W	A	31-21
East Central Okla.	W	H	28-3
Washburn (OT)	W	H	35-28
Missouri Western	W	H	27-24
Truman	W	A	55-24
Northwest Missouri	L	H	13-16
Pittsburg State	W	A	22-20
Southwest Baptist	W	H	20-9
Missouri-Rolla	W	A	44-27
Missouri Southern	W	A	31-7
Central Missouri	L	H	18-28
@Winona State	L	A	3-10

**2004 Coach: D. Wiemers 5-6**

Fort Hays State	W	H	13-10
Jacksonville State	L	A	16-25
Washburn	L	A	10-28
Missouri Western	W	A	33-30
Truman	W	H	38-21
Northwest Missouri	L	A	28-59

Pittsburg State	L	H	27-72
Southwest Baptist	W	A	34-20
Missouri-Rolla	L	H	19-29
Missouri Southern	W	H	46-43
Central Missouri	L	A	33-35

**2005 Coach: D. Wiemers 4-6**

Fort Hays State	W	A	52-13
Winona State	L	A	21-40
Southwest Baptist	W	H	45-28
Pittsburg State	L	A	17-52
Northwest Missouri	L	H	0-14
Truman State	W	A	41-12
Missouri Western	L	H	14-21
Washburn	L	H	14-42
Missouri Southern	W	A	22-21

**2006 Coach: D. Wiemers 3-8**

Panhandle State	W	A	69-6
Winona State	L	H	18-21
Fort Hays State	W	H	48-10
Southwest Baptist	W	A	35-31
Pittsburg State	L	H	57-59
Northwest Missouri	L	A	17-49
Truman State	L	H	13-14
Missouri Western	L	A	12-24
Washburn	L	A	6-37
Central Missouri	L	A	21-48
Missouri Southern	L	A	33-34

- @NCAA Playoffs
- ^NAIA Playoffs
- ^^NAIA Championship Game
- #Mineral Water Bowl
- %Boot Hill Bowl
- !Mo-Kan Bowl

## ESU Homecoming Results Since Joining the MIAA

Year	Opponent	Score	Att.
2006	TSU	13-14	5534
2005	WU	14-42	6678
2004	MSSU	49-46	5010
2003	SBU	20-9	6041
2002	SBU	21-13	4827
2001	UMR	31-19	5526
2000	TSU	55-20	4077
1999	NWMSU	28-59	6259
1998	MSSC	63-17	4820
1997	CMSU	50-10	1750
1996	UMR	52-20	4333
1995	NWMSU	13-23	3612
1994	MSSC	17-7	4754
1993	MWSC	20-26	4022
1992	PSU	38-49	7640
1991	SBU	20-42	4923

- ESU is 9-7 in Homecoming games since 1991.
- ESU has won seven of the last ten Homecoming contests.
- ESU has averaged 4987 fans at the last 15 Homecoming games.



Another outstanding for the Emporia State Athletic Department saw 12 of 15 programs compete in NCAA postseason competition as the Hornets placed 37th in the final 2006-07 U.S. Sports Academy Director's Cup standings. It is the third straight year ESU has placed in the top 50 of the nearly 300 NCAA Division II schools.

ESU joined Grand Valley State as the only two schools to place nationally in men's and women's basketball, men's and women's track and field, men's and women's tennis, baseball and softball this year. The Hornets had top ten finishes in softball and women's tennis to highlight the year and were joined by men's outdoor track and field and baseball in the top 20 nationally.

ESU was one of six MIAA schools to rank in the top 50 out of 281 active NCAA Division II member institutions. The MIAA's six schools in the top 50 ranked first among the 22 conferences in NCAA Division II. ESU was the top ranked NCAA school in Kansas in the final rankings for the second straight year.



Jonel Rossbach provided the major highlight of the fall as the junior was the third Hornet to win the MIAA women's cross country individual championship and became ESU's second cross country All-American in the last four years. After a one year lay-off the Hornet men's cross country team placed 12th in the South Central Regional Meet.

The ESU football team opened the season 3-1 before falling 59-57 in four overtimes to nationally ranked Pittsburg State. Former Hornet Garin Higgins was hired as the 21st head coach at ESU on December 15, 2006.

The Hornet volleyball program placed fourth in the MIAA and were ranked fifth in the South Central Region before a loss in the MIAA Tournament knocked them out of contention for an NCAA Tournament berth.



A nationally televised win over Washburn by the Lady Hornet basketball team highlighted the winter seasons for ESU. The Lady Hornets would go on to their tenth NCAA Tournament in the last 11 years before falling to regional champion Texas A&M-Commerce. Michelle Stueve became the first Lady Hornet to be named a Kodak All-American in back to back seasons.



The men's basketball team returned to the NCAA Tournament for the second time in school history after opening the year with a 16 game winning streak. Donta Watson and DeAndre Townsend both earned first-team All-MIAA honors, the first time in school history ESU had two players make the first-team.

Both teams ended the season ranked in the top 15 nationally in attendance, the fifth straight year both programs have been in the top 25 nationally.

ESU sent four student-athletes to the NCAA Indoor Track and Field Championships with Jonel Rossbach earning All-American honors for the women. Freshman Dustin Andrews placed tenth in the high jump on March 9 in Boston, Mass., before hopping a plane to play in the ESU men's basketball NCAA Tournament game on March 10 in Warrensburg, Mo.







Spring saw the baseball, softball, and women's tennis teams win MIAA championships for Emporia State. The softball team swept the regular season and tournament championships as they made their fourth consecutive trip to the NCAA Tournament. ESU has not lost an MIAA Tournament game since falling in the championship game of the 2003 tourney. Seniors Megan Davison and Courtney Reed each earned second-team All-American honors for the Hornets.



After finishing second in the regular season, the Hornet baseball team won the MIAA Tournament title by winning both championship games from Central Missouri in Warrensburg. With the wins, ESU advanced to the NCAA Tournament for the fourth straight year. Senior Mark McBratney signed a free agent contract with the Detroit Tigers after earning first-team All-MIAA honors.



It was a season of firsts for the ESU men's and women's tennis teams. Although the women had been to the NCAA Tournament the previous two years, ESU made the breakthrough to the "Sweet 16" for the first time in school history. The Hornet men meanwhile made their first NCAA postseason appearance in 2007. Karly Schultz was named the Women's North Central Region Senior Player of the Year, while junior Natalie Villafior and senior Kevin Arnhold swept the North Central Region Arthur Ashe, Jr. Award for Leadership and Sportsmanship.




The Hornets brought home four All-Americans from the NCAA Division II Outdoor Track & Field Championships. The throwing events were a big contributor to the ESU men's top 20 placing as junior Tyson Allen was the national runner-up and senior Andy Vogelsberg was fourth in the javelin. Vogelsberg had been the defending national champion in the event and became the first Hornet to earn All-American honors in the same event four straight years since Al Feuerbach did it in the shot from 1967-70. Senior Trent Olivier was the other All-American for the men placing eighth in the discus. Jonel Rossbach capped her outstanding junior year by becoming the third ESU woman to earn All-American honors in cross country, indoor and outdoor track in the same school year. She ran a personal best 4:33.00 to place eighth in the 1500m after finishing 17th in the nation in cross country and fourth in the indoor mile.



Emporia State excelled in the classroom as well with twenty-two Emporia State student-athletes named Academic All-MIAA during 2006-07. To earn this distinction, student-athletes must have a cumulative 3.50 grade-point average and earned All-MIAA honors in their sport over the past season. Over half of the Hornet student-athletes made the ESU Athletic Director's Honor Roll with a 3.00 GPA over the previous semester.



All of the success on the field and in the classroom showed up in the attendance figures as well. Nearly 115,000 fans turned out for ESU home athletic events during the school year with football, men's and women's basketball all ranked in the top 30 nationally. This is the fourth-straight year in which ESU has gone over 100,000 in total attendance in all sports combined.



## HORNETS WRAP UP ANOTHER SEASON OF POST SEASON CONQUEST

The Hornets this season joined Grand Valley State as the only teams to place every sport from basketball through track and field in the post-season. ESU finished 37th in the U.S. Sports Academy Directors Cup by scoring 367.75 points.

Sport	Overall W-L	MIAA W-L	MIAA Finish	MIAA Tourney	NCAA Finish	National Ranking	Season Highlights
<b>Baseball</b>	41-24	24-12	2nd	1st	17th	--	Won MIAA tournament at Central Missouri
<b>Basketball - M</b>	21-8	12-6	3rd	5th	33rd	29th	Advanced to NCAA Regional
<b>Basketball - W</b>	22-8	14-4	3rd	3rd	33rd	18th	Played the first ever game on National TV
<b>Cross Country - M</b>	--	--	8th	--	--	--	Skyler Delmott top 20 MIAA finisher
<b>Cross Country - W</b>	--	--	6th	--	--	--	Jonel Rossbach earned All-American Status
<b>Football</b>	3-8	2-7	8th	--	--	--	Former Hornet Garin Higgins new head coach
<b>Soccer</b>	3-15-1	1-12-1	7th	--	--	--	Schniederhan returns for second year
<b>Softball</b>	50-12	15-3	1st	1st	9th	11th	Megan Davison sets MIAA career HR record
<b>Tennis - M</b>	10-7	0-4	5th	5th	33rd	--	First regional trip in school history
<b>Tennis - W</b>	16-3	6-1	2nd	1st	9th	-	Advance to the sweet 16 for the first time
<b>Indoor Track &amp; Field - M</b>	--	--	5th	--	-	-	Eric Wellman finished 2nd in two events at MIAA
<b>Indoor Track &amp; Field - W</b>	--	--	5th	--	-	-	Jonel Rossbach earns second All-American
<b>Outdoor Track &amp; Field - M</b>	--	--	6th	--	16th	15th	Three ESU Field Athletes earn All-Americans
<b>Outdoor Track &amp; Field - W</b>	--	--	5th	--	58th	27th	Rossbach earns third All-American of the year
<b>Volleyball</b>	15-16	7-6	4th	5th	--	--	Arica Shepard MIAA Freshman of the Year
<b>Overall</b>	<b>181-101-1</b>	<b>81-55-1</b>	<b>The Hornets claimed three MIAA titles and four top-three finishes and 11 teams advanced to NCAA competition</b>				
	<b>.642</b>	<b>.596</b>					

## HORNETS DRAW OVER 100,000 FANS FOR 2006-07

More than four times the population of Emporia watched as Emporia State finished in the top 15 of the Sports Academy Director's Cup standings in 2005-06. The Hornets drew 114,484 fans to 116 sporting events last year, averaging 987 spectators per event. That marked the third time that at least 100,000 fans saw the Hornets play.

## ESU Attendance by Sport in 2006-07

Sport	Events	Total	Average
Baseball	30	5,575	185
Basketball - M	17	37,306	2,195
Basketball - W	14	33,887	2,421
Cross Country	1	750	750
Football	5	27,299	5,460
Soccer	8	1,316	164
Softball	20	3,894	194
Tennis	9	390	43
Track	4	2,200	550
Volleyball	8	1,867	233
<b>Total</b>	<b>116</b>	<b>114,484</b>	<b>987</b>



## “YAPS, YELLOW JACKETS AND HORNETS”

Here come the Hornets! Go Hornets Go! How did Emporia State University really get to known as the Hornets?

A casual conversation between Vic Trusler and an Emporia Gazette reporter named Cecil Carle led the establishment of the Hornets as Emporia State's mascot. In the early 1930's, the Teachers College students were called the Yaps. It is uncertain why the students were called that except popular legend suggests that because they were teachers, they did a lot of "yapping." In any case, most of the students were not fond of the moniker.

Trusler, a legendary figure on campus in the "30's," and coach at Roosevelt High School, and Carle, without design, were instrumental in getting the name changed. Carle was seeking information on the official name of the Roosevelt High School team. Trusler suggested he call the Roosevelt team the Bluejackets since they wore blue jerseys.

In that momentous conversation, Trusler further commented that the students at the Teacher College really did not like being called the Yaps. Instead he suggested they be called the Yellow Jackets because the men wore yellow sweaters with black stripes on the sleeves. And, like the insect, they had quite a sting to them. Nothing further was said, but the next Gazette article about the Teachers College referred to the students as Yellow Jackets.

The evolution of the name Yellow Jacket to Hornet is almost anti-climatic. A lack of newspaper space forced the Yellow Jacket to be shortened to Harnet. For a while the two names were interchanged and used throughout the state.

To further cement the Hornet tradition, the football team recieved new uniforms in 1936. They were almost entirely black prompting some to suggest that the team be called the Mud Daubers, which are yellowjackets, which are hornets, which game more sting to the legend.

"Corky" first appeared on the scene in 1934 when Paul Edwards, then a sophomore, made what he thought was a more representative figure of the school mascot than the stereotyped hornet being used. He entered it in a contest and finished second. Not to be discouraged Edwards redrew his hornet and showed it to Ray Maul, then manager of the Memorial Union, who thought he could "use the buzzard." The Corky figure woud soon become popular on campus.

Edwards liked his Corky so much he patented the bug in 1936, which dated its 50th anniversary to 1986. During Homecoming 1987, Edwards dedicated a Corky the Hornet statue he sculpted, which was placed in the Pumb Hall rotunda to welcome campus visitors to "Hornets Country."

**The Corky Tradition -----  
The Sting Lives On!**



Emporia State continued to lead the way in athletic facilities during the 2006-07 school year. The projects continue to give Emporia State some of the finest facilities in NCAA Division II.

Emporia State announced on May 23, 2005 that the new Super Turf playing surface would be installed at Welch Stadium and that the new field would be named Jones Field in honor of the W.S. and E.C. Jones Testamentary Trust, the lead contributor to the project. The Super Turf surface allows the Hornet football team multiple practices and games in the stadium that were not possible with the natural grass surface. A grant from the Jones Foundation will supply fifty percent of the estimated \$675,000 project. The USD 253 Board of Education approved twenty-five percent of the funding and Emporia State Athletics secured the remaining twenty-five percent in private donations with a lead gift from John and Doreen Waechter. Welch Stadium will continue to also host Emporia High School games.



Zola Witten Track at Welch Stadium was resurfaced over the summer of 2005. The resurfacing prepared ESU as the host site of the 2006 NCAA II men's and women's outdoor track and field national championships. The facility hosted the same event in 1995 and 1999.

Groundbreaking for the Hanna Clubhouse at the Trusler Sports Complex, just north of the ESU campus, took place on April 30, 2005. The facility houses locker rooms for baseball and softball, as well as coaches offices. It gives Hornet student-athletes on the teams a place to call home before and after games and practices. The second floor of the building serves as an observation deck where fans may have parties. The building, named after donors Doris and Chuck Hanna.



## EMPORIA STATE FACILITY BREAKDOWN

Name	Sports	Capacity	Location
<b>Jones Park</b>	Men's Cross Country/Women's Cross Country	1,000	24th Av. & Prairie St./NW Emporia
<b>Milton Tennis Courts</b>	Men's Tennis/Women's Tennis	100	Northwest ESU Campus
<b>Trusler Sports Complex</b>	Baseball/Softball	500/450	701 E 18th Av./NE Emporia
<b>TRYSA Complex</b>	Soccer	1,500	18th Av. & Graphic Arts Rd./West Emporia
<b>Fran Welch Stadium</b>	Football	7,000	Northwest ESU Campus
<b>William Lyndsay White Auditorium</b>	Men's Basketball/Women's Basketball/Volleyball	5,000	111 E 6th Av./Downtown Emporia
<b>Zola Witten Track</b>	Men's Track and Field/Women's Track and Field	7,000	Northwest ESU Campus



Throughout NCAA Division II programs, White Auditorium is regarded as one of the premier basketball arenas in the nation. In 1999 the auditorium floor was replaced for the first time since 1940, using a Grade 1, one-inch thick, northern hardwood maple. The graphic design incorporates Emporia State's new logo and the finish brings out the natural beauty of the wood. Manufacturers are calling the White Auditorium playing surface "the best in the state of Kansas."

Built in 1940 as a product of President Franklin D. Roosevelt's Public Works Administration (PWA), William Lindsay White Auditorium serves the needs of the Emporia community and Emporia State University. During the 1994-95 season the auditorium was renovated and bleacher seating was added to the south end of the court, expanding the seating capacity from 3,700 to 5,000.

The auditorium, located in downtown Emporia, is the home site of ESU men's and women's basketball, as well as volleyball.



ESU dedicated Milton Tennis Courts in 2004 in honor of former coach George Milton. Milton was a coach at ESU from 1966-99. The facility, located west of the HPER Building on campus, is used by the men's and women's tennis program and it hosted the Hornet women's first ever trip to the NCAA tournament in 2005.

The Hornet soccer program plays its home games at the Two Rivers Youth Soccer Association (TRYSA) Complex in west Emporia. The facility is lighted with a scoreboard and has one of the few elevated press boxes for soccer in the MIAA. ESU drew a then-regular-season record 1,820 fans to TRYSA for a match against Northern Colorado in 2002.



Jones Park in northwest Emporia is the home of the Emporia State cross country program. The park provides practice facilities and the host-site for the Jocks Nitch Invitational, a meet hosted by ESU each year.



Emporia State is committed to providing student-athletes with an environment that will maximize the potential for success. ESU's Health, Physical Education and Recreation Building houses offices for coaches and administrators, weight room facilities, a swimming pool, computer lab, five practice gymnasiums and a state-of-the-art training room. The practice gyms allow the baseball, softball and track and field teams a chance to practice indoors, as well as offer additional practice space for basketball and volleyball.



The computer lab on the HPER Building is just one of many available to student-athletes on the ESU campus. Over 200 computers are available on campus, providing ESU students the highest technologies available.



A swimming pool in the HPER Building provides student-athletes conditioning and an additional option for physical therapy.



The Emporia State training room facilities offer student-athletes the finest athletic medicine care available. Athletic trainers John Baxter, M.S., ATCR, and Leslie Kenney, M.S., ATCR, establish injury and illness prevention programs, evaluate and provide immediate care for injury or illness, rehabilitate and recondition athletic injuries, and provide health care administration, education and counseling as related to injury or illness, all under the supervision of team physician Dr. Marshall Havenhill, M.D. Assisting Baxter and Kenney are two certified graduate assistants and numerous undergraduate student assistants.





Emporia State student-athletes excelled not only on the field in 2005-06, but in the classroom and in the community as well.

Katie Hensley was named a Coca-Cola Community All-American by the National Association of Collegiate Directors of Athletics. The Coca-Cola Community All-Americans program recognizes, celebrates and applauds student-athletes who are making a difference in their communities. Coca-Cola made a \$5,000 donation to the Plumb Place in Covington's name.

A total of 26 Emporia State student-athletes earned Academic All-MIAA honors for the 2005-06 school year. To earn this distinction, student-athletes must have a cumulative 3.50 grade-point average in two terms of attendance at the nominating institution, and earned All-MIAA honors in their sport over the past season. Over the last two years ESU had the most student-athletes from MIAA sponsored sports on the list.

Emporia State annually celebrates National Women in Sports Day with former Lady Hornets addressing youth athletes during halftime of a basketball game.



Emporia State student-athletes didn't just provide the Emporia community with exciting sports action throughout the year, the Hornets also provided the community with over 2,700 hours of community service during the 2005-06 year.



Working with organizations like the Make-A-Wish Foundation, Special Olympics, the American Diabetes Association and the Big Brothers and Big Sisters, the Hornets contributed over 2700 hours of community service. From painting worn out park buildings, baby sitting, cheering on Special Olympics competitors, collecting canned foods and to recycling, Emporia State student-athletes could be seen all around Emporia lending their time.

Our relationship has been and will continue to be very strong with Emporia. Our teams have been a constant in the community being active in Special Olympics, Big Brother/Sisters, and Christmas in April. The teams pay attention to how the community perceives them and it is important that we maintain our great relationship.





## THIS IS EMPORIA STATE

Emporia State University is a comprehensive Regents university primarily serving residents of Kansas by providing leadership in quality instruction, related scholarship and service. A student-centered institution, its central mission is to develop lifelong learning skills, impart society's cultural heritage, and educate and prepare for both the professions and advanced study. Faculty, staff and students interact in a collegial atmosphere that fosters freedom of inquiry and expression.

In August 2000, Emporia State University was identified as a "best value" by the Kaplan/Newsweek College Catalog 2001. ESU was named a "top school" in six of its college and university ranking categories, being a school that offers a high level of individual academic attention from faculty that is a hidden treasure offering the best career services that is responsive to individual student financial aid needs that offers the best value that the guidance counselors would attend if they could repeat their college years ESU was among the top ten schools in this category. The top ten schools were UCLA, Michigan State, Stanford, Texas A&M, UC-Berkeley, Notre Dame, Wisconsin, Illinois, Kansas State, and Emporia State.

ESU was named one of the "Best in the Midwest" by the Princeton Review in 2005. One thing that puts this ranking above the rest is that it is based on student opinion data and surveys filled out by current ESU students.

In 2005-06, the overall headcount at ESU was up 3.5% and represented a 16% increase in first time freshmen. Recent data from the Office of Career Services indicated that 97% of our graduates from May 2005 were either employed or enrolled in graduate school. ESU Alumni are exceptional leaders in industry, business, medical and educational professions.

The university provides undergraduate educational opportunities designed to meet the broad goals of basic skill development and general education, as well as the more specific goals of a variety of programs in art and sciences, business, education, and library and information management.

Graduate programs serve needs and provide leadership within the region, the state and the Great Plains area. The university offers programs of national distinction in Education and in Library and Information Management, including a Ph.D. in Library and Information Management.



ESU's arts and sciences programs and offerings at the undergraduate and graduate levels provide a solid foundation for further learning, preparation for the many avenues of employment to which the basic disciplines lead, and the advanced knowledge necessary to enable professionals, including teachers, to move ahead in their fields and accept increased responsibilities and challenges.

As a national leader in teacher preparation, the Teacher's College at ESU has a rich history of preparing teachers to succeed in the classroom. ESU offers well-established teacher preparation programs that support the growing need for quality math and science teachers. ESU's teacher education program was selected as one of four "model" teacher preparation programs in the nation.

The school of Library and Information Management (SLIM) prepares students to analyze and manage information on a global scale. With coursework through the doctorate level, SLIM offers graduate-

level instruction for information managers in all professions. SLIM is the only school accredited by the American Library Association in a 12 state area.



ESU's School of Business educates students to be entrepreneurs, critical thinkers and leaders in the workplace. Graduates hold leadership positions in some of the most prestigious companies throughout Kansas and the nation. The School of Business is accredited by AACSB, a distinction held by only 25 percent of the business programs in the nation.

Beginning with the fall 2006 semester, ESU will be the first and only university in the world to offer a four-year degree in engraving arts. The Don and Mary Glaser Distinguished Professorship in Engraving Arts will provide the funding for a faculty member dedicated to engraving arts.

As an institution of higher education, Emporia State University is committed to helping students, faculty, staff, and administrators acquire those skills necessary to enable them to think critically, to question intelligently, and to analyze complex and diverse ideas in order to become thoughtful, educated world citizens.

Emporia State University is an equal opportunity institution of higher education where individuals of diverse backgrounds and beliefs come to learn and work together professionally and respectfully. As a university, we seek to create and uphold high intellectual standards within a learning community, to make those intellectual standards accessible to all who engage in the learning process, and to foster a curiosity about life and society that will lead to informed and involved citizenship in all of its forms. Learning requires critical thinking about the production of knowledge and the various beliefs that people may hold, as well as opportunities to test and actively engage with new ideas.

### EMPORIA CITY PROFILE

Emporia was made famous by William Allen White, editor and owner of The Emporia Gazette newspaper. Today Emporia is a manufacturing, educational, transportation, trade, medical and cattle center of the east central Kansas region. Emporia is the county seat and the largest city in Lyon County, with a total county population of 35,935.

The Emporia area, located midway between Kansas City and Wichita on the Kansas Turnpike, is an important crossroads and trade area for the east central Kansas population of approximately 85,000 people.

The Burlington Northern Santa Fe railroad mainline passes through Emporia. The Emporia Municipal Airport, with a 5,000 ft. hard surface runway can accommodate most corporate aircraft.

Emporia State University is one of the finest medium sized universities in the Midwest. Over 6,000 students are enrolled in the university, offering outstanding programs in education, business, arts and sciences, library science and information management.





•In the 2006-07 academic year, 54 percent of ESU's student-athletes achieved a grade-point average of 3.0 or better.

•ESU's Cooperative Education program has placed students at Walt Disney World in Florida, the White House, and the World Trade Center in France.

•Free health care, pharmacy, and legal services are available as part of your student fee package.

•Among the clients who use the Grammar Hotline in ESU's Writing Lab are "48 Hours," "The CBS Evening News," the White House, and "60 Minutes."

•Emporia State University and Kansas State University, both founded in 1863, were the first two universities in the state.

•More than 70 percent of ESU's student body receives financial aid in the form of scholarships, grants, and loans.

•ESU was one of the nation's first campuses to be accessible to the physically challenged.

•ESU hosted the 1995, 1999 and 2006 NCAA Division II Outdoor Track and Field Championships, 1996 NCAA Women's Softball Championships, and 1998 NCAA II Cross Country Championships as well as numerous NCAA regional tournaments.



•In recent years, off-campus locations for courses at ESU have included the jungles of Peru, the caves and coral reefs of the Bahamas, and the castles of Spain.

•Nearly 300 students from 60 countries across the globe make up ESU's diverse international student population.



•Every room in the ESU Residence Halls is wired for Internet access and if you don't have a computer there are over 200 computers available in various labs across campus.

•ESU's Student Advising Center has been nationally recognized as a model for student advising.

•ESU's Teachers College has received three national Showcase for Excellence Awards since 1985 and four national awards for teacher education.

•ESU helped establish the National Teachers Hall of Fame, located in Emporia, in 1989.

•ESU has the nation's only Community Analysis Research Institute.

•Modern and beautifully remodeled residence halls, along with fraternity and sorority houses, and married student apartments, provide excellent and comfortable living units to ESU students.

### DEGREES OFFERED AT ESU

#### School of Business

- Accounting
- Business Administration
- Business Education
- Computer Info. Systems
- Economics
- Finance
- International Business
- Management
- Marketing
- Office Systems Management

#### College of Liberal Arts and Sciences

- Art
- Biology
- Chemistry
- Communication
- Computer Science
- Dramatic Art
- Earth Science
- Engineering
- English
- Foreign Languages (French and Spanish)
- History
- Mathematics
- Music
- Nursing
- Physical Science
- Physics
- Political Science
- Social Science
- Sociology
- Speech Communication

#### The Teachers College

##### Elementary Education

- Art
- Bicultural Sciences
- Early Childhood Ed.
- Early Childhood Special Ed.
- Health Education
- Language Arts
- Mathematics
- Natural Sciences
- Psychology
- Social Sciences
- Special Education

##### Secondary Education

- Art
  - Secondary Education
  - Combined Elementary & Secondary
- Biology
  - General Science
- Business Education
  - Office Education
  - Distributive Education
- English
- Foreign Language
  - French
  - Spanish
  - Combined Elementary
- Health Education
- Mathematics
- Physical Education
  - Coaching
  - Athletic Training
  - Combined Elementary & Secondary
  - Recreation
- Physical Science
  - General Science
  - Chemistry
  - Physics
  - Earth Science
- Psychology
  - Special Education
  - Social Science
  - Speech Comm.
  - Rehab. Services Education

#### Pre-Professional Programs

Areas in the Pre-Professional programs with local accreditations:

Agriculture, Chiropractic, Dental, Engineering, Journalism, Law, Medical, Medical Technology, Nursing, Optometry, Osteopathic Medicine, Pharmacy, Physical Therapy, Social Work, Veterinary Medicine.



**John Baxter**  
Men's Athletic Trainer  
(620) 341-5021



**Kristi Bredbenner**  
Softball Coach  
(620) 341-6164



**John Cayton**  
Tennis Coach  
(620) 341-6129



**Jennifer Collins**  
Asst. to the A.D.  
(620) 341-5349



**Bob Fornelli**  
Baseball Coach  
(620) 341-5930



**Dave Harris**  
Track & Field/XC Coach  
(620) 341-5938



**Becky Henry**  
Compliance Assistant  
(620) 341-6185



**Garin Higgins**  
Football Coach  
(620) 341-5504



**Leslie Kinney**  
Athletic Trainer  
(620) 341-5955



**Greg Larson**  
Athletic Tickets  
(620) 341-6378



**David Moe**  
Men's Basketball Coach  
(620) 341-5928



**John Rich**  
Faculty Athletic Rep.  
(620) 341-5225



**Sharon Shafer**  
Athletic Manager  
(620) 341-5349



**Brandon Schneider**  
Women's Basketball Coach  
(620) 341-5932



**Jim Schneiderhahn**  
Soccer Coach  
(620) 341-5036



**Leah Shireman**  
Athletic Marketing  
(620) 341-5026



**Bing Xu**  
Volleyball Coach  
(620) 341-5931

## ATHLETIC ADMINISTRATION

Kent Weiser . . . . . (620) 341-5354  
 . . . . . Athletic Director (kweiser@emporia.edu)  
 Carmen Leeds . . . . . (620) 341-5825  
 . . . . . Associate Athletic Dir./Internal -SWA (cleeds@emporia.edu)  
 Shane Shivley . . . . . (620) 341-5873  
 . . . . . Associate Athletic Dir./Development (sshivley@emporia.edu)  
 Leah Shireman . . . . . (620) 341-5026  
 . . . . . Director of Athletic Marketing (lshirema@emporia.edu)  
 Davonne Hinz . . . . . (620) 341-5925  
 . . . . . Athletic Business Manager (dhinz@emporia.edu)  
 Dr. John Rich . . . . . (620) 341-5225  
 . . . . . Faculty Athletic Representative (jrich@emporia.edu)  
 Jennifer Collins . . . . . (620) 341-5349  
 . . . . . Assistant to the A.D. (jcollins@emporia.edu)  
 Becky Henry, . . . . . (620) 341-6185  
 . . . . . Compliance Assistant (rhenry@emporia.edu)  
 Greg Larson . . . . . (620) 341-6378  
 . . . . . Ticket Manager (glarson@emporia.edu)

## ATHLETIC MEDIA RELATIONS

Don Weast, Asst. AD/Media Relations . . . . . (620) 341-5526  
 Cell Phone . . . . . (620) 344-6190  
 Home . . . . . (620) 342-6406  
 . . . . . (dweast@emporia.edu)  
 FAX . . . . . (620) 341-5808  
 Welch Stadium (Football, Track and Field) . . . . . (620) 341-5020  
 White Auditorium (Basketball/Volleyball) . . . . . (620) 341-4331  
 Trusler Sports Complex (Baseball/Softball) . . . . . (620) 343-1815

## ATHLETIC TRAINING

John Baxter . . . . . (620) 341-5955  
 . . . . . Athletic Trainer (jbaxter@emporia.edu)  
 Leslie Kenney . . . . . (620) 341-1868  
 . . . . . Athletic Trainer (lkenney@emporia.edu)  
 Training Room FAX . . . . . (620) 341-5953

## COACHING STAFF

Kristi Bredbenner . . . . . (620) 341-6164  
 . . . . . Softball Coach (kbredben@emporia.edu)  
 John Cayton . . . . . (620) 341-5948  
 . . . . . Tennis Coach (jcayton@emporia.edu)  
 Bob Fornelli . . . . . (620) 341-5930  
 . . . . . Baseball Coach (rfornell@emporia.edu)  
 Dave Harris . . . . . (620) 341-5938  
 . . . . . Track and Field/Cross Country Coach (dharris@emporia.edu)  
 David Moe . . . . . (620) 341-6226  
 . . . . . Men's Basketball Coach (dmoe@emporia.edu)  
 Brandon Schneider . . . . . (620) 341-5932  
 . . . . . Women's Basketball Coach (bschneid@emporia.edu)  
 Jim Schneiderhahn . . . . . (620) 341-5036  
 . . . . . Soccer Coach (jschnei4@emporia.edu)  
 Bing Xu . . . . . (620) 341-5931  
 . . . . . Volleyball Coach (bxu@emporia.edu)  
 Garin Higgins . . . . . (620) 341-5504  
 . . . . . Football Coach (ghiggins@emporia.edu)

Athletic Department FAX . . . . . (620) 341-5603



**President**  
**Dr. Michael R. Lane**

Dr. Michael R. Lane became the 15th president of Emporia State University on November 1, 2006.

Dr. Lane earned a Ph.D. in Accounting from Texas A&M University, a master's degree from Northeastern University and a bachelor's degree from Lowell Technological Institute (now the

University of Massachusetts at Lowell).

A native of Melrose, Massachusetts, Dr. Lane's career in higher education began in Boston as an assistant professor of accounting at Northeastern University. As a professor at Bradley University he served as Chair of the Department of Accounting, Associate Dean of the College of Business and Director of the MBA Program. In 1994 he was named dean of the School of Business at Indiana University-Purdue University Fort Wayne. He later advanced to dean of the Campbell of School of Business at Berry College in Rome, Georgia. At Mansfield University of Pennsylvania, Lane served over four years as provost and vice

president for academic affairs. Prior to coming to Emporia State University, he was vice chancellor for academic affairs and provost at the University of Arkansas – Fort Smith.

Dr. Lane was active for many years in the American Accounting Association, serving on the board of the Midwest region. He served Beta Alpha Psi, the national accounting honors and professional fraternity for several years as faculty vice president at Northeastern University and Bradley University where he was selected as one of five "Outstanding Faculty Vice President" by the national organization. Dr. Lane also served on the national Council of Beta Alpha Psi.

As a business dean, Dr. Lane was active in regional activities of Association to Advance Collegiate Schools of Business (AACSB). Dr. Lane has published or presented more than two dozen papers and has written ethics cases for a principles of Accounting text book.

President Lane's wife, Dr. Peggy Lane, is a Associate Professor in the Department of Accounting and Information Systems in the ESU School of Business. Their household includes a beagle (Lucy) and a cat (Brandy).

"Athletics is a key part of the educational experience at Emporia State," says Lane. "We try to foster a positive environment of sportsmanship and integrity for our student-athletes."



**Athletic Director**  
**Kent Weiser**

Under Kent Weiser's leadership, Emporia State Athletics has consistently competed at the national level in NCAA Division II. Highlighted by a 12th place finish in 2005-06 US Sports Academy Director's Cup Standing. ESU consistently finishes in the top 20% of annual standings.

The Hornets have won 16 MIAA team championships and have finished in the top 20 of Division II in eight different sports under Weiser's leadership. The Hornets had two top 10 finishes in 2006-07 as 12 of 15 programs made the NCAA post-season.

In the classroom ESU ranks ninth in the nation among Division II schools with 14 Academic All-Americans in the 21st century. ESU regularly places over 50 percent of its student-athletes on the A.D.'s Honor Roll and has had an NCAA Top VIII Award winner under Weiser.

Eight coaches hired by Weiser have been named MIAA Coach of the Year in their respective sports. Ten of ESU's 15 varsity programs earned Top 30 recognition at some point during the 2005-06 school year. During the 2003-04 school year Emporia State was the first NCAA Division II institution to advance to the postseason in football, men's and women's basketball, baseball and softball with 11 of ESU's 15 programs competing in the NCAA postseason.

His leadership of ESU's fund raising efforts led to the largest single gift for athletics scholarships in school history, a

\$1.25 million contribution in 2004. Major capital improvements, such as the Hanna Baseball/Softball Clubhouse, Jones Field Super Turf, and the resurfacing of Witten Track have been completed with 100% of the nearly \$1.5 million coming from donors. These improvements have helped maintain those facilities as some of the best in the nation at the Division II level.

In the fall of 2005, Weiser led efforts to purchase two buses for use by the Hornets. The purchase provides a safer environment for student-athletes on away games and allows ESU to better control transportation costs.

While other institutions were faced with reducing sports, Weiser spearheaded the effort to add women's soccer as a varsity sport, increasing participation opportunities for women at the University for the first time since 1980.

His efforts helped ESU receive a grant from the NCAA in support of expanding administrative opportunities for women and minorities. Weiser has been a guest panelist at numerous NCAA and NACDA meetings, including for the Division II Strategic Alliance Matching Grant Enhancement Program and the NCAA Leadership Institute for Minority Males.

Weiser, a native of Great Bend, Kan., received a Bachelor of Arts and a Master of Science in Education from the University of Kansas. He began his career in athletics at KU, where he worked from 1981-88. During that time, he held administrative positions as ticket manager and marketing director. He also served as the Kansas women's golf coach from 1984-88.

He was the associate director of development for Ottawa University from 1990-93. He joined Emporia State in 1999, after serving as associate athletic director at Oregon State University for six years.

Weiser is married to the former Amy Pangrac, and the couple has two daughters, Katie and Abby.

## **Associate Athletic Director/SWA Carmen Leeds**

Carmen Leeds is in her seventh year as associate director of athletics for internal operations and senior woman administrator (SWA). She oversees areas of NCAA compliance and student-athlete services and CHAMPS/Life Skills.

She currently serves on the NCAA Softball Regional Advisory Committee and serves as a facilitator for the Division II Leadership Academy. She is a past member of the NCAA Division II national women's basketball committee. She has served as a facilitator at the NCAA Leadership Conference and for the Division II Action Academy.

She was formerly the head women's basketball coach and SWA at South Carolina-Upstate. She coordinated the Athletes Can Educate (ACE) program and implemented the school's Student-Athlete Advisory Committee (SAAC). As basketball coach, she had a 100 percent graduate rate among four-year players.

She received her bachelor's degree from Appalachian (N.C.) State and her master's from Clemson University.

She is married to Greg Leeds, a 1984 ESU graduate, and the couple has three sons, Brian, Matt and Parker.

## **Associate Athletic Director Shane Shivley**

Shane Shivley is in his sixth year as the associate director of athletics for external operations at ESU after serving as the director of athletic marketing for a year.

A 2000 graduate of ESU, Shivley first began working for the Hornets as an event coordinator at the football pregame festival, HornetFest and continued as an intern with Hornet athletic marketing in 2001-02.

Shivley supervises all fundraising and alumni activities for the Hornet athletic program. Under his supervision the ESU Athletics Golf Tournament and Auction has set records for money raised each of the last four years. The Hornet Athletic program received its largest single gift for scholarships in history, a \$1.25 million contribution in the fall of 2004. He has spearheaded efforts for nearly \$1.5 million in facility improvements at ESU including Hanna Baseball/Softball Clubhouse, Jones Field Super Turf and the resurfacing of Witten Track. Membership in the Hornets Athletic Scholarship fund eclipsed 1400 for the first time in school history.

He earned his BS in business from ESU in 2000 and his Master's in sports administration from Wichita State in 2002. He is married to the former Mary Decker and they have a daughter Alexa.

## **Assistant Athletic Director Don Weast**

Don Weast begins his eighth year in charge of media relations at Emporia State

A 1998 graduate of ESU, Weast was a sports supervisor at the Emporia Recreation Commission prior to returning to ESU as a student in the sports information office in 1997. After a year of graduate work at Central Missouri State, he returned to ESU in 1999 as the director of sports promotions. He began his association with the Hornets as a student athletic trainer in 1986. Weast spent part of the 1989-90 season with the now defunct Topeka Sizzlers of the CBA as an athletic trainer.

Promoted to the title of assistant athletic director for media relations in 2003, Weast oversees media relations, publications and Web site management for the 15 sport intercollegiate athletic program at ESU. His office has won three Best in Nation awards from CoSIDA for publication excellence.

He earned his BFA from Emporia State in 1998 and is married to the former Terri Kaiser, a 1998 MLS graduate from ESU. The couple have a daughter, Emelie Rae.

## **Athletic Business Manager Davonne Hinz**

Davonne Hinz is in her ninth year as the athletic business manager at Emporia State. The Melvern, Kansas native has been at Emporia State since 1985 and has worked in athletics since 1995.

She is responsible for the day to day business operations of the 15 sport athletic program at ESU and maintains the budget for the Hornet athletic department.

She has a daughter, Kelsi.



### **ESU Athletic Administration**

*Front row: Davonne Hinz - Athletic Business Manager, Carmen Leeds - Associate Athletic Director.*

*Middle: Kent Weiser - Athletic Director.*

*Back row: Shane Shivley - Assistant Athletic Director, Don Weast - Assistant Athletic Director*

## 2006 Class of Inductees

Tom Fincken • Track and Field

Mark Majors • Track and Field

Wade LeDuc • Football

Kim Kline • Softball/Basketball

Alvester Bobby • Football

1958 Men's Cross Country  
NAIA National Champions

1959 Men's Cross Country  
NAIA National Champions



### 1982

Dale Burnett . . . . . FB, BB, TF  
Dale Cushinberry . . . . . BB  
Gus Fish . . . . . FB, BB  
Bill Hargiss . . . . . FB, BSB, BB, TF  
Bill Litchfield . . . . . FB, BB  
Archie San Romani . . . . . TF  
Bill Tidwell . . . . . TF, XC  
Fran Welch . . . . . FB, BSB, BB

### 1983

Glen Campbell . . . . . FB, BB  
John Kuck . . . . . TF  
Gene Johnson . . . . . BB  
John Lohmeyer . . . . . FB  
Elvin McCoy . . . . . FB  
Elijah Williams . . . . . TF

### 1984

Buck Astle . . . . . FB, BB, BSB  
James Fraley . . . . . FB  
Shorty Hoch . . . . . FB  
Dutch Holtfrerich . . . . . FB, BSB, TF

### 1985

Jerome Carroll . . . . . BSB, TF  
Keith Caywood . . . . . FB, BB, TF  
Chesley Culp . . . . . FB  
Al Feuerbach . . . . . TF  
Wendell Goldsmith . . . . . FB, TF  
Menzo Hainline . . . . . FB, TF  
Eddie Hamada . . . . . FB  
Harry Kline . . . . . TF, FB  
Paul Kutnink . . . . . FB, BB, TF  
Earl McKown . . . . . TF  
Gottlieb Richmond . . . . . FB  
Joe Weber . . . . . FB, TF

### 1986

John Camien . . . . . TF, XC  
Duward Crooms . . . . . FB, TF  
Fred L. Kipp . . . . . BSB, BB  
Shorty Long . . . . . FB  
Wilbur Reeser . . . . . BB

### 1987

Paul Bridges . . . . . TF  
Cecil Dryer . . . . . FB, TF  
Jim Fraley . . . . . BB  
Lindell Petty . . . . . FB  
Norman Rhoads . . . . . TF  
Ron Slaymaker . . . . . BB

### 1988

Lee Haring . . . . . TF  
Richard Mawdsley . . . . . FB  
Bill Monneypenny . . . . . FB  
Dennis Shogren . . . . . BSB, BB  
Brenda Stolle . . . . . SB

### 1989

Dave Bingham . . . . . BSB  
Steve Henry . . . . . FB, TF  
Pamela Bulson-O'Connor . . . . . BB  
Ireland Sloan . . . . . TF, XC  
Paul Whitely . . . . . TF, XC

### 1990

Kathy Devine . . . . . TF  
A.O. Duer . . . . . NAIA Exec. Sec.  
Wayne Goldsmith . . . . . FB, TF  
Charles Sanger . . . . . FB, BB, TF  
Val Schierling . . . . . TF

### 1991

Lesha Wood . . . . . TF, XC  
Mike Denimarck . . . . . FB  
Herb Dixon . . . . . FB  
William Goldsmith . . . . . FB  
Russ Jenkins . . . . . FB  
Roy Lane . . . . . FB  
Francis Swaim . . . . . TF  
Bernard Taylor . . . . . FB, TF

### 1992

Sam Butterfield . . . . . TF  
Bob Clements . . . . . FB  
Leroy Harper . . . . . FB  
Chet Hayden . . . . . FB, TF  
Fanny Markham . . . . . BB, BSB  
Lea Plarski . . . . . Admin.

### 1993

John Baxter . . . . . Athletic Training  
Rhonda Clarke . . . . . SB  
Marvin Hamman . . . . . FB  
Brad Hill . . . . . BSB  
Patricia Roberts . . . . . BB

### 1994

Harold Clark . . . . . FB  
Kay Clarke . . . . . BB  
Monroe Fordham . . . . . BB, TF  
Willie Knox . . . . . BB  
Kim Miller . . . . . BB, SB

### 1995

Tammy Hoffman . . . . . SB, BB  
Ken Hush . . . . . TN  
Bob Janesko . . . . . FB  
Wilson Kilmer . . . . . BSB  
Dick Nolan . . . . . FB

### 1996

Debbie Carrier . . . . . SB, BB  
Bill Freeman . . . . . FB  
Dorothy Kempf . . . . . SW, TF  
Myron Rodee . . . . . FB  
Les Stafford . . . . . TN

### 1997

Ben Bounous . . . . . BSB  
Carolyn Davis . . . . . BB  
Doug Glaysher . . . . . BB  
Dennis Nee . . . . . TF/XC  
David Tryon . . . . . FB

### 1998

Gordon "Babe" Hoyt . . . . . FB  
William Fraley . . . . . TF  
Kelly McCammon . . . . . TF  
Phil McKinzie . . . . . BSB  
Brian Robinson . . . . . BB  
Greg Zickefoose . . . . . FB

### 1999

Ron Boline . . . . . BB  
Bruce Cerone . . . . . FB  
Roger Jennings . . . . . XC, TF  
Kevin Mendon . . . . . BSB  
George Milton . . . . . TN Coach  
Bill Quayle . . . . . Athletic Director

### 2000

Rich Alday . . . . . BSB  
Clifford Hodrick . . . . . FB  
Larry Kramer . . . . . FB Coach  
Susan (Stein) Melgraes . . . . . XC, TF  
Craig Stromgren . . . . . BB  
Betsy Walters . . . . . SB/VB Coach

### 2001

Sandy (Schant) Barnwell . . . . . BB  
Howard Bonser . . . . . BB  
Mike Carlson . . . . . BSB  
Kelly Goodburn . . . . . FB  
Matt Koehler . . . . . FB  
Doug Minnis . . . . . FB

### 2002

Cecilia Gunn . . . . . TF  
David Kipelio . . . . . XC, TF  
Bill Kurtis . . . . . FB  
Mike Shinn . . . . . BSB  
Stacey (Slavens) Mickens . . . . . VB, SB  
Randy Springs . . . . . BB

### 2003

Curtis Fischer . . . . . FB  
Judy Lienemann . . . . . BB, TF  
Jesse Nelson . . . . . BB  
Andy Uphott . . . . . BB

### 2004

1978 Baseball Team . . . . . NAIA  
. . . . . National Champions  
Kendra Dawson . . . . . VB  
Denise (Dawson) Landwher . . . . . BB  
James McCallop . . . . . BB  
Earl Sauder . . . . . Booster

### 2005

1980 Softball Team . . . . . AIAW  
. . . . . National Champions  
Dennis Delmott . . . . . TF/XC  
Bill Dickey . . . . . BSB, BB, TF  
Mark Stanbrough . . . . . TF/XC  
Tim Weiser . . . . . BSB  
Abe Welcher . . . . . FB

### 2006

Alvester Bobby . . . . . FB  
Tom Fincken . . . . . TF  
Kim Kline . . . . . SB/BB  
Wade LeDuc . . . . . FB  
Mark Majors . . . . . TF  
1958 Men's XC . . . . . NAIA Champs  
1959 Men's XC . . . . . NAIA Champs

BB- Basketball, BSB- Baseball, FB- Football, SB- Softball, TF- Track and Field, TN- Tennis, VB- Volleyball, XC- Cross Country

## ESU Athletic Media Relations

HPER 113 • 1200 Commercial • Box 4020  
Emporia KS 66801

Emporia State University media guides assist you in your coverage of the Hornets and the Mid-America Intercollegiate Athletics Association. Additional information may be requested by calling Don Weast at (620) 341-5526 or via e-mail at [weastdon@emporia.edu](mailto:weastdon@emporia.edu). His office is housed in the HPER Building, Room 113.

## Credentials

Credentials for all Hornet events may be obtained by calling Weast by noon one-day prior to a home game. Your name will be placed on the media pass list and you may pick up your credential on gameday at the ticket window at the west side of Welch Stadium. Credentials will allow you access to the field and to third floor of the Hutchinson Family Pavilion. Should you need a credential for a road contest, you are advised to make your request at least one week prior to the road trip so we can place you on our media list.

## Parking

Space is severely limited so please arrive early to insure you have a place to park. Satellite trucks may park at the North End of Welch Stadium.

## Courtesy Line

One courtesy line is available for visiting radio and may be confirmed by calling Weast at (620) 341-5526.

## Visiting Radio Courtesy Line (620) 341-6059

## Game Services

A media packet including a game program, press release, statistics, etc., is available to media before the game. During the game, statistics will be distributed after each quarter. Complete play-by-play, scoring summary, and individual and team statistics will be available following the game. Members of the media may file from the high-speed ethernet or dial-up connections in the pressbox.

## ESU Post-game Interviews

The ESU football locker room is closed. The following is the post-game procedure:

Coach Higgins will be available to the media following his post-game radio show. Please give a list of requested players to ESU athletic media relations personnel, and those players will be made available outside the Hornet locker room. During the week, Higgins will be available to meet with the media after 1 p.m. on Monday following Hornet Talk. Otherwise he may be reached at (620) 341-5504 each morning.

Please check with the opponent SID for their post-game policy.



## Mid-week Interviews

Practice is open to the media during the week. Please check with Don Weast for the time. Should you need to do a mid-week interview with a player, we request 24-hours notice in meeting your demands.

## ESU on the Radio

For the 18th straight season, Hornet athletics can be heard on KFFX-FM, 104.9. Emporia's Radio Stations (KFFX-FM, KVOE AM and FM) will once again provide ESU fans with the best source for keeping up with the Hornets. Salina native Greg Rahe is in his 18th year of serving as the voice of the Hornets. Rahe has been honored by the Kansas Association of Broadcasters and taken first place for "sports play-by-play" in a Kansas medium market. Chuck Samples will provide color analysis while Ron Thomas will handle sideline duties. In addition to game coverage, Rahe will host a weekly show "Hornet Talk" on Mondays at noon. Saturday Morning Sports Talk, a popular area show, can be heard every Saturday morning from 8-9 a.m. Rahe is joined by Tim Miller and Steve Sauder.



Greg Rahe (center), in his 18th year as the play-by-play voice of the Hornets, will be joined in the football booth by Chuck Samples (right) with color commentary and Ron Thomas (left) with sideline reports.

## Hornet Webcasts

All Hornet athletic events broadcasted by KFFX-FM, 104.9 will also be available online. Follow the "Hornet Broadcasts" link at [www.emporia.edu/athletics](http://www.emporia.edu/athletics) to hear the live action all around the world.

## Visit Our Web Site

All of the following is available on the internet at [www.emporia.edu/athletics](http://www.emporia.edu/athletics)

Rosters • Schedules • Statistics  
Game Notes • Latest Boxscores



## NEWSPAPERS

**Emporia Gazette\*** - Jesse Newell, Beat Writer  
Drawer C  
Emporia, KS 66801  
(620) 342-4805 (O) - (620) 342-8108 (Fax)

**ESU Bulletin\*** - Sports Editor  
12th and Commercial,  
Box 4068  
Emporia, KS 66801  
(620) 341-5201 (O) - (620) 341-5865 (FAX)

**Topeka Capital Journal** - Ken Corbitt  
6th and Jefferson  
Topeka, KS 66601  
(800) 777-7171 (O) - (785) 295-1230 (Fax)

**Kansas City Star** - David Boyce, Sports  
1729 Grand Avenue  
Kansas City, MO 64108  
(816) 234-4355 (O) - (816) 234-4360 (FAX)

**Wichita Eagle** - Jeffery Parson, Sports  
825 E. Douglas  
Wichita, KS 67201  
(800) 825-6397 (O) - (316) 268-6536 (Fax)

**Salina Journal** - Bob Davidson, Sports  
(785) 822-1444 (O) - (785) 827-6060 (Fax)

**Hutchinson News** - Sports  
(800) 766-5742 (O) - (316) 662-4186 (Fax)

## RADIO

**KVOE-AM, FM/KFFX-FM\*** - Greg Rahe, Sports Dir.  
P.O. Box 968  
Emporia, KS 66801  
(620) 342-1400 (O) - (620) 342-0804 (Fax)

**KRWV-FM** - Sports  
(620) 343-9393 (O) - (620) 342-7617 (Fax)

**KSNP-FM** - Sports  
(620) 364-8807 (O) - (620) 364-2047

## TELEVISION

**Topeka - WIBW-TV 13** - Mark Ewing  
631 Commerce Place  
Topeka, KS 66606  
(785) 272-7030 (O) - (785) 272-0117 (Fax)

**Topeka - KSNT-TV 27** - Johnny Kane  
P.O. Box 2700  
Topeka, KS 66601  
(785) 582-5100 (O) - (785) 582-5283 (Fax)

**Topeka - KTKA-TV 49** - Nick Griffith  
P.O. Box 4949  
Topeka, KS 66601  
(785) 215-8503 (O) - (785) 215-8495 (Fax)

**Wichita - KWCH-TV** - Bruce Haertl  
(316) 838-1212 - (316) 832-9739 (Fax)

**Wichita - KAKE-TV** - Alan Shope  
(316) 946-1331 - (316) 943-5374 (Fax)

**Wichita - KSNW-TV** - Jim Kobbe  
(316) 292-1111 (O) - (316) 292-1197 (Fax)

**Kansas City - KMBC-TV**  
(816) 221-9949

**Kansas City - WDAF-TV**  
(816) 932-9201

## WIRE SERVICE

**Associated Press**  
(816) 421-4844 (O) - (816) 421-3590 (Fax)

Date	Opponent	Location	Time
Sept. 1	Western State	Gunnison, Colo.	2:00 P.M.
Sept. 8	Central Oklahoma	Edmond, Okla.	6:00 p.m.
<b>Sept. 15</b>	<b>*SOUTHWEST BAPTIST (Family Day)</b>	<b>EMPORIA</b>	<b>1:00 p.m.</b>
Sept. 22	*Fort Hays State	Hays, Kan.	7:00 p.m.
Sept. 29	*Missouri Southern	Joplin, Mo.	6:00 p.m.
<b>Oct. 6</b>	<b>*CENTRAL MISSOURI</b>	<b>EMPORIA</b>	<b>1:00 p.m.</b>
<b>Oct. 13</b>	<b>*WASHBURN</b>	<b>EMPORIA</b>	<b>1:00 p.m.</b>
<b>Oct. 20</b>	<b>*MISSOURI WESTERN (Homecoming)</b>	<b>EMPORIA</b>	<b>1:00 p.m.</b>
Oct. 27	*Truman	Kirksville, Mo.	2:00 p.m.
<b>Nov. 3</b>	<b>*NORTHWEST MISSOURI</b>	<b>EMPORIA</b>	<b>1:00 p.m.</b>
Nov. 10	*Pittsburg State	Pittsburg, Kan.	2:00 p.m.

\* MIAA Games



**EMPORIA STATE UNIVERSITY**™



**PLAY HARD.  
PLAY FAST.  
PLAY TOGETHER.**